

How to quickly lock Microsoft Edge Chromium

To quickly lock the Microsoft Edge Chromium browser, we can immediately use the Browser Lock utility to lock the browser with a password.

This helps users' privacy while browsing on Microsoft Edge Chromium is not compromised when someone else accesses the computer and browser.

The current issue of private browsing is also concerned by a lot of people, maybe you accidentally got someone reading texting content, or the content is surfing the web. To limit such possibilities, you can install extensions to block the viewing of Messenger messages, or quickly dim Chrome web pages while on.

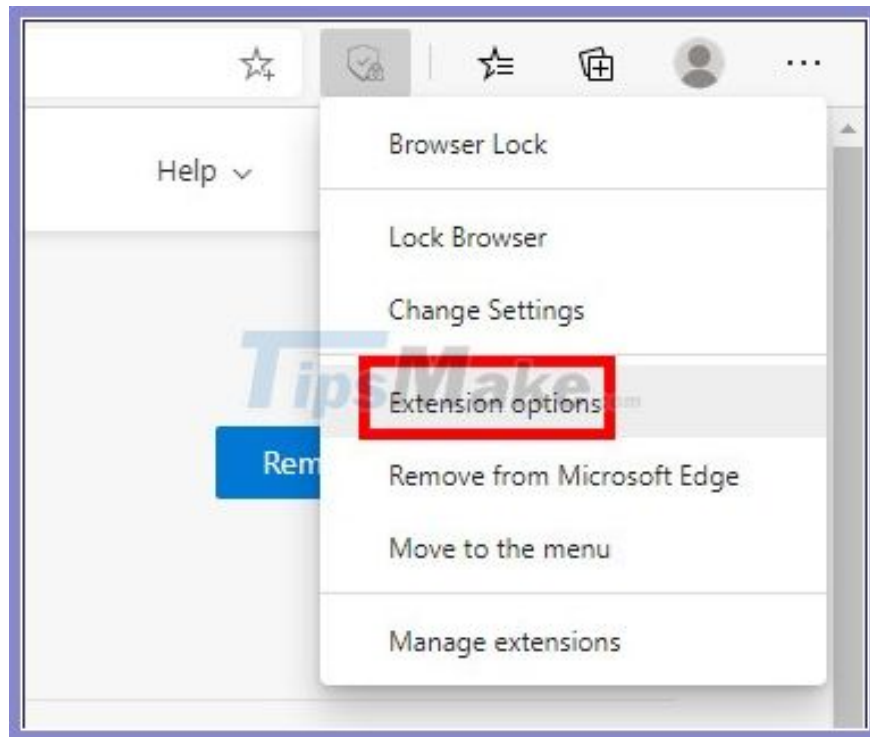
The following article will guide you to read how to lock Microsoft Edge Chromium browser.

Microsoft Edge Chromium Key Guide

Step 1: We download the Browser Lock utility on Microsoft Edge Chromium browser according to the link below.

1. [Download Browser Lock Microsoft Edge Chromium](#)

Step 2: After you install the browser lock message will appear in the bottom right corner, you just ignore this message. Next, click on the utility icon on the toolbar and select **Extension options** to set a password to lock the browser.

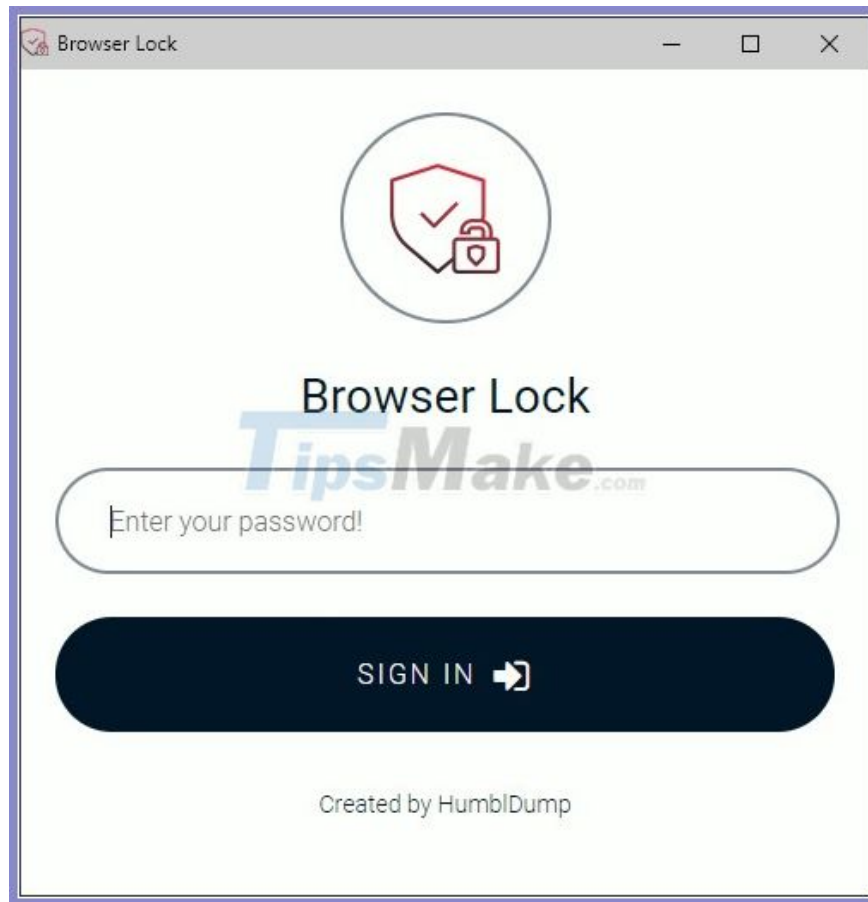


Step 3: Now display the interface for users to **enter the browser lock password** , click **Save** to save.

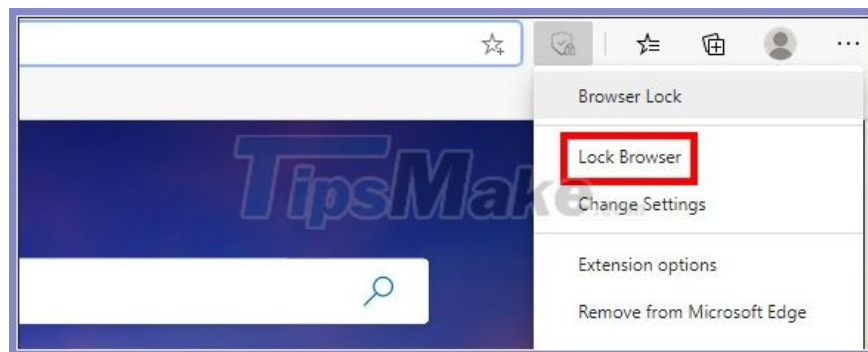


Step 4: Immediately the browser was locked and users need to enter the correct password to unlock the browser to use.

If you are using a browser, then click the extension icon and then select Lock Browser to lock it.



Step 5: To change the application lock password, click on the icon of the utility and select **Browser Lock > Change Settings** . In this interface you can **turn off browser lock** , or **t or change the password** .



You finished reading the article "**How to quickly lock Microsoft Edge Chromium**" edited by the [TipsMake](#) team. We hope this article has provided you with many useful tech tips and tricks. You can search for similar articles on tips and guides. Thank you for reading and for following us regularly.