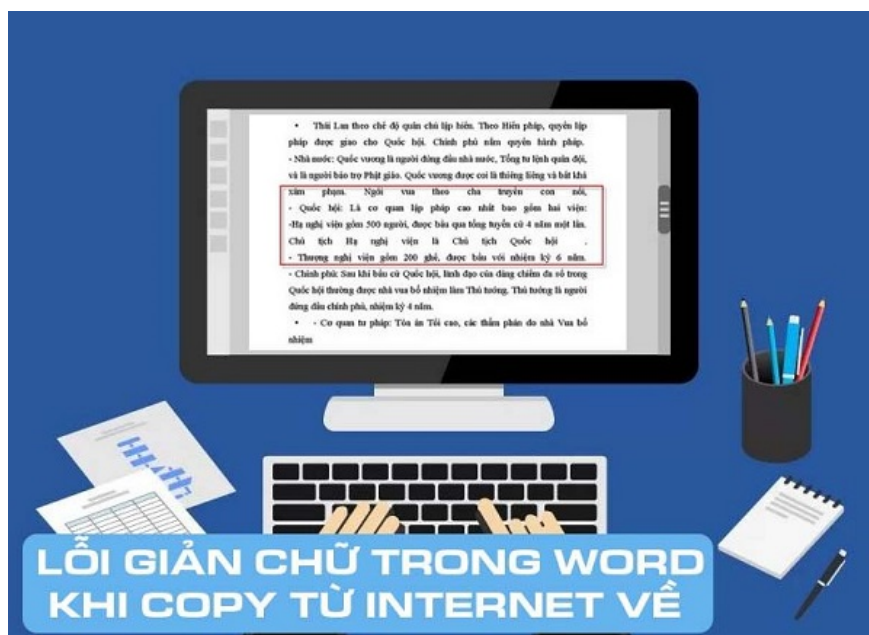


# How to quickly fix text simplification errors in Word when copying from the internet

To no longer have letter reduction errors in Word when copying from the internet, please follow TipsMake's instructions in the article below.

Copying and pasting while using Word is quite common. And usually the process of using these commands will not be a problem at all. However, if we copy content from the internet into Word, it is different. When performing this operation, many people encountered simplification errors. This makes the Word page layout worse and it takes us time to fix the error.

So is there any way to handle **text spacing errors in Word when copying from the internet** ? Come to this article and **TipsMake** will bring you detailed information.



## Where does the word spacing error in Word when copied from the internet come from?

Many people feel confused when copying content from the internet when pasted into Word has text simplification errors. However, the cause explaining this situation is quite simple. Specifically, the text format

used on the internet will be different from the text format on our Word file. Therefore, when performing copy and paste operations in the usual way, errors are obvious.

**Caroline:** Good Morning. Youth Council. Caroline speaking.  
**Roger:** Oh, hello, I'm interested in standing for election to the Youth Council, and I was told to give you a call.  
**Caroline:** That's good. Could I have your name, please?  
**Roger:** Yes, it's Roger Brown.  
**Caroline:** Thank you. I'm Caroline, the Youth Council administrator. So do you know much about what the Council does, Roger?  
**Roger:** I've talked to Stephanie – I think she's the chair of the Council.  
**Caroline:** That's right.  
**Roger:** And she told me a lot about it. How it's a way for young people to discuss local issues, for example, and make suggestions to the town council. That's what made me interested.  
**Caroline:** Fine. Well let me take down some of your details. First of all, how old

**Caroline:** Good Morning. Youth Council. Caroline speaking.  
**Roger:** Oh, hello, I'm interested in standing for election to the Youth Council, and I was told to give you a call.  
**Caroline:** That's good. Could I have your name, please?  
**Roger:** Yes, it's Roger Brown.  
**Caroline:** Thank you. I'm Caroline, the Youth Council administrator. So do you know much about what the Council does, Roger?  
**Roger:** I've talked to Stephanie – I think she's the chair of the Council.  
**Caroline:** That's right.  
**Roger:** And she told me a lot about it. How it's a way for young people to discuss local issues, for example, and make suggestions to the town council. That's what made me interested.  
**Caroline:** Fine. Well let me take down some of your details. First of all, how old

## Methods to fix text spacing errors in Word when copying content from the internet

As mentioned above, abnormal letter spacing will cause your Word page layout to be disturbed. And of course, you will not be able to use this layout to present your Word page. In that case, you can try some of the following methods to handle it.

### 1: Manual method

If the content you copy is not too much, fixing the problem will be quite simple and does not require any tricks. Specifically, you just need to click on the blank spaces in the text you just copied. Then use the delete or backspace key to delete the space.

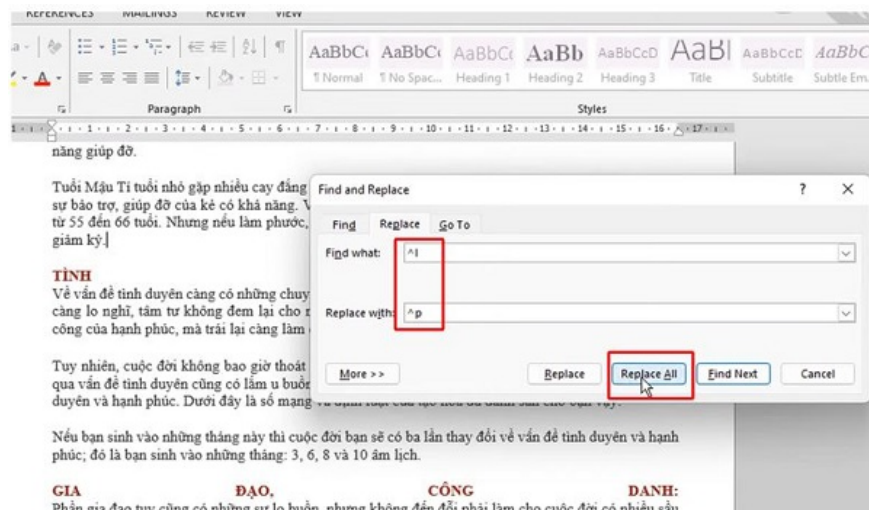
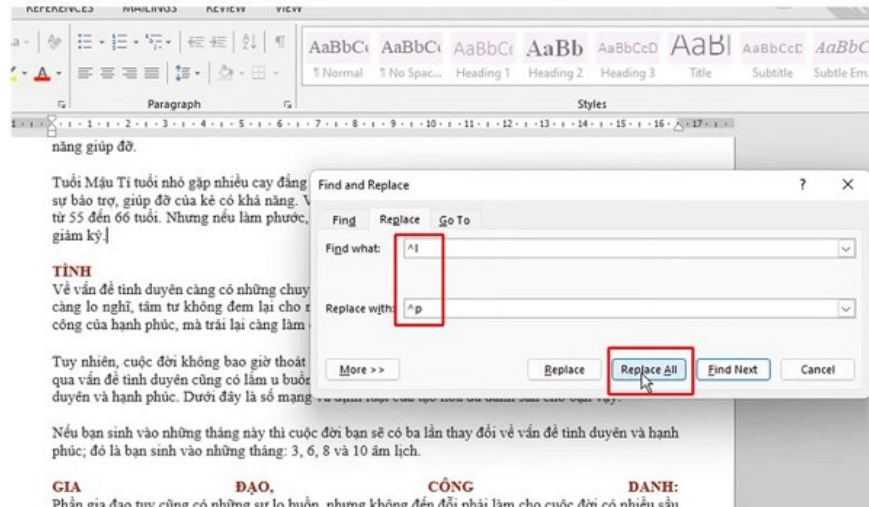
**Note:** There are some cases where this method will not be effective

### 2: Use the Find and Replace tool

With manual measures, you can handle the problem with short content. So what to do in case the content you copied is too long? If you use manual methods in this case, it will be very time consuming. Instead, try using the

Find and Replace tool available in Word software.

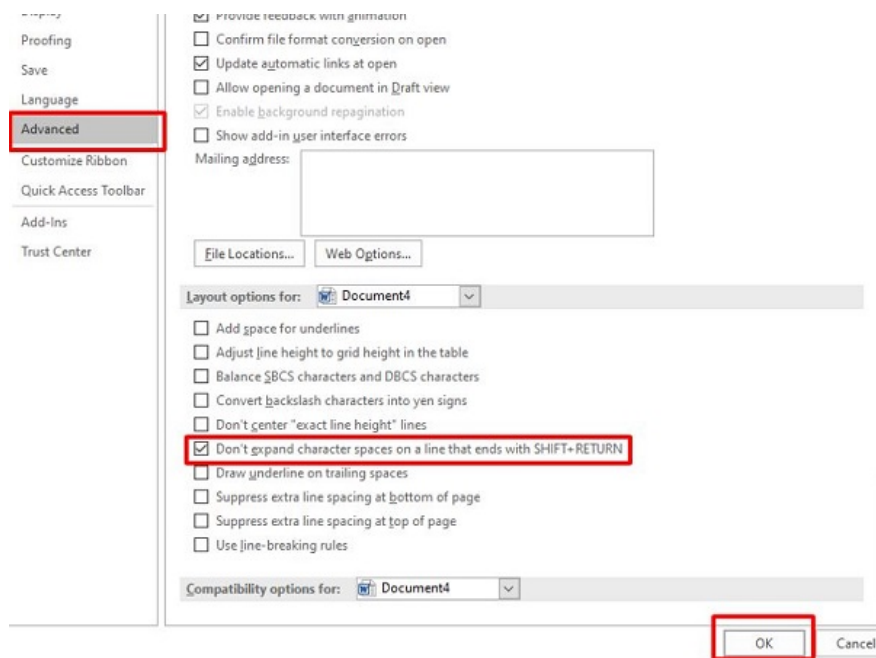
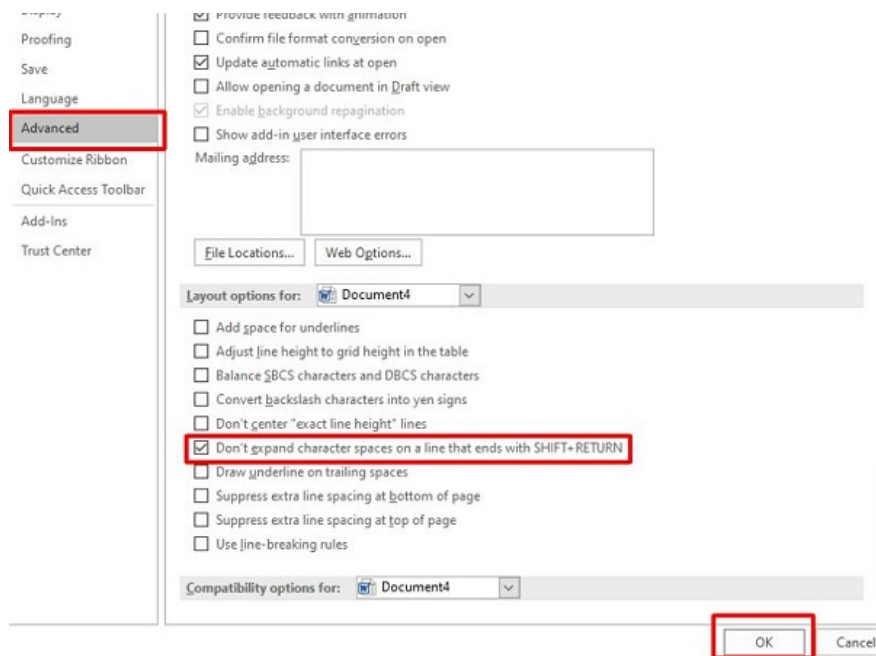
1. **B1** : In the Word working window, press **Ctrl + H** to activate the Find and Replace tool.
2. **Step 2** : In the Find what box, enter **^L** and in the **Replace with** box, enter **^p** .
3. **B3** : Finally, click **Replace All** and then select **ok** to confirm.



### 3: Set up in Word software settings

With the two methods I just introduced, the possibility of fixing the error is very high. But if luck is not on your side and the copied content still has typographical errors. Now try accessing Word's settings to set up according to the instructions below.

1. **Step 1** : Open the **file** tab then select **options** .
2. **Step 2** : **When the options** window appears, select **Advanced** in the left column.
3. **B3** : Look at the right window, find and tick the box that says **Don't expand character spaces on a line that ends with Shift + Return** . After completing the steps above, go back to the Word work screen to enjoy the results.



**The above methods will quickly help you fix text spacing errors in Word when copying from the internet. If your friends are also experiencing the same error, please share this useful information with them immediately!**

You finished reading the article "**How to quickly fix text simplification errors in Word when copying from the internet**" edited by the [TipsMake](#) team. We hope this article has provided you with many useful tech tips and tricks. You can search for similar articles on tips and guides. Thank you for reading and for following us regularly.