

# How to protect your computer before it gets stolen.

Equipping your computer with tools to protect it before it gets stolen allows you to rest assured that your personal data is safe, preventing theft or robbery attempts from malicious individuals early on, or even better, helping you recover your property quickly and effectively.

Of course, losing a computer is something no one wants. Not only does it cause economic loss, but a stolen laptop also means losing your work tool and potentially exposing important personal information and data.



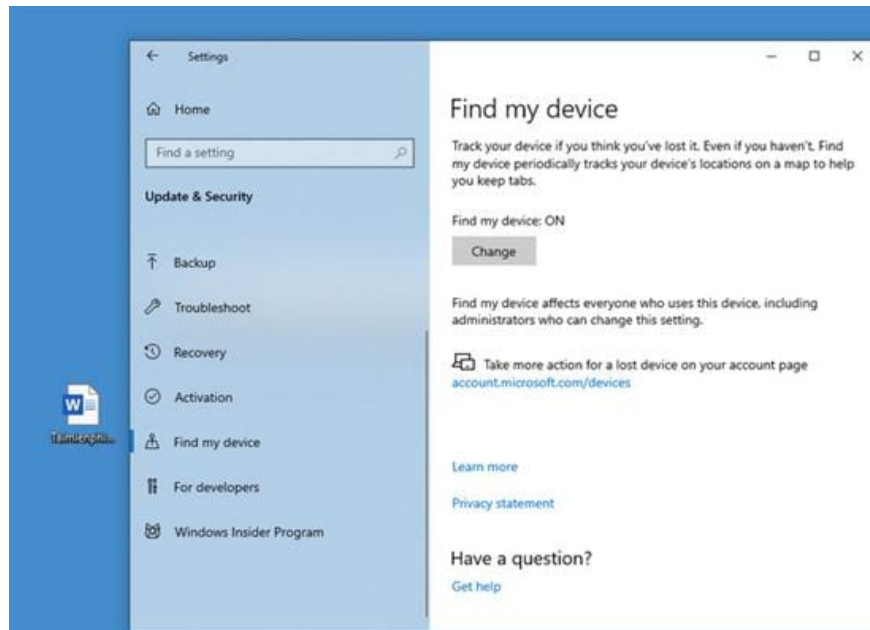
## How to protect your computer before it gets stolen.

To mitigate some of the risks of theft, you should now equip **your computer with security** measures using the tools that Taimienphi introduces in the content below.

## Protect your computer from theft with software.

### *1. Find My Device*

To be precise, **Find My Device** is not a software program; it's a free computer security feature integrated into Windows 10 by Microsoft. You can easily activate the function in the **Update & Security** section of **Windows Settings**.



When **Find My Device** is enabled, you can locate and pinpoint the exact current or last known location of your computer using a map-based location system. However, the feature has limitations; it only works when the computer is connected to the internet. Without an internet connection, you will only know the last known location when the computer is connected to the network.

## 2. Find My Mac

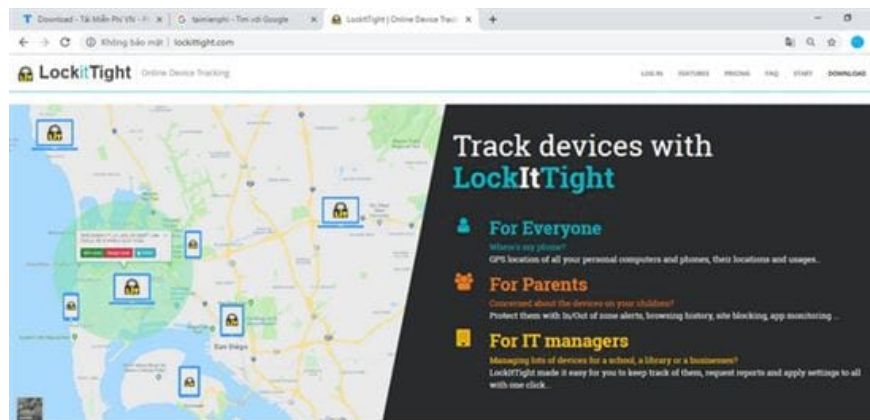
Similar to **Find My Device** for Windows computers, **Find My Mac** is also a feature that protects computers running macOS. To activate this feature on a Mac, you need to use an iCloud account.



Immediately after launching the **Find My Mac** feature, users can go to the iCloud website and see the device's exact location on a map, making it easier to find. Furthermore, this feature allows users to remotely control the computer, such as activating alarms, creating notifications, locking the machine, or wiping data from its storage.

### 3. LockItTight

In addition to the features built into the device, users can also consider third-party tools like LockItTight. This software is equipped with many intelligent features, providing maximum support for users to protect and locate their computers if they are stolen.

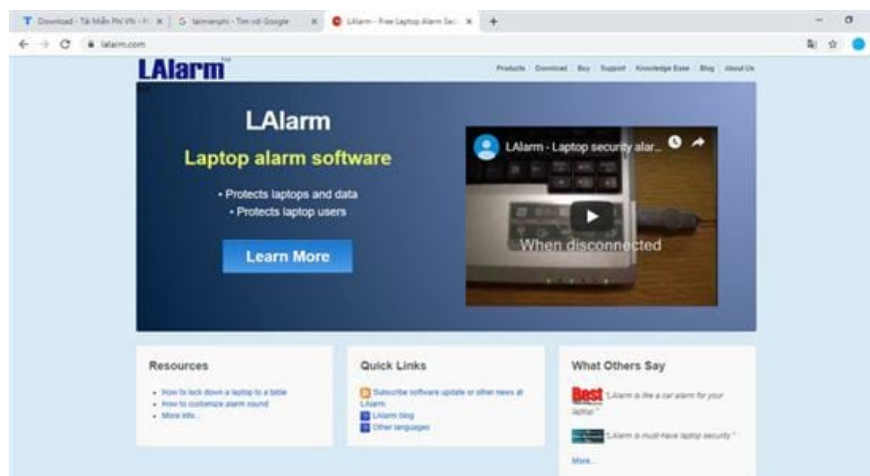


LockItTight has all the necessary functions to help you quickly recover a stolen laptop, such as internet location tracking, data storage, and password protection. Even more remarkably, the software provides information about the thief by remotely capturing their face via webcam without anyone knowing.

- Download LockItTight software here: [Download LockItTight](#)

### 4. LAlarm

Despite its compact size of less than 1MB, LAlarm is still a highly-rated computer protection software thanks to its many powerful features. With LAlarm, your laptop will always be safe before and after it is stolen.

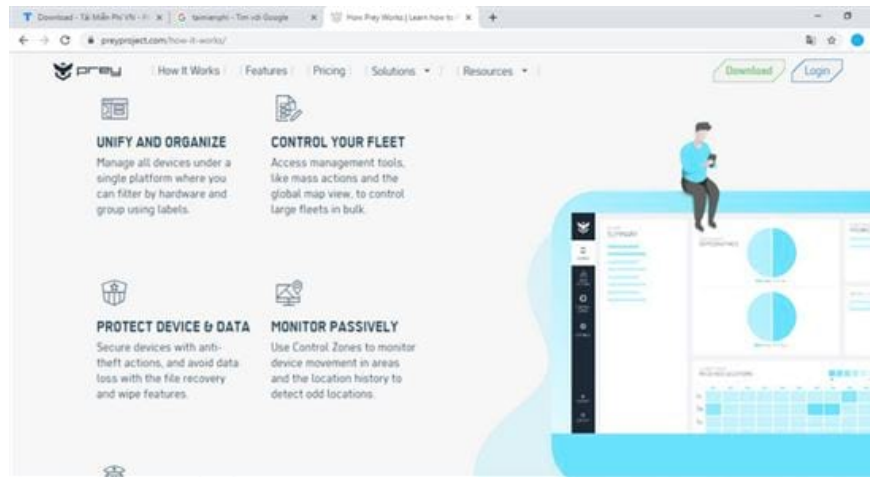


Without a built-in location tracking tool, LAlarm helps users prevent theft early on with an audible alert system that sounds when someone touches the laptop or warns you when you move to an unsafe area. If the computer is stolen for too long, LAlarm will automatically erase the data on the device and restore it when it is found.

- Download LAlarm software here: [Download LAlarm](#)

## 5. Prey

**It's no exaggeration to say that Prey is one of the most effective computer protection tools** available today. This software is multi-platform; you can install Prey on computers running Mac OS, Windows, Linux, or Ubuntu.



When a computer is stolen, Prey will continuously update its location, take pictures with the device's webcam, and send constant notifications to your account. This allows you to provide this information to the police, helping to recover the computer more quickly. Additionally, Prey also has functions to lock the device, access accounts, and erase data, helping you protect the information on your device.

- Download the Prey software here: [Download Prey](#)

**Taimienphi has just briefly introduced 5 smart computer protection** features and software to help you keep your device safe and increase the chances of recovering it if it's stolen. Of course, these are only supplementary solutions; users should still be vigilant when using devices in public places or areas with poor security. Additionally, you can find information on how to protect your computer from keyloggers [here](#).

You finished reading the article "**How to protect your computer before it gets stolen.**" edited by the [TipsMake](#) team. We hope this article has provided you with many useful tech tips and tricks. You can search for similar articles on tips and guides. Thank you for reading and for following us regularly.