

# How to print documents on Google Docs

If you print documents on Google Docs, you can use them in two different ways of printing, such as printing on the browser or on Google Docs.

Google Docs is Google's text editing service, supporting quality features and editing tools like Word or other installation editing tools. Basic features on Google Docs are still provided almost fully, such as printing documents. In order to trust documents on Google Docs, we can use the print feature available on the browser, or even within Google Docs, there is a printing option. The following article will guide you how to print documents on Google Docs.

1. Instructions for printing two-sided paper in Word, PDF, Excel
2. Print text, data in Microsoft Excel
3. Instructions for installing Canon LBP 1210 printer on the computer

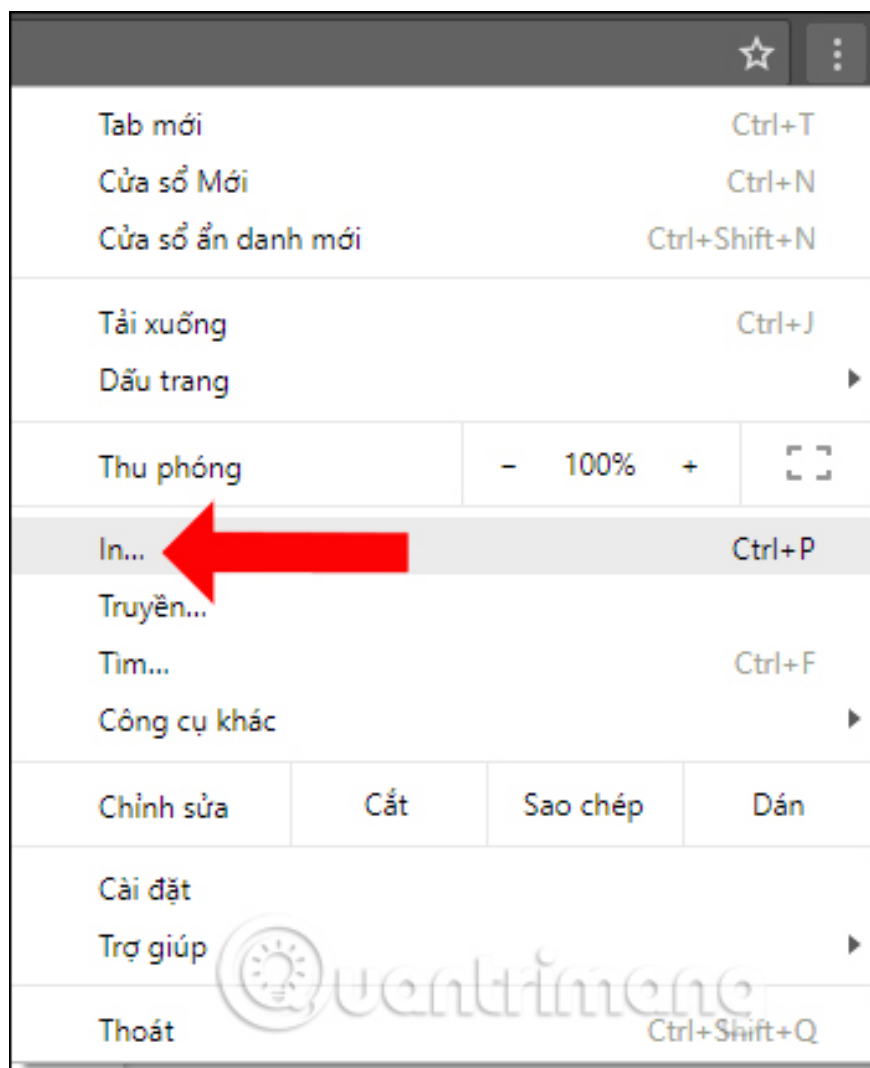
## Instructions for printing documents on Google Docs

### Method 1: Print Google Docs on the browser

#### Step 1:

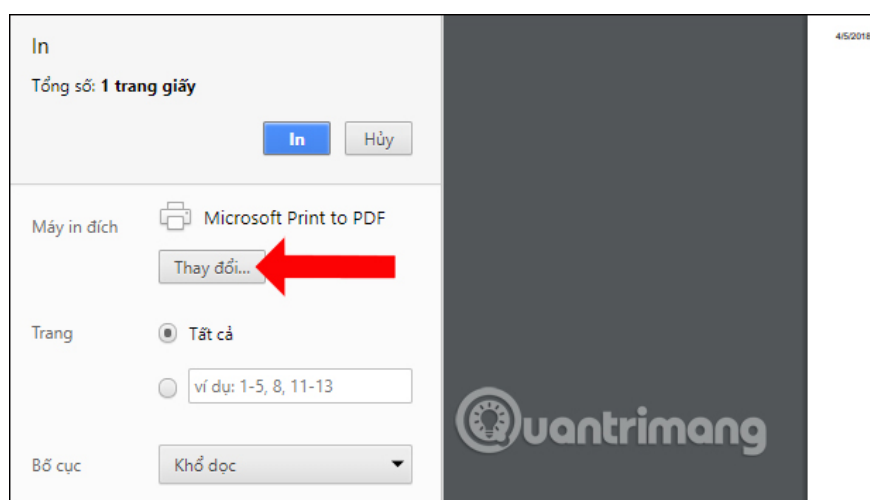
You open the document on Google Docs you want to print, then click the 3 dots icon on the browser. This article will apply to Google Chrome, other browsers do the same.

Click on the Print option in the list.



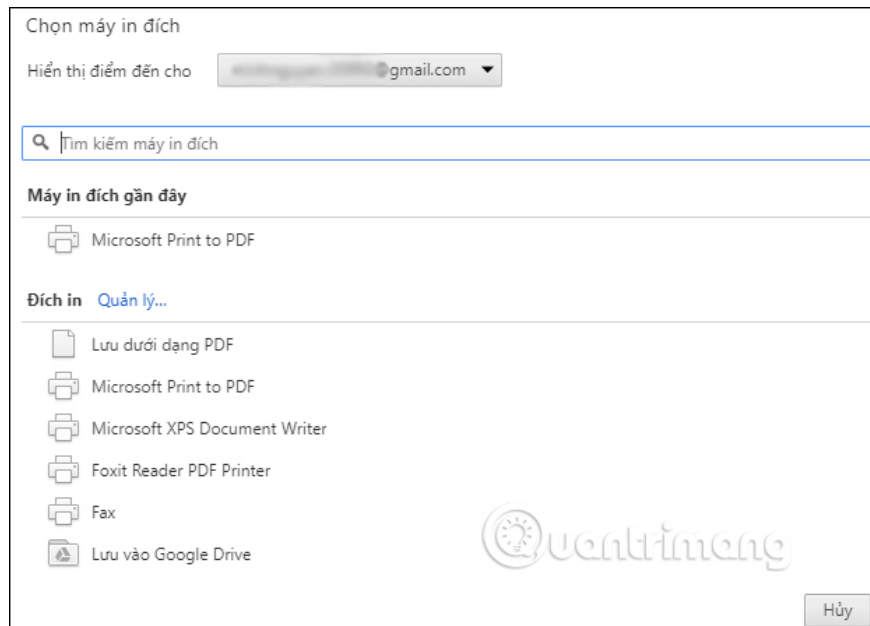
## Step 2:

Appears a custom printed document page. This will be the default Printer enemy is Microsoft Print to PDF. To change users click on **the Change . button**

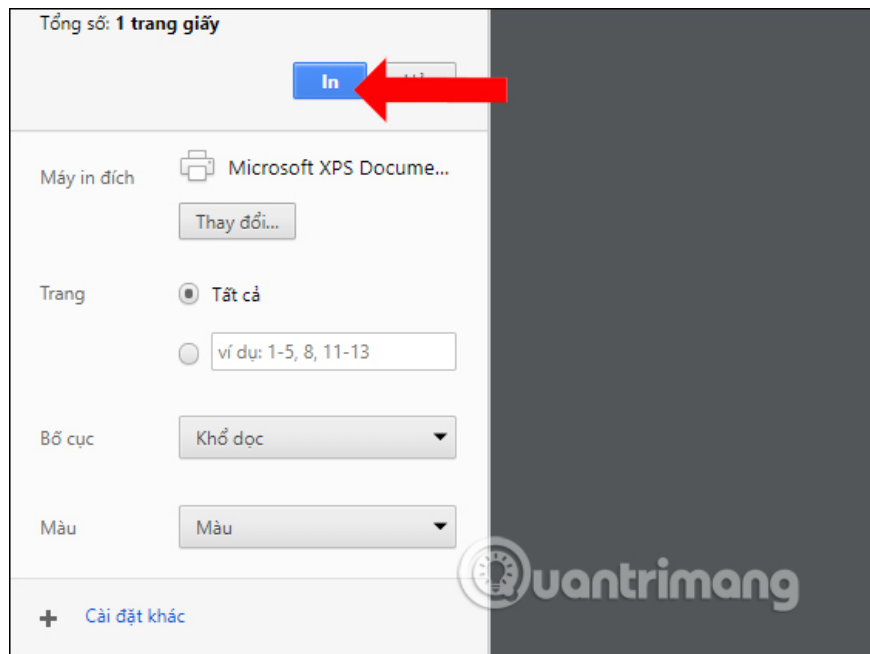


### Step 3:

Here you select another print destination in the list as shown below.



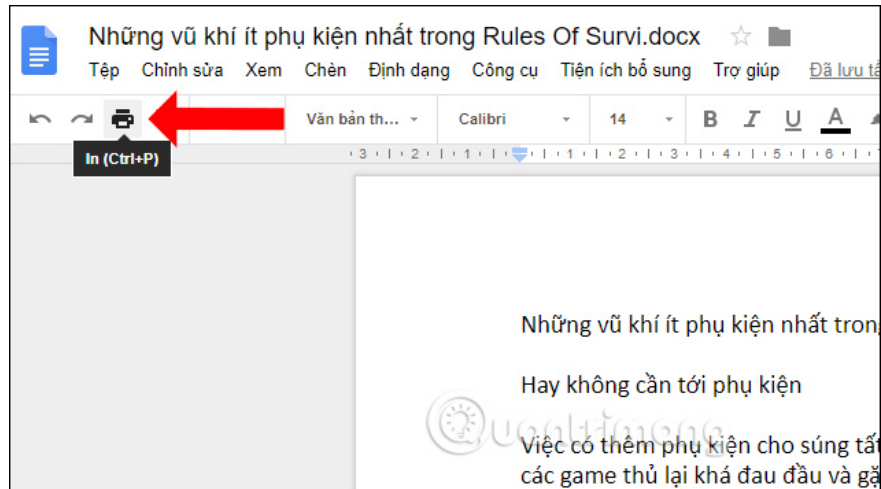
Finally customize the print page, print layout and print color and click the Print button above to print the document on Google Docs.



### Method 2: Print Google Docs with the available tool

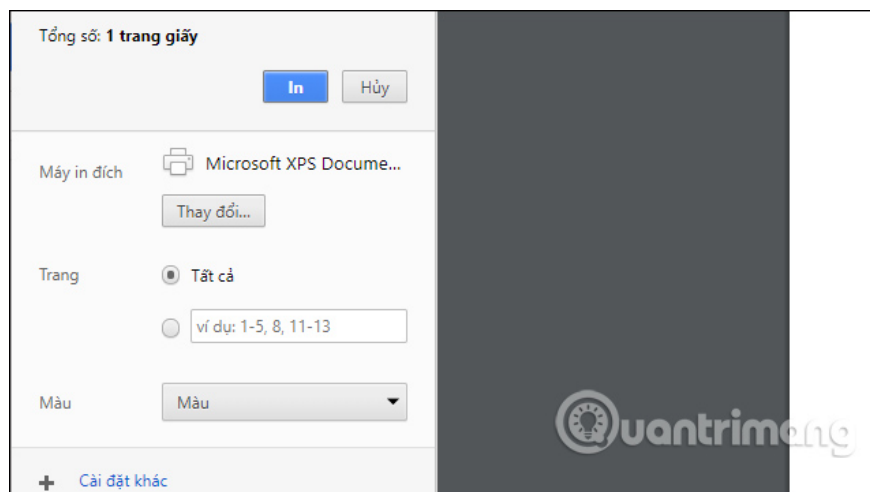
#### Step 1:

At the document interface on Google Docs, click on **the printer icon** on the toolbar.



## Step 2:

The custom print page interface also appears as the way 1. Users also customize the print content according to their needs.



With 2 different printing methods, we can choose to print content on Google Docs, depending on the status and conditions on the computer. How to customize the layout and print content on Google Docs in two ways is the same.

See more:

1. How many of the best features have you missed on Google Docs?
2. Create and share office documents on Facebook with Docs
3. Prepare voice text on Google Docs

I wish you all success!

You finished reading the article "**How to print documents on Google Docs**" edited by the [TipsMake](#) team. We hope this article has provided you with many useful tech tips and tricks. You can search for similar articles on tips and guides. Thank you for reading and for following us regularly.

