

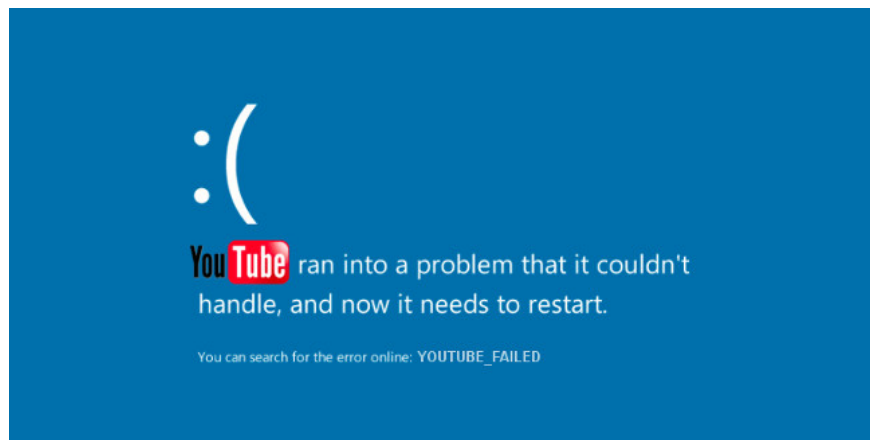
How to prevent YouTube from suspending?

YouTube is one of the largest video sharing websites in the world today. Just own a YouTube account, you can upload the videos you create to YouTube to share for everyone or to see interesting videos posted by other users.

YouTube is one of the largest video sharing websites in the world today. Just own a YouTube account, you can upload the videos you create to YouTube to share for everyone or to see interesting videos posted by other users.

However, like some other online video watch sites, in the process of watching videos on YouTube, users cannot avoid some possible errors, and one of them is BSoD error (Blue Screen of Death) or YouTube error is suspended.

In the article below, Network Administrator will guide you to some solutions to fix this error.

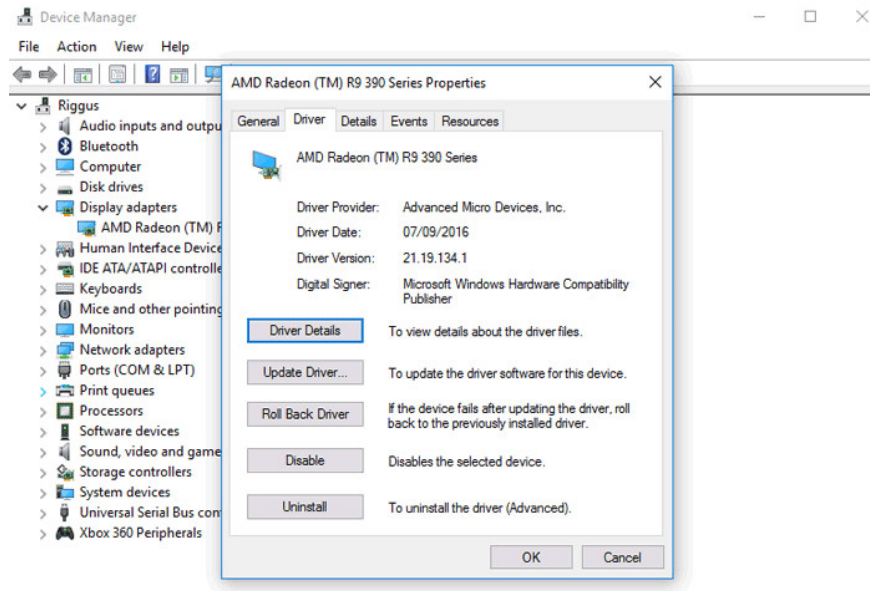


1. Check the usual settings

Before proceeding to 'tweak' the deeper settings, you should check whether the **video driver** on your system has been updated, or check if there is a problem causing the YouTube error to be suspended on the session. New driver version or not. If so, you should proceed to uninstall the video driver card, then proceed to install the older version.

To do this, follow the steps below:

1. Press **Windows + R** key combination to open the **Run** command window, then enter **devmgmt.msc** into it and press **Enter** to open the **Device Manager** window.
2. On the Device Manager window, find and click **Display adapters** , then double-click your **video card** , click the **Driver tab**, then select **Roll Back Driver** .

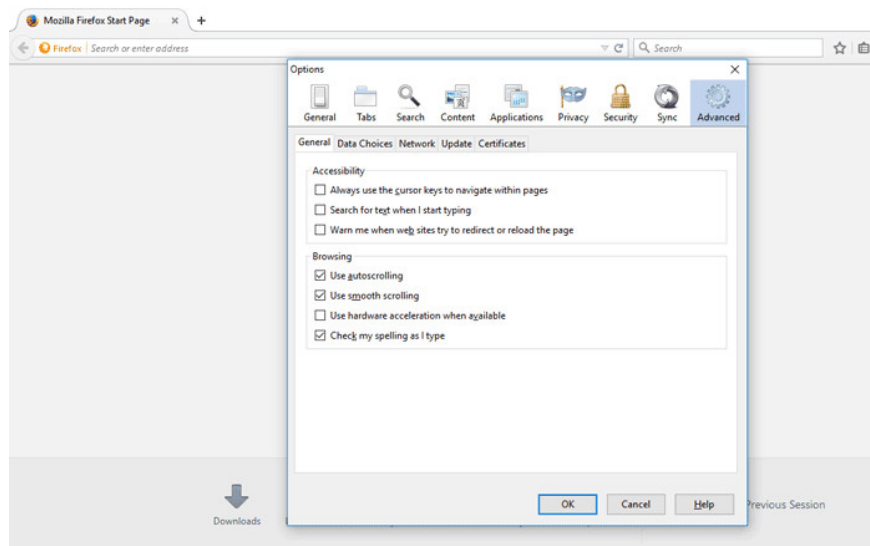


2. Disable Hardware Acceleration

If YouTube is suspended and a blue screen appears, it is often a sign of an incompatibility issue between the browser and the graphics card. To fix this problem, the only solution is to **disable Hardware Acceleration**. To disable Hardware Acceleration on browsers, follow the steps below:

Firefox browser:

On the Firefox browser window, click the 3 dash line icon in the top right corner of the screen, select Options => Advanced. On the General tab, uncheck the Hardware acceleration section when available.



Chrome browser:

On the Chrome browser window, click the 3 dots icon (or 3 dash lines) in the top right corner of the screen, select **Settings => Show advanced settings** (show **advanced settings**) => Scroll down the item **System and unused hardware acceleration when available**.

Edge browser:

Visit **Control Panel => Internet Options => Advanced** , then uncheck the item **Use instead of GPU rendering software** .

3. Disable Flash

Flash is gradually "killed" by browsers and websites. YouTube has stopped using outdated plug-ins since 2015, but these plug-ins still work in the background and perform many tasks (which may not be necessary), and this is also The cause of the YouTube error crashes. Therefore, you should disable Flash.

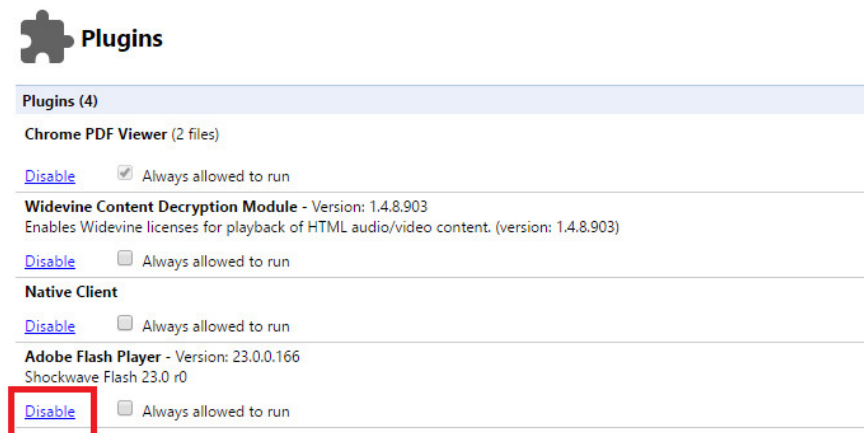
Firefox browser:

From August 2016, Mozilla blocked Flash on their browser by default. So when there is any website that contains Flash, the browser will ask if you want to open the page (choose No).

Alternatively, you can uninstall Flash completely by visiting **Control Panel => Programs and Features** , then find and uninstall **Adobe Flash Player**.

Chrome browser:

Enter **chrome: // plugins** in the URL box on the Chrome browser to open the **Plugins** window, then find the **Adobe Flash Player** and select **Disbale** .



Edge browser:

Click the Menu icon (3 dots) in the top right corner of the screen, then click View advanced settings and switch the status to Use Adobe Flash Player option to OFF.

Refer to some of the following articles:

1. Tutorial 3 simple ways to turn off ads on YouTube videos
1. How to watch blocked YouTube videos or restrict viewers without signing in or proxying
1. Speed ??of downloading YouTube videos is as slow as slugs, this is a fix

Good luck!

You finished reading the article "**How to prevent YouTube from suspending?**" edited by the [TipsMake](#) team. We hope this article has provided you with many useful tech tips and tricks. You can search for similar articles on tips and guides. Thank you for reading and for following us regularly.