

How to prevent others from liking or commenting on Facebook

How to prevent others from liking or commenting on Facebook When we use Facebook, there is a lot of information that is not confidential because Facebook is now looking for different ways to track users' activities. The information they exploit will select the ads that are installed on your Facebook.

Facebook is a large social network and has a large number of users, but to exploit and own Facebook, you need a lot of time and different tips. One of the tips we should use on Facebook is to hide it from others to like and Comment on Facebook. In this article, Software Tips will guide you How to prevent others from seeing yourself Like, Comment on Facebook.

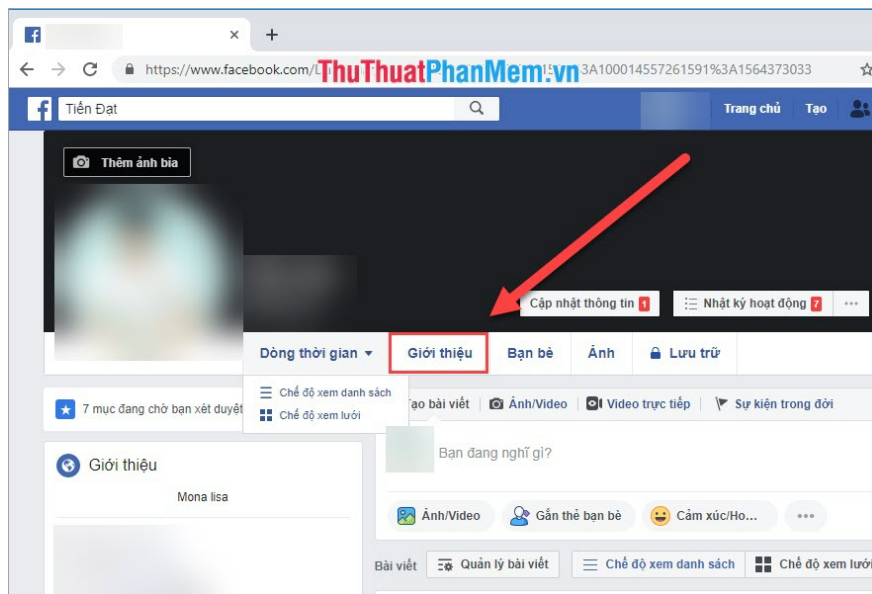


When we use Facebook, there is a lot of information that is not confidential because Facebook is now looking for different ways to track users' activities. The information they exploit will select the ads that are installed on your Facebook. In addition, you have different reasons but do not want anyone to know your activities on Facebook, we must force to find ways to hide likes and comments on Facebook.

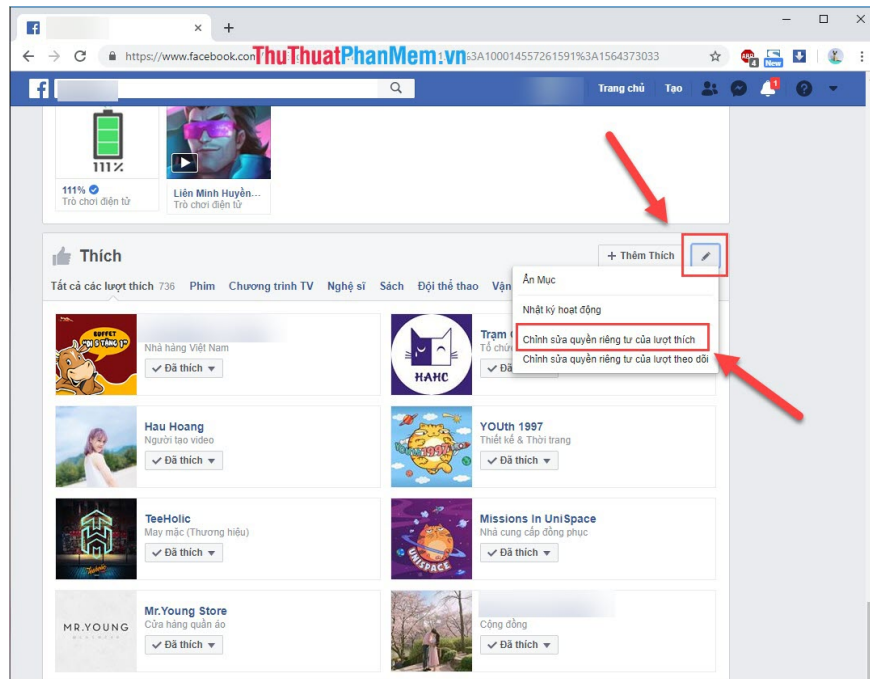


How to hide Like, Comment in this article only helps you not to be exposed when liking posts, commenting posts on Fanpage. Usually when you comment on the Fanpage, your friends Like Fanpage will see your comment first.

Step 1: You proceed to access your Facebook personal wall and select **About** .

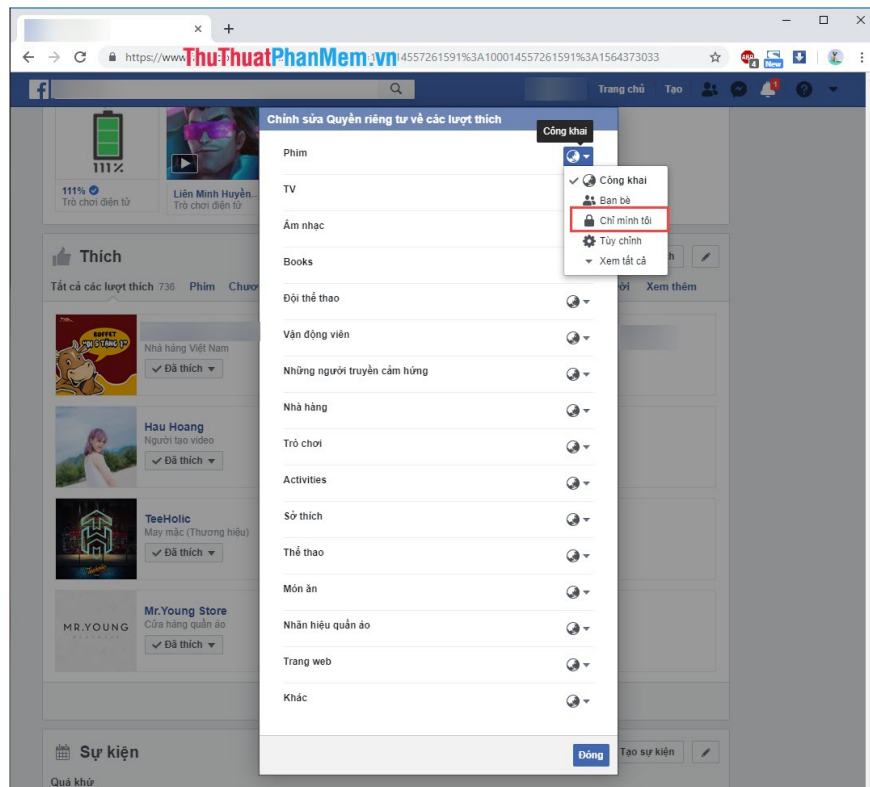


Step 2: You continue to scroll down and find the **Like** section . Then click on the **Edit** icon and select **Edit privacy of likes** .



Step 3: After that, you select the topics that you want to hide from others. If you want to hide all then select all and switch to mode: **Only me** .

For example: Hide TeeHolic, YOUth 1997 (These are 2 clothing shops) then we select the **Clothing brand** and select **Only me** .



Thus, in this article Software Tips have guided you How to not others like themselves Like, Comment on Facebook. I wish you success!

You finished reading the article "**How to prevent others from liking or commenting on Facebook**" edited by the [TipsMake](#) team. We hope this article has provided you with many useful tech tips and tricks. You can search for similar articles on tips and guides. Thank you for reading and for following us regularly.
