

How to prevent others from finding old posts on Facebook?

Facebook's recent search feature allows you to record old posts from others (if it is set to public). Besides the positive side, this feature also causes a lot of annoyance when being scrutinized into private life, especially if you are a discreet type, surely will not support this new feature. So is there any way to limit it? Don't worry, we'll show you how to prevent others from rummaging past data on your personal Facebook page.

Facebook 's recent search feature allows you to "ransack" old posts from others (if it is set to public). Besides the positive side, this feature also causes a lot of "nuisance" when being scrutinized into private life, especially if you are a "discreet" type, it will definitely not support this new feature. So is there any way to limit it? Don't worry, we'll show you how to prevent others from "rummaging" past data on your personal Facebook page in the article below.

Step 1 : You login your Facebook account and click on **the black triangle** on the upper right corner and select **Settings / Settings** .

Home



Use Facebook as:



Quản Trị Mạng

4



1



See More...

Create Page

Manage Pages

Create Group

New Groups

200

Create Ads

Advertising on Facebook

Activity Log

2

22

News Feed Preferences

Settings

Log Out

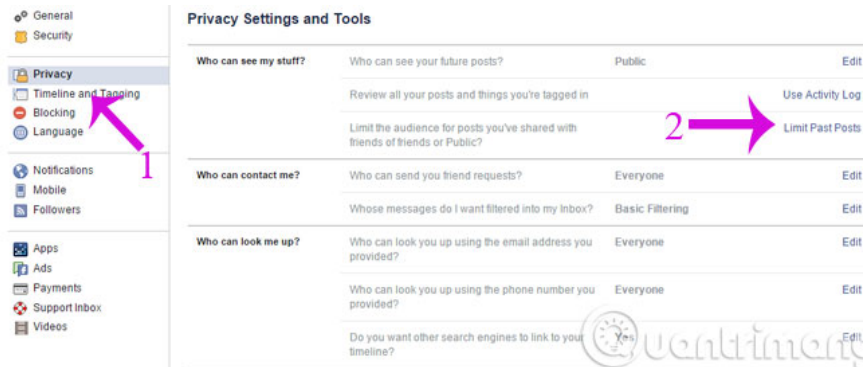
Help

Support Inbox

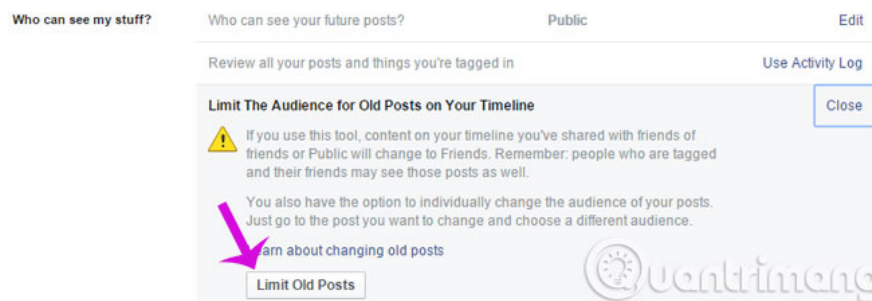
Report a Problem



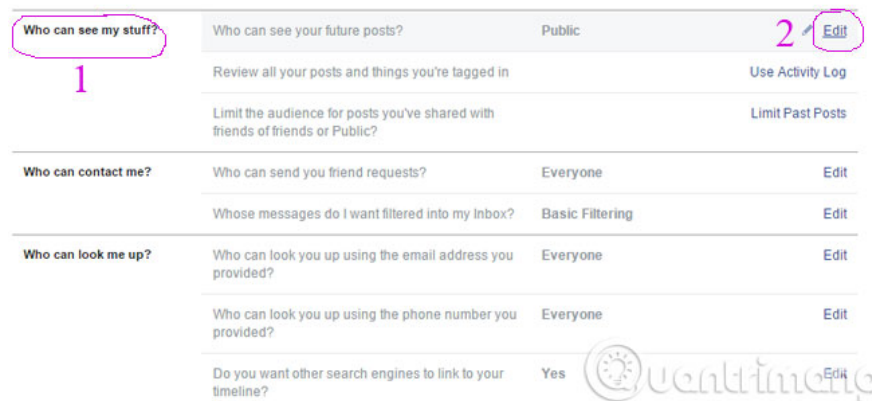
Step 2 : At the **Settings / Settings** interface, select **Privacy / Privacy** in the left column and **Limit post / Limit previous posts** in the right column



Step 3 : In the drop down dialog box, click **Limit Old Posts / Limit posts in the past** . So all the old Facebook posts that you set up public sharing (public) will be changed so that only friends can see them.



Step 4 : In the **Who can see my stuff** section , click **Edit** to limit the sharing object for future posts.



If you want to delete old posts on Facebook, you can follow the instructions in the article: [How to delete status series, remove Facebook tags in a single click](#)

1. New feature finds Facebook friends around here
2. Guide to filtering sad memories on Facebook On this day
3. Instructions to block spam messages on Facebook

Having fun!

You finished reading the article "**How to prevent others from finding old posts on Facebook?**" edited by the [TipsMake](#) team. We hope this article has provided you with many useful tech tips and tricks. You can search for similar articles on tips and guides. Thank you for reading and for following us regularly.
