

How to post status, comment, white message on Facebook

There are many ways to create new content for Facebook on Facebook. Have you ever tried writing status, comments or white messages?

To increase the experience and new content when writing status on Facebook, the manufacturer has provided users with status writing wallpapers with many different themes and motifs, colors. Besides, you can also choose the inverted font, italics or unique artistic writing Facebook status text. So have you ever tried to write a white Facebook status, no content or not?

Instead of posting the content as usual, you can post the white status completely. Or comment, send a blank message on Facebook. But by default Facebook requires users to enter new content for posting. So how to post status, comments, white messages, blank on Facebook?

1. How to post Facebook status with multiple languages
2. How to write unique and funny effects on Facebook status
3. How to chat typeface in Facebook Messenger

How to create status, comment, white message on Facebook

There will be 2 ways to write a blank status on Facebook.

Method 1: Add Facebook posting activity

When users just need to add emotions or work on Facebook, they can post the article. You just need to click on the **Emotion / Activity line** to select it, then click **the Post button** to finish.



Posts on Facebook will not contain content that only activities, or emotions that users add.

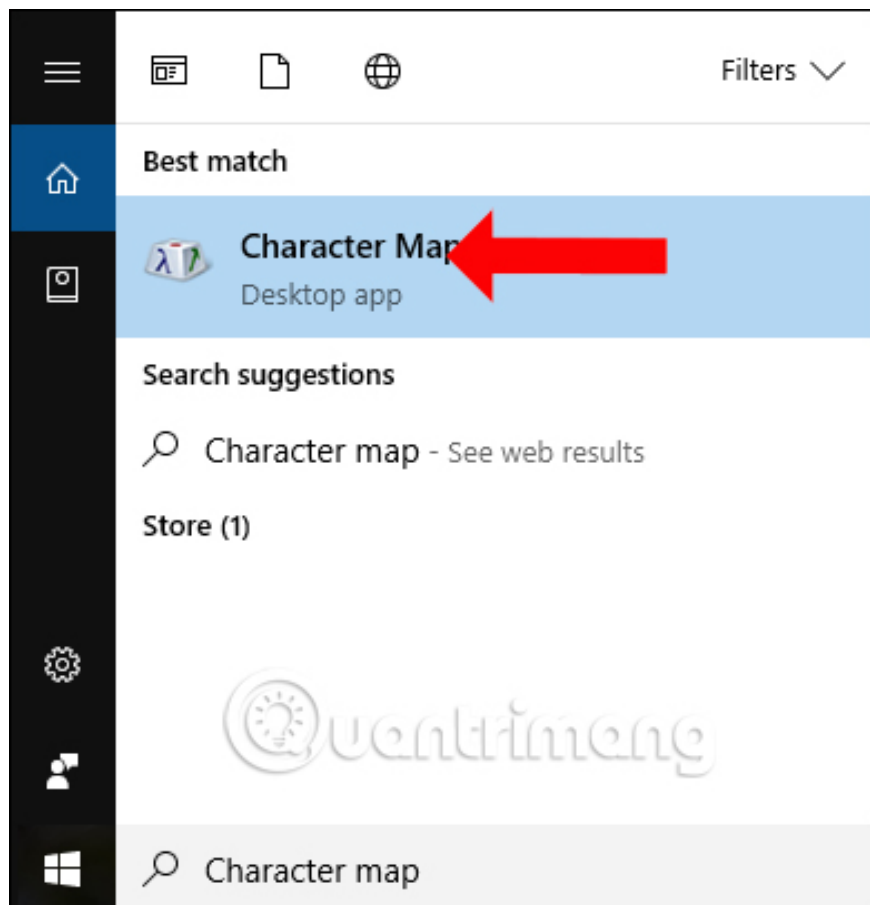


Method 2: Use the Character map tool

Using the Character map tool, you can apply status writing and commenting or send a blank message on Facebook.

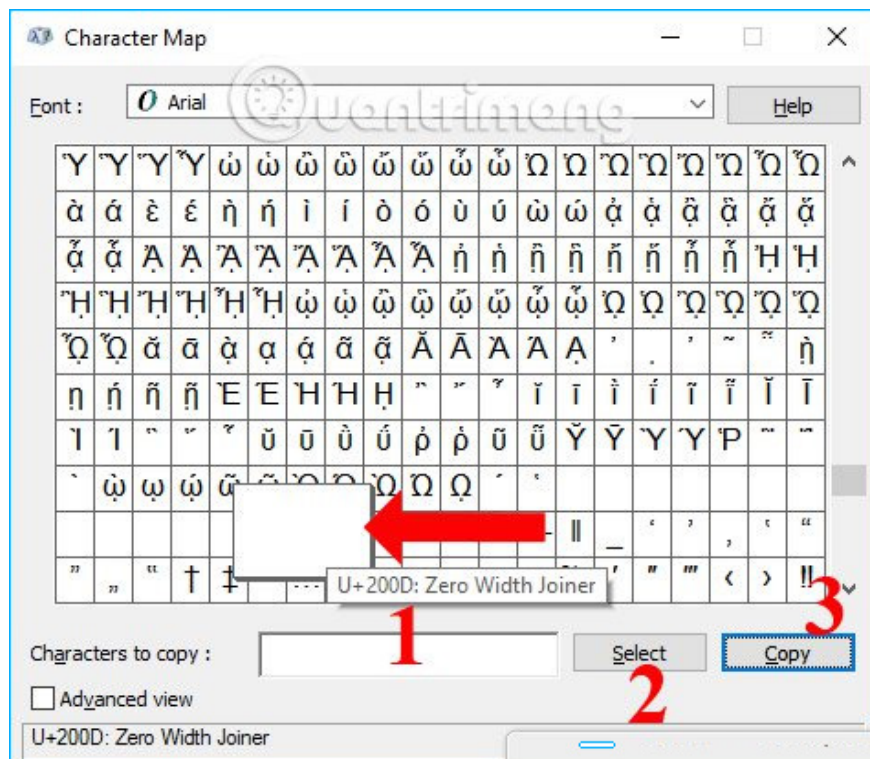
Step 1:

In the search bar on the computer enter **the Character map keyword** and click on the search result.



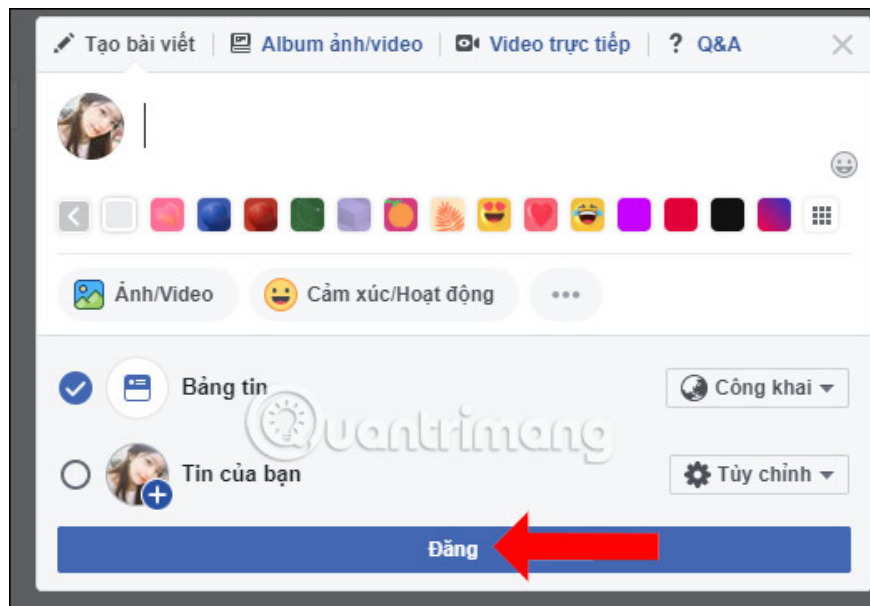
Step 2:

The interface of characters in the Character map appears. Here you select the **font Arial** , then scroll down and search for the character **U + 200D: Zero Width Joiner** as shown. It is a space character near the bottom of the list. Click on Select to select the symbol, then click Copy to copy.

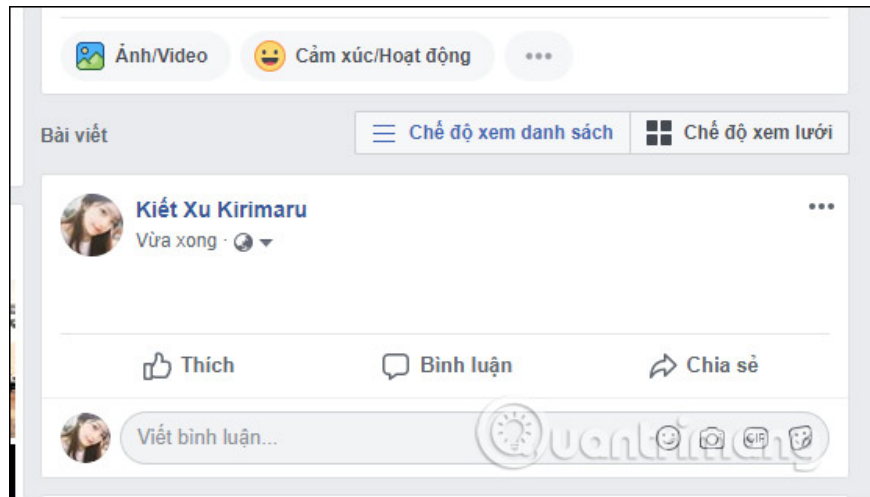


Step 3:

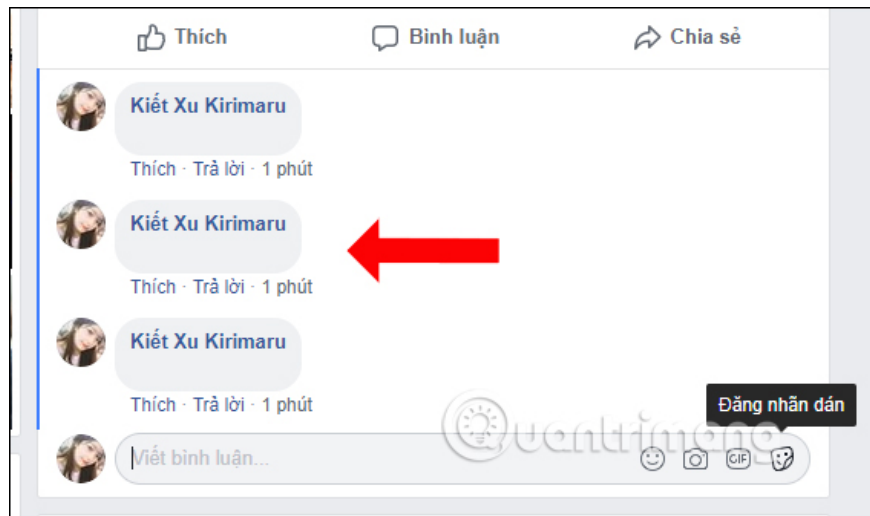
Let's paste that character into the Facebook post frame. At that time, you will lose notice. What are you thinking? Instead, the white letter copied in step 2. Finally, click the Post button to post the article.



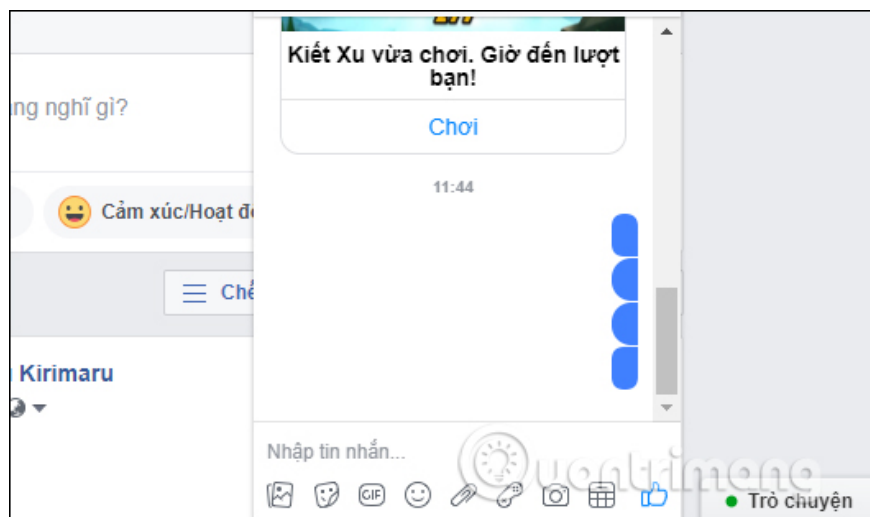
As a result, we also get completely white status on Facebook, without the need for any emotion or activity.



We can apply this way to comment blank on Facebook posts. Just paste the above text into the comment box and press Enter.



Or send a blank message on Facebook.



See more:

1. Have you tried taking pictures, recording videos right away on Facebook in the web?
2. How to see who uses the most messaging on Facebook
3. How to disable text "Seen" on Facebook

I wish you all success!

You finished reading the article "**How to post status, comment, white message on Facebook**" edited by the [TipsMake](#) team. We hope this article has provided you with many useful tech tips and tricks. You can search for similar articles on tips and guides. Thank you for reading and for following us regularly.