

How to Post Ads on Craigslist

Craigslist is a wild race track. You can buy or sell anything (legally), not to mention personal. If you want to make your Craigslist posts stand out, you need to put in more effort. Spend a little more time with the next post, read the following tutorial for some important tips and tricks.

content



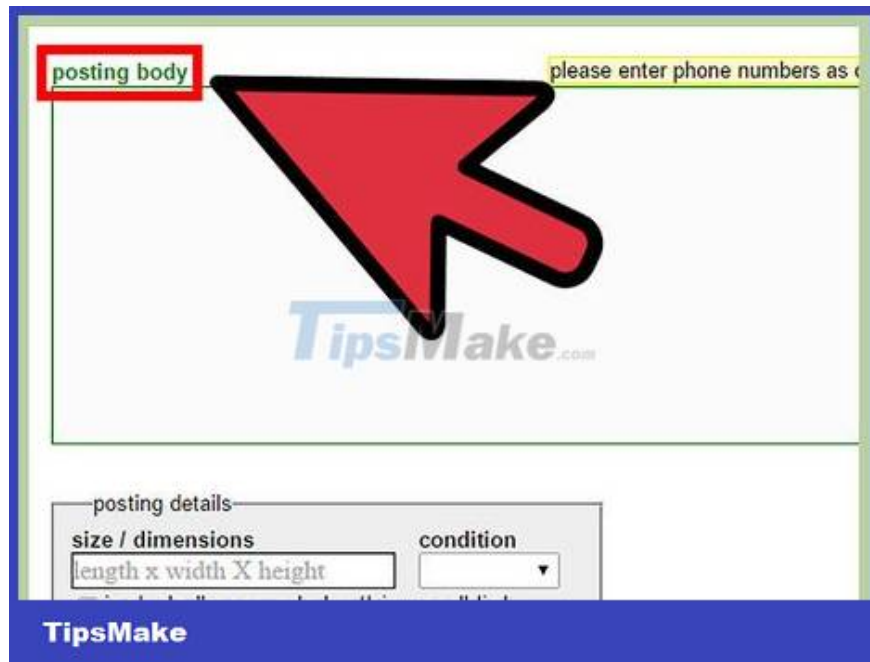
The image shows a screenshot of the Craigslist posting form. The 'posting title' field is highlighted with a red rectangular box. To the right of this field are 'price' and 'specific' fields. Below the title field is the 'posting body' field, which contains a large red mouse cursor pointing towards the title field. A watermark for 'TipsMake.com' is visible in the background of the form. The 'TipsMake' logo is also present in the bottom left corner of the image frame.

Title. The title is the first thing people visiting Craigslist see. You need an eye-catching and informative title. If you don't provide enough information, people won't click on your ad.

If you sell something, describe its quality further. Make sure the title is relevant to the subject, with a few lines of description. Use capital letters for emphasis. Some of the following phrases can be used:

1. LIKE NEW
2. One owner
3. Mint green
4. FOR SALE
5. GOOD ACTIVITIES

If you're selling an apartment or house, use warm words to put the reader at ease. Add basic assets such as number of bathrooms, bedrooms, area.



Add description. The description is an important part of the article. This is the body of the ad, which is where the user searches for information.

Tell a story. This is an effective tactic when trying to sell something. Never say you want to throw something away because you don't like it anymore. Instead, tell the person you want to upgrade, or need to sell because of a move.

Talk about the product. Approach advertising like a salesperson. Show users why they should buy this product over others on the same search list. Add specifications and details for a more professional ad.

Compare your offer with the initial cost of the object. This is the value users can pay for your item. Help people bid from their point of view. Very useful with expensive items.

When advertising a rental property, describe the interior and exterior in detail. Discuss the good side of the neighborhood, such as schools, proximity to good restaurants, entertainment, etc. Mention the newly renovated points. You should also outline when a new tenant can move in, as well as taxes and fees.

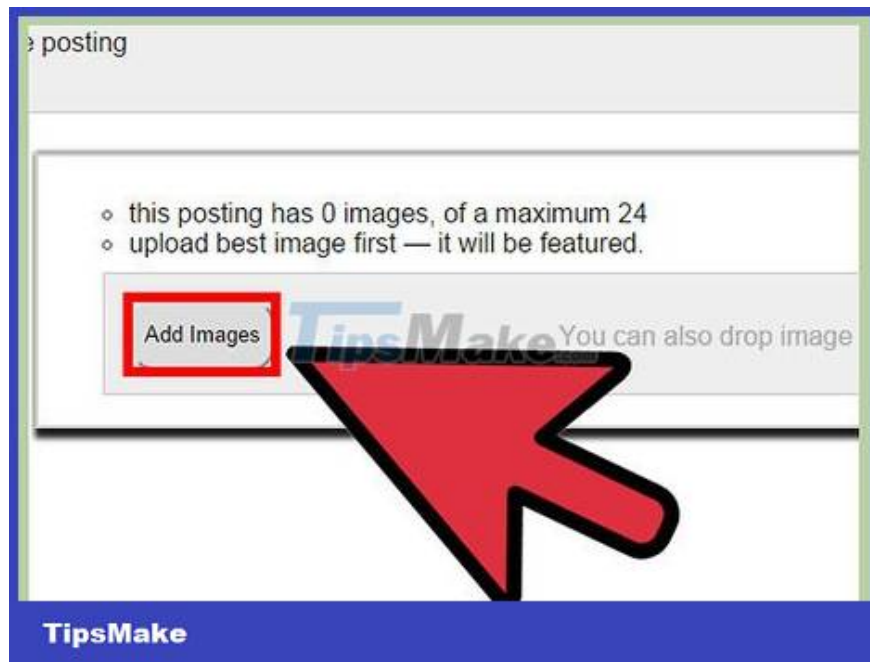
If you offer jobs, remember to include hours worked as well as wages. Discuss the qualifications needed, as well as what benefits candidates will enjoy when hired. You can leave the salary as DOE (Depending on Experience).

If you need to find a job. Show your potential and list everything you can. do (in a particular field). Write a post that resembles a cover letter or resume. Let the readers know that you are the best candidate for the job.

If you write personal ads, be creative! Make posts stand out with witty prose, poetry, etc. A special post will attract more attention than a 'dating' post. Craigslist is a frenetic and anonymous place, so you can mess around with it and stay safe!

If you're posting to find your other half, remember to elevate yourself the same way you do when you're selling a product. List all of your strengths, what makes you different. Be assertive in writing, so that users understand that you know what you need. Need to make yourself shine in the article.

Avoid posting personally identifiable information. Email communications will not reveal your real name, home address, or occupation.



Post pictures. Use Craigslist's photo posting tool to add photos from your computer to your posts. You can add multiple photos, but the first photo will appear right next to the list.

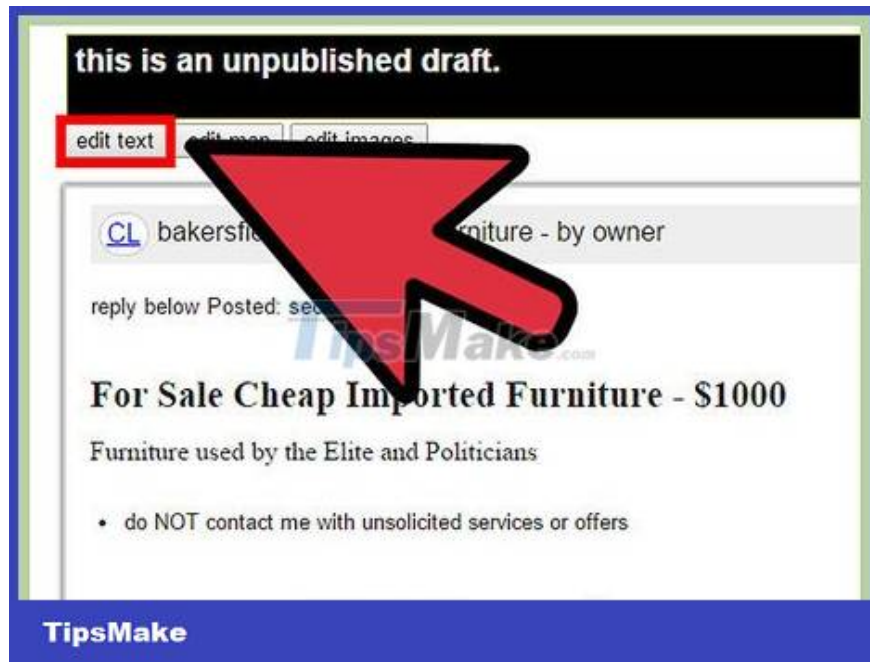
Pictures help a lot when selling products. If a user looks for a physical product to buy but doesn't see a photo, they'll ignore it. Potential buyers want to know the status of the product for sale.

When selling a car, you need to take a photo of the car from the side. Then take more pictures of the interior and other angles of the car.

When advertising a rental property, take a photo of the front of the house. Then take pictures of the interior, backyard and more.

If you're posting a personal ad, you must decide if you're comfortable letting strangers see your photos. If you decide to post a photo, make sure it doesn't violate Craigslist's terms.

Craigslist will soon remove direct links to external images. If you want to add an image to your post, you should use the image upload tool. Craigslist allows the insertion of links from other websites into ads, so if users want to see more high-quality photos, they can use a service like photobucket, listhd, or classpics to post the images, and then insert the link. into a craigslist ad as "add more photos".

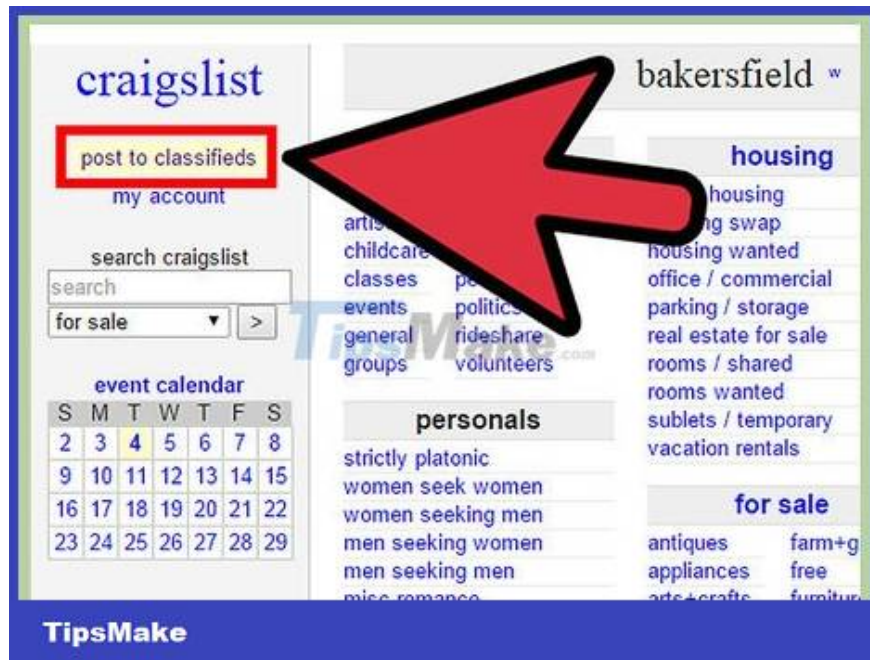


Add embellishments to the text. Craigslist supports HTML code in articles, allowing you to manipulate text. You can make text bold, italic, fill color, bulleted, etc. Visit Craigslist's Help page to learn more specifically about the code and how to use it. Using bullet points to list features can help buyers learn about a product faster than reading a long paragraph.

Category



Go to Craigslist. Select the city where you want to post your ad. Craigslist is divided into several cities and regions.



Click on "Post to classifieds". Craigslist posts all start here.



Select a post category. The big category is divided into 6 general sections: Jobs, Homes, For Sale, Services, Individuals and Communities. Choose the category that is most relevant to the ad you post:

1. "job offered"
2. "gig offered" (short term, small, errands)
3. "resume/job wanted"
4. "housing offered"
5. "housing wanted"
6. "for sale by owner" (for sale by owner)
7. "for sale by dealer"

8. "item wanted"
9. "service offered"
10. "personal/romance" (personal/romantic) (lost contact)
11. "community" (community)
12. "event" (event)



please choose a category: (see [prohibited](#) list before posting.)

- antiques - by owner
- appliances - by owner
- arts & crafts - by owner
- atvs, utvs, snowmobiles - by owner
- auto parts - by owner
- baby & kid stuff - by owner (no illegal sales of [recall items](#), e.g. drop
- barter
- bicycle parts - by owner
- bicycles - by owner
- boats - by owner
- books & magazines - by owner

TipsMake

Select specific category. For example, under Services Offered, you can choose: auto services, beauty services, computer services, financial services, real estate services, etc.

Each category has a subsection. Choose the item that best fits your ad's needs. For example, if you sell gaming systems, you should select the 'video gaming' category, not the 'toys & games' or 'electronics' category. This makes the ad easier to find.

If your ad fits more than one category, try to find the category that applies the most.

show on maps ^[2]

street optional

cross street optional

city

ok for others to contact you about other services, products or com

TipsMake

Select specific area to post. The city or main area of ??Craigslist is grouped into subdivisions. Your ad will still be posted on the main page for the larger area, but this makes it easier for you to find buyers and sellers in your area.

Post

price \$

specific location

postal code

please as contact info above, not in posting body below.

TipsMake

Add specific locations. If you advertise for sale a garden plot or something that needs an address, don't forget to add it. Otherwise, additional identifying information is needed.

Many people post additional phone numbers and websites. Don't forget to add <http://www> in front of the link.

The image shows a screenshot of the TipsMake.com website's posting form. At the top, there are three input fields: 'price', 'specific location', and 'postal code'. The 'price' field is highlighted with a red rectangular box, and a large red arrow with a black outline points directly to it. Below these fields, there is a yellow-highlighted instruction: 'please enter phone number above, not in posting body below.' The main body of the form is a large text area with the 'TipsMake.com' logo centered in the background. At the bottom left of the form, the 'TipsMake' logo is displayed in white text on a blue background.

Additional price. The price field will appear in the post that sells the product. You need to set the right price, maybe add OBO ('or best price') if you are willing to negotiate.

The image shows a screenshot of the TipsMake.com website's posting form, focusing on the 'contact info' section. The 'email' field is highlighted with a red rectangular box, and a large red arrow with a black outline points to it. The email field contains the text '@gmail.com'. To the right of the email field, there are two radio button options: 'CL mail relay (recommended) [2]' and 'no replies to this email'. Below the email field, there is a section titled 'users can also contact me:' with two checkboxes: 'by phone' and 'by text'. The 'posting title' field is visible below the contact info section. The main body of the form is a large text area with the 'TipsMake.com' logo centered in the background. At the bottom left of the form, the 'TipsMake' logo is displayed in white text on a blue background.

Add email address. Craigslist needs an email address to create articles. The default email preferences will anonymize your emails, meaning that no one can see your email address from this page, or when they respond to an ad.

Anonymous email only works with the first message from the website. Any subsequent messages between you and the other party will display your mailing address. You are strongly advised to create a dedicated email address for trading on Craigslist.

You must enter a valid email address to receive a confirmation email from Craigslist in order to post ads.

posting details

size / dimensions condition

include "more ads by this user"

show on maps

street optional

cross street optional

city

ok for others to contact you about other services, products or companies

TipsMake

Put the article on the map. Craigslist offers the option to include the article in an interactive and searchable map, allowing users to locate your service provider.

Simply enter the city and postal code, or enter the exact address if desired. The article will be added a minimap, and the article will also appear in the search map.

For Sale Cheap Imported Furniture

Cheap Furniture used by Politicians

- do NOT contact me with unsolicited services or offers

posted: seconds ago [email to friend](#) [best of 121](#)

[Avoid scams. deal locally.](#) Beware w... (Western Union), cashier checks, m...

[edit text](#) [edit map](#) [edit image](#) [publish](#)

TipsMake

Submit articles. After selecting a photo, you may be asked to complete a CAPTCHA, after which you will receive an email from Craigslist. This message contains a link to the post, which you can final edit before publishing.

Some Craigslist categories require confirmation by phone prior to publication. This to minimize automatic posts.

You finished reading the article "**How to Post Ads on Craigslist**" edited by the [TipsMake](#) team. We hope this article has provided you with many useful tech tips and tricks. You can search for similar articles on tips and guides. Thank you for reading and for following us regularly.
