

How to play the Taurus team composition in TFT Season 14

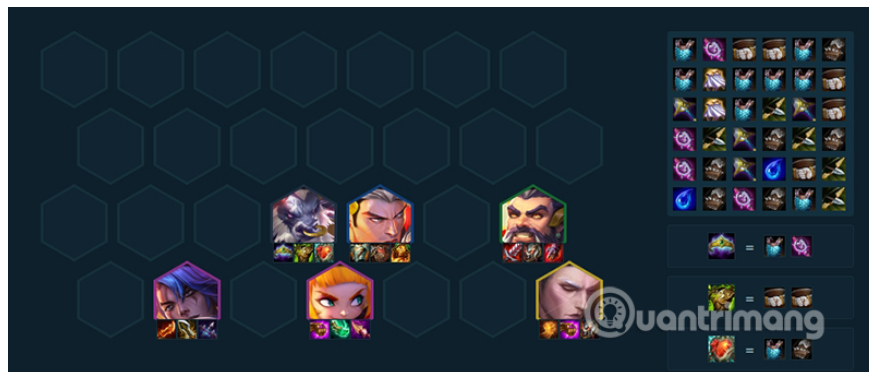
In TFT Season 14, Taurus is a unique origin with a mechanism that permanently increases damage and drops gold upon defeating enemies.

In TFT Season 14, the Taurus origin is a unique trait with a permanent damage boost and the ability to drop gold upon defeating enemies, making it ideal for reroll playstyles or accumulating resources to snowball early in the game.

Despite the weakness of needing time to accumulate strength, a well-balanced Taurus team composition will become a destructive force with both damage and tankiness. Let's explore how to build a Taurus team below.

Information about Taurus TFT Season 14

Taurus champions gain increased damage and have a chance to drop gold when defeating enemies. If you spend gold to reroll or buy XP in a turn, their damage will increase permanently, but the gold required to reach the next bonus milestone will also increase (rerolls count as double the gold consumed). To activate: Taurus champions must have participated in the previous round.



With the Golden Ox team build guide in this article, you can flexibly combine Golden Ox champions with other origins in Teamfight Tactics Season 14.


1. 2 Taurus: 18% increased damage, 20% chance to drop gold.
2. 4 Taurus: 20% increased damage, 30% chance to drop gold.
3. 6 Taurus: 22% increased damage, 50% chance to drop gold, 8% chance to drop equipment fragments.

List of Taurus champions: Alistar (1 gold), Graves (2 gold), Jarvan IV (3 gold), Annie (4 gold), Aphelios (4 gold), and Viego (5 gold).

This lineup offers a balance of tank, physical damage, and magic damage, with Aphelios, Annie, and Viego as the main carries, while Alistar and Jarvan IV take on the role of tankiness. Graves provides additional damage support in the front line.

Taurus TFT Season 14 lineup

Early game phase





Start with Alistar and Graves to activate the 2 Taurus synergy. Alistar will tank the front line with his damage reduction passive, while Graves deals area-of-effect damage to the game's tank line. If you find Jarvan IV early, add him to increase tankiness and physical damage. Otherwise, add any champion that can activate additional synergies in the team, but remember to balance the tank and damage output.

At the same time, save up money and do some light rerolls to get Alistar and Graves to 2 stars, taking advantage of the permanent damage increase mechanism of Taurus.

Temporary equipment: You may not need to craft items right now, but you can ask Alistar to hold some tank items for Jarvan IV.

In the middle of the game






At this point, if you have Annie or Aphelios, you should add them to your team immediately to activate the Taurus buff. Otherwise, you can use any champion to activate the trait and balance between tank and damage. You still need to get Jarvan IV to increase the milestone if you get Annie or Aphelios and to strengthen your tank line.


Aphelios will use AD support items while Annie will use magic items, so consider your item choices carefully if acquiring each item is too difficult for you. Besides looking for 4-cost champions, don't miss the opportunity to upgrade the stars of low-cost champions as well.

The End Game

Reaching the 6-buffed champion mark is still the easiest to achieve at level 8; just find Viego and throw him into your team. Then, combine high-cost champions and those that can activate synergies in your team, depending on which champions you find most frequently. You can choose to stop at level 8 and complete your team by upgrading stars, or continue leveling up to increase your slots and the chance of getting 5-gold champions.

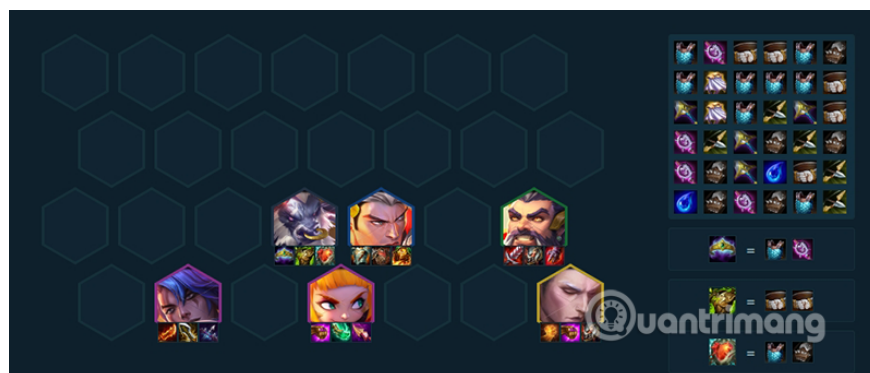


You don't necessarily need to gather all 6 Taurus champions if you find the low-cost Taurus champions excessive. You can remove the low-cost 2-star Taurus champions and add more valuable 4-5 gold champions.



Place Alistar and Jarvan IV along with other tank champions in the front line to sustain damage, Galio in the mid to protect the back line, and Aphelios, Viego, Annie, and other champions in the back line to deal damage. If you can't find Viego, you can use 4 Taurus, focusing on Annie and Aphelios; if both of them reach 3 stars, you're guaranteed a top 4 finish.

Standard items for Taurus champions in Teamfight Tactics



Aphelios is considered the main carry, and you can use low-cost Marksman champions like Jhin, Kindred, Jinx, to carry his items, such as Infinity Edge, Blue Buff, and Rageblade. Viego needs magic items and is suited to items like Jeweled Gauntlet, Sorcerer's Hat, and Shojin's Spear, along with support items like Hand of Justice and Giant's Power.

Alistar can carry tank items for Jarvan IV, Annie needs all magic items like Viego, so she can carry items for Viego if you see him appearing frequently towards the end of the game.

Tips for playing the Taurus team composition

1. **Smart rerolling:** Focus on rerolling at levels 4-6 to get Alistar, Graves, and Jarvan IV to 3 stars, taking advantage of their permanent damage boost.
2. **Positioning:** Place Aphelios and Viego in the corners of the board, protected by Galio to prevent Assassins from jumping in.

3. **Flexible build:** If you don't have enough 6 Taurus, you can stop at 4 Taurus and add synergies like 4 Marksmen (with Senna, Jinx) or 4 Fighters (with Cho'Gath) and keep a strong damage dealer in the backline.
4. **Maximize gold:** Use gold dropped from Taurus to level up or reroll, maintaining a winning streak in the late game.

The Taurus team composition in TFT Season 14 is a strong option if you know how to utilize the reroll mechanism and gold drop potential to snowball the game. With Aphelios and Viego as carries, Alistar and Jarvan IV as tanks, and support from Annie and Graves, you'll have a balanced team composition between offense and defense.

You finished reading the article "**How to play the Taurus team composition in TFT Season 14**" edited by the [TipsMake](#) team. We hope this article has provided you with many useful tech tips and tricks. You can search for similar articles on tips and guides. Thank you for reading and for following us regularly.