

How to play Super Mario Bros on computer with NoxPlayer

Super Mario Bros is a video game released for Nintendo NES in 1985. The player will play the famous Italian plumber character to save the princess from the last boss King Koopa. Recently an APK file of Super Mario Bros has appeared, which means you can play this classic game on your Android phone a

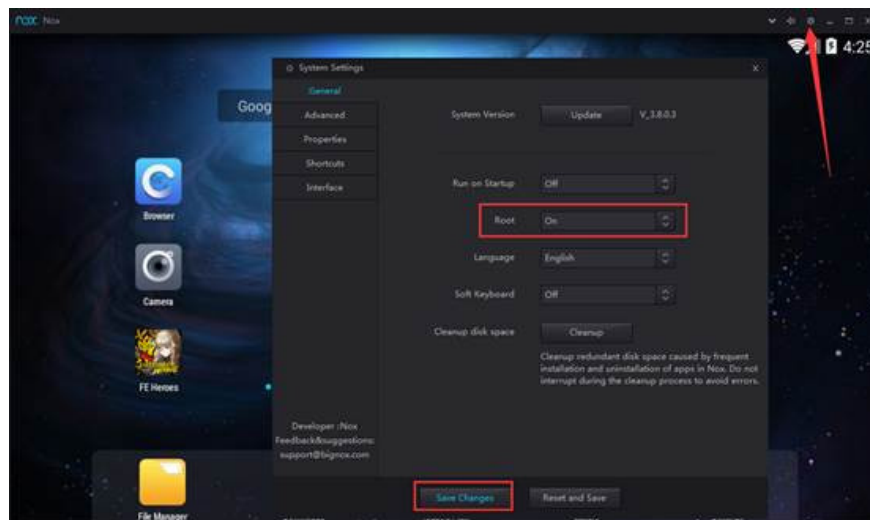
Super Mario Bros is a video game released for Nintendo NES in 1985. The player will play the famous Italian plumber character to save the princess from the last boss King Koopa. Recently an APK file of Super Mario Bros has appeared, which means you can play this classic game on your Android phone and with NoxPlayer or BlueStacks you can play on the computer with the keyboard.

To play Super Mario Bros on Android phones:

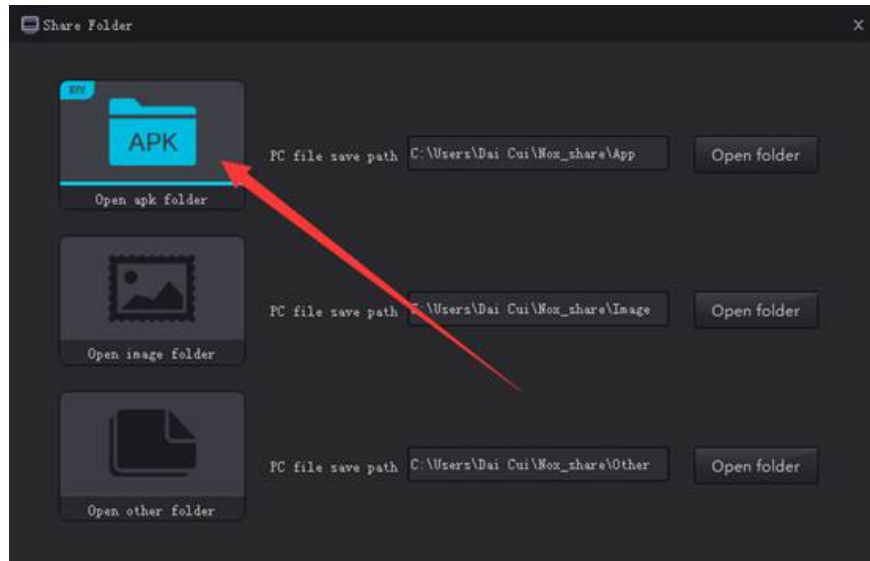
Download the Super Mario apk file here and install it on your phone.

To play Super Mario Bros on your computer with NoxPlayer:

1. Download the Super Mario Bros apk file to your computer.
2. Download and install NoxPlayer here.
3. Go to **System Settings** , turn on the **Root** option and click **Save Changes** . Follow the instructions to restart the Nox.

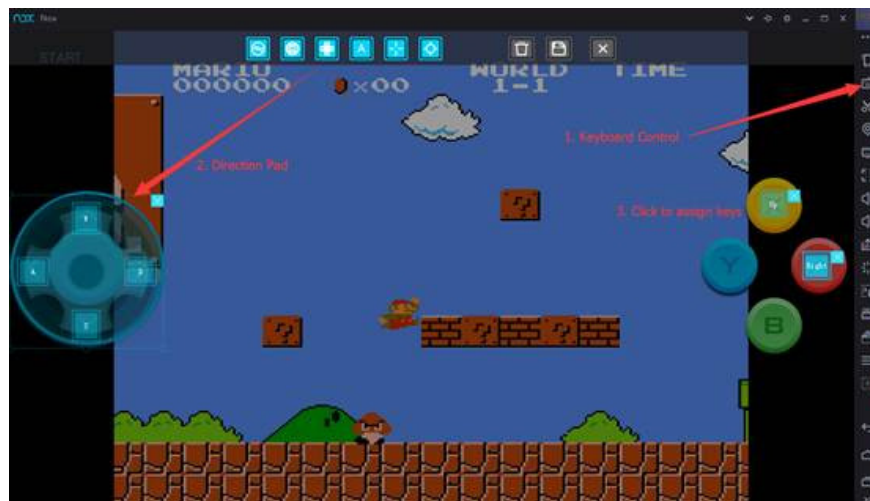


4. Now drag and drop the Super Mario Bros apk file into the Nox and click " **Open apk folder** ".

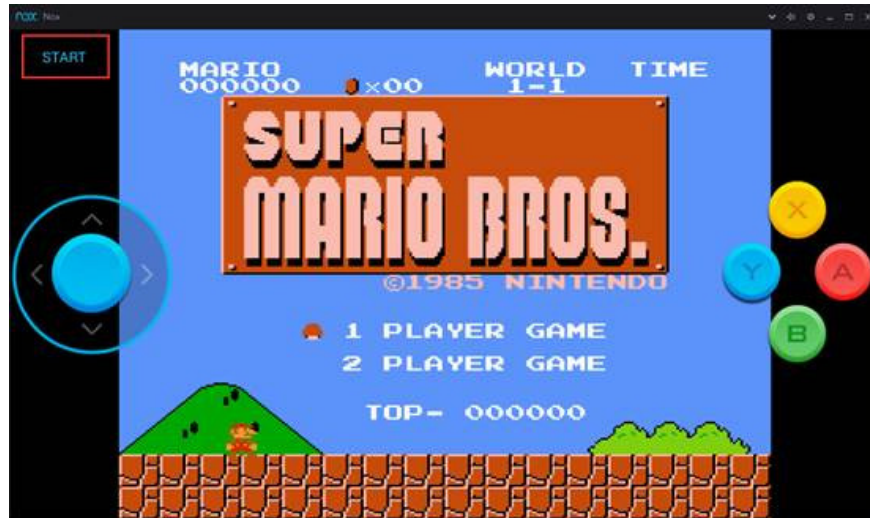


5. Click the SuperMario icon and select **Install** .

6. Now open the game and set the corresponding keyboard control. You can use the W, A, S, D keys for walking control and other favorite keys for the traditional XYAB button. However, do not forget to click the **Save** button after you put all the keys according to your preferences.



7. Click the **START** button in the upper left corner of the screen and relive the old days playing Super Mario Bros on Nintendo FC!



Wish you all have fun playing games!

You finished reading the article "**How to play Super Mario Bros on computer with NoxPlayer**" edited by the [TipsMake](#) team. We hope this article has provided you with many useful tech tips and tricks. You can search for similar articles on tips and guides. Thank you for reading and for following us regularly.