

# How to play slither.io - high score hunting snake

With extremely simple gameplay that is very attractive, initially the purpose of the player is just SOLID ADULT as long as possible. Over many years of development along with a multitude of different versions, the SOLID HUNTING game has become SLITHER today.

As you know, the Snake Hunting game has become very successful and familiar to phone users since the birth of the divine Nokia. With extremely simple gameplay that is very attractive, initially the purpose of the player is just SOLID ADULT as long as possible. Over many years of development along with a multitude of different versions, the SOLID HUNTING game today has become SLITHER - the latest version with the ability to play online with many other players around the world. In the article below, TipsMake.com will introduce you some tips, basic tips to get high scores in this HUNTING HUNTING game .

## 1. How to play Slither - How is a hunting snake?

To play the Slither game, you can visit the homepage link below.

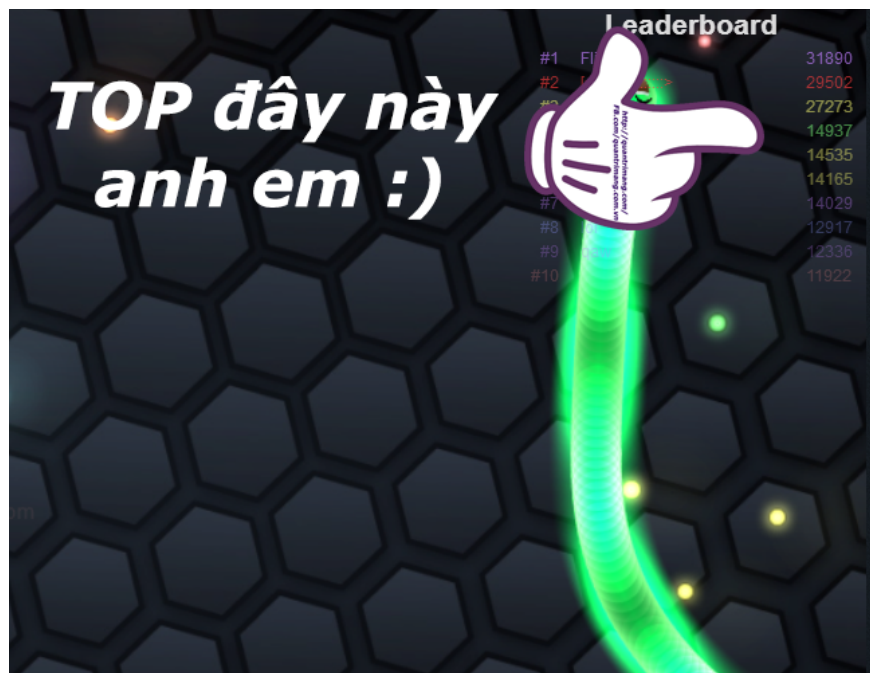
### 1. Home Slither

Because of the optimal development for the HTML5 platform, the Slither can be played on both computers and laptops (with a browser) and mobile, smartphones and tablets. All you need to do is access the website, set any nickname and start the game.




### Rules of playing Slither:

1. You must try . not DEATH.
2. You are NOT allowed to STOP on other players.
3. The more you feed the worm, the longer, the longer the better.



1. When another player dies, try TO BE TRY very quickly, because otherwise the other worms will quickly finish the part.



Length and rank - your solid rank is displayed in the left corner of the screen

1. When you reach a certain length (usually over 100), press and hold the left mouse button (on the PC) or tap twice and hold (on mobile) to speed up.

## **2. Strategy for a high score in the Slither game:**

### **Secret 01: KNOW YOU KNOW, TRAN TRAN TRAN THANG**

Eat a lot and avoid blows quickly and neatly. At the initial time, when you are still in the form of LOW BAD, LITTLE LOW BABY, you should only **eat the colored beads**, **do not try to eat the bad when the worms die**, you will be trapped by other worms right away and always. BE TRUSTED AND DRESSED!

### **Secret 02: ROUND ROUND**

Once you've reached a certain length, try to ENJOY the object you think you can eat the MEAT.



Like this for easy visualization

However, this method only applies to the smaller competitors than you. And still have to remember the GOLD LAW:

1. Do not stab into another player, let them crash into you.

## Video introduction of Slither basic play:

Slither io quantrimang

do play Slither io <https://quantrimang.com/cach-choi-slitherio-ran-san-moi-dat-diem-cao-122734>

Posted by TipsMake.com May 29, 2016

### **Secret 03: speed up when necessary!**

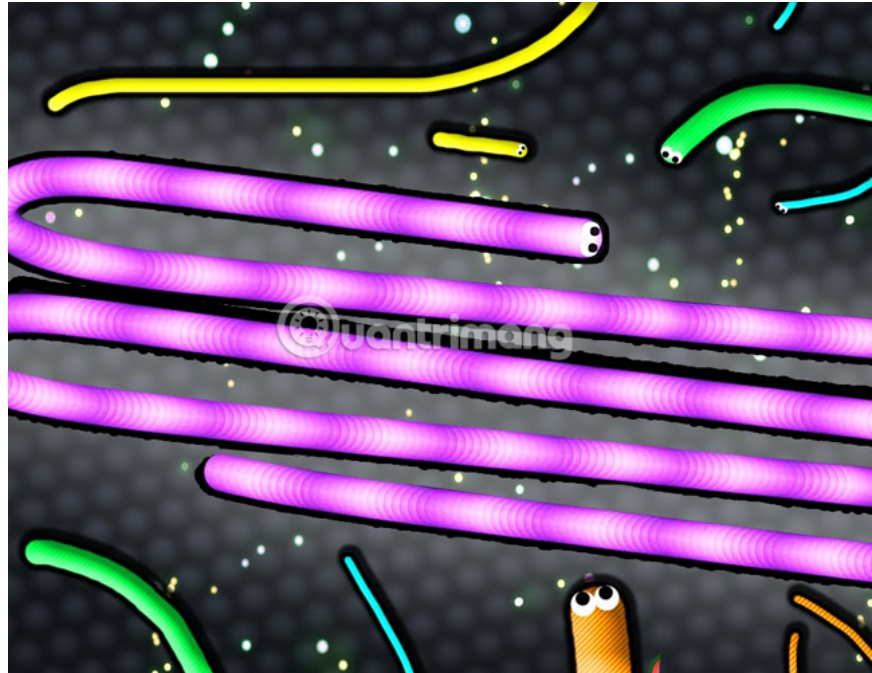
This is very good when you want TODAY when another player dies, this way you will quickly move somewhere compared to the default path. To run fast, do the following:

1. On the computer: press and hold the left mouse button.
2. On smartphone: touch 2 times and hold.

This method works in conjunction with very good skill 02 when you want to destroy certain opponents (small and shorter)!

### **Secret 04: Take the style next to the giants**

This way is quite risky, because large worms often move more slowly, so it will be easier to grasp their direction.



### **Secret 05: be careful when TO'S**

As mentioned above, the rule of Slither is to try to eat as many beads as possible, especially when someone plays DEATH. But be absolutely careful when any prey dies, because there are always dozens of other predators on the side. If you feel unwell, absolutely stay away from big prey, because there will definitely be other bigger, longer predators around there.

### **Secret 06:**

When you reach a relatively large size, apply the rotation strategy thoroughly and hide the FIRST part of the circle. The reason is that when you have a worm with a large size, of course it will become a good prey for others. In addition to fighting, it is the sole purpose of the game, and because you cannot DEATH if SUGGESTED or SELF-BOLD yourself, try to apply this way to ensure safety before the enemy . At the same time, I always pay attention to Slither map (lower right corner) is also a very good way to go to TOP in this Snake Hunting game.

*Wish you all have fun playing games!*

You finished reading the article "**How to play slither.io - high score hunting snake**" edited by the [TipsMake](#) team. We hope this article has provided you with many useful tech tips and tricks. You can search for similar articles on tips and guides. Thank you for reading and for following us regularly.