

# How to play Baby Panda: Take care of animals, game of BabyBus

With the game Baby Panda: Care for animals, children will learn more about animals in appearance, care, food for animals ...

## What is BabyBus?

BabyBus, the publisher of educational games for children, is very popular. Besides children's educational channels on Youtube Kids, BabyBus is also a name that many parents know.

BabyBus often has many entertaining games for children with the representative character is Baby Panda (Baby Panda). There are many BabyBus games that parents have chosen for their children to entertain and educate.

The game Baby Panda: Care for Animals (below Baby Panda: Care for animals) below will be an example. With this game, children will learn how to care for and love animals from an early age. Let's explore how to play Baby Panda: Care for Animals below.

## Instructions for Baby Panda: Care for animals, game of BabyBus

First, start the game up, then select the yellow button to start saving the animals. In the left column, you will find BabyBus titles.



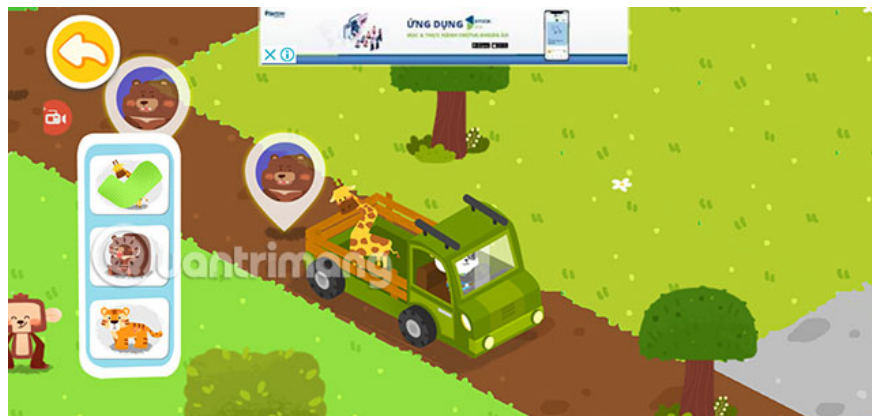
Next we will use the drone to spy on whether any animals need help.



The drone will take you to areas where animals are injured. Check and mark them.



Initially our car was only carrying 3 animals, please mark and there will be symbols that lead you to the injured animals.



Here we have a wounded tiger, a bear and a giraffe. Drive to the hospital to treat them.



Once you transport the animals to the hospital, place them in different cages to treat them. Touch the animals in the car and place them one by one.




Each animal will have its own type of disease and you will be able to see the disease situation by using X-ray machine. Then the game will suggest you how to cure them.



After treating them, you will feed them to get well, the food of each animal will be different. This will help your baby identify the food of each type of animal.



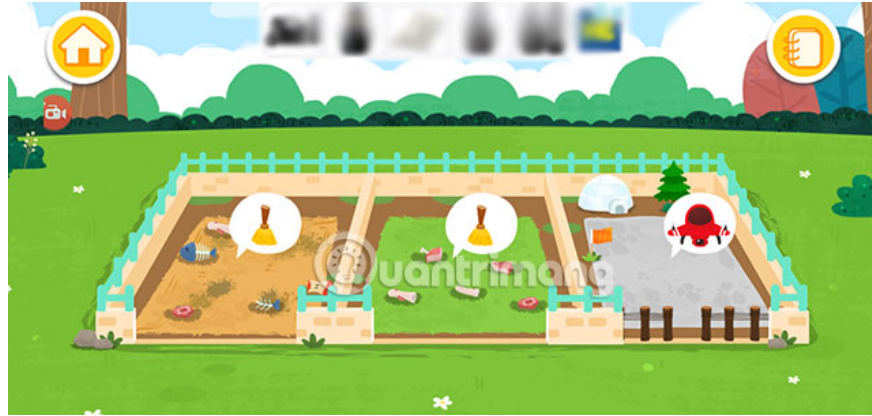
Once you have finished treating and caring for them, you will have one last step is to check their health before releasing them back into the wild.



You will return each animal back to their area. So you have completed the animal care in the game already.



Well wait, this time your pen will become a bit dirty due to the treatment and feeding the animals that have dirty the pen. You will have to clean the barn again, then redecorate it with the suggested furniture afterwards.



That's the basic way to play Baby Panda: Taking care of animals is like that. With this game, babies will get acquainted with animals, know their appearance, know what they eat .

You finished reading the article "**How to play Baby Panda: Take care of animals, game of BabyBus**" edited by the [TipsMake](#) team. We hope this article has provided you with many useful tech tips and tricks. You can search for similar articles on tips and guides. Thank you for reading and for following us regularly.