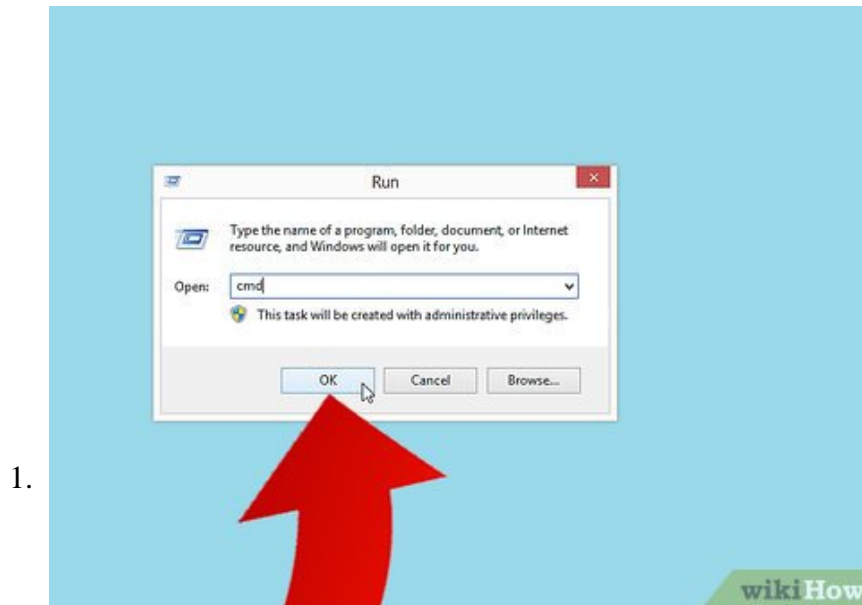


# How to Ping a System to See if It's Alive

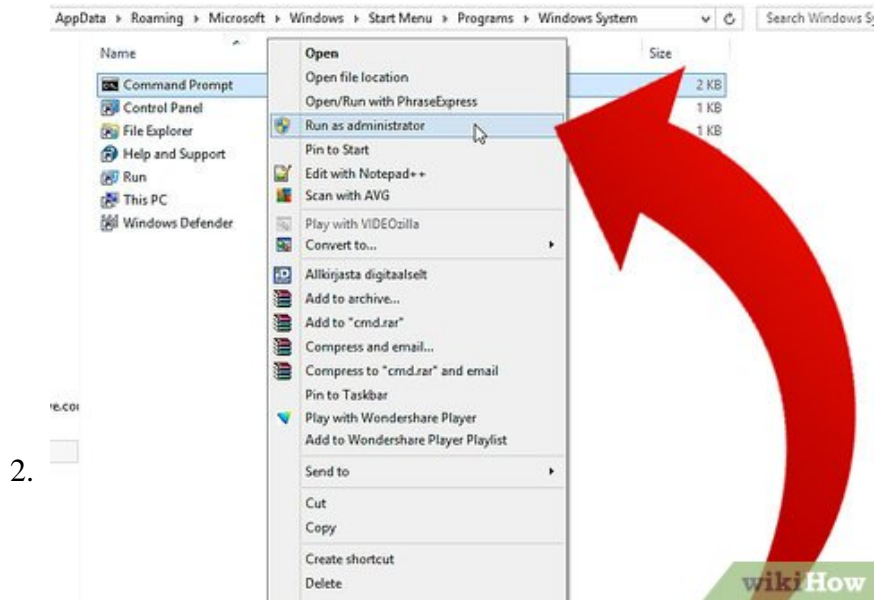
Learn the first couple of simple steps to hacking a computer, or just plain screwing up someone's computer completely. It is very simple and can be learnt in seconds. Go to command prompt by typing cmd in 'run', or in the start menu...

Method 1 of 2:

## Opening Command Prompt in Elevated Mode



**Go to command prompt by typing cmd in "run", or in the start menu search bar.** Alternatively, you can go to all programs or programs in the start menu, then go to accessories and then command prompt. If it is disabled by your administrator, go to windows powershell.



**While opening the Prompt/Powershell, right click on it and open Run as Administrator. You now have it opened in elevated mode.**

3. **If you can't get into command prompt, or powershell isn't installed, type this in notepad:**

Picture 3 of How to Ping a System to See if It's Alive



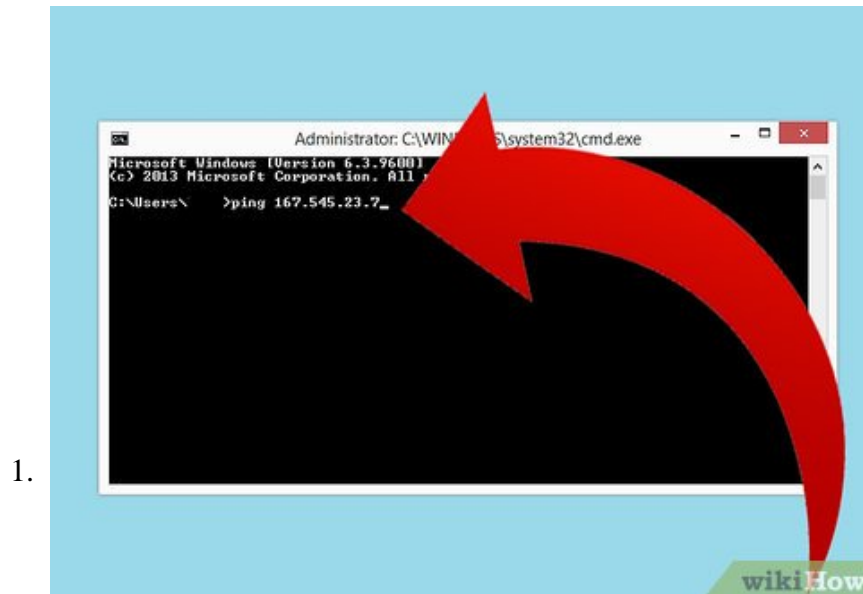
License: Fair Use (screenshot)

n

4. @echo off
5. 1. start
  1. Then go to file in the menu bar, click file, then "Save as". Save it as: command.exe on the desktop. Open this and click the little button that says "Ignore", it is done!

Method 2 of 2:

## Ping It



Now that you've opened the command prompt, type:

```
ping IP
```

where IP is a IP4 address from somewhere, for example, this site. (e.g. of a random IP4: 167.545.23.7)

If you recover success with the pinging process, you should get:

```
PINGING STATISTICS: packets sent: [insert number here], packets received:  
[insert number here], loss: (0%)
```

If you get this, the pinging was successful.

1. You can also ping a website. Type `ping google.com` to ping Google.

You finished reading the article "**How to Ping a System to See if It's Alive**" edited by the [TipsMake](#) team. We hope this article has provided you with many useful tech tips and tricks. You can search for similar articles on tips and guides. Thank you for reading and for following us regularly.