


# How to pin the app to the Taskbar to open it faster

There are many ways to pin the application to the taskbar, or the app icon to the taskbar. Below, TipsMake.com will tell you 2 simple, quickest ways to pin software and applications to the taskbar. Invite you to track offline.

Normally, if you want to quickly open an application, we will create a shortcut outside the Desktop. However, if you do not want to create too many shortcuts on the screen for fear of being confused, there is still another way, that is to add that application icon to the Taskbar. There are many ways to pin the application to the taskbar, or the app icon to the taskbar. Below, TipsMake.com will tell you 2 simple, quickest ways to pin software and applications to the taskbar. Invite you to track offline.

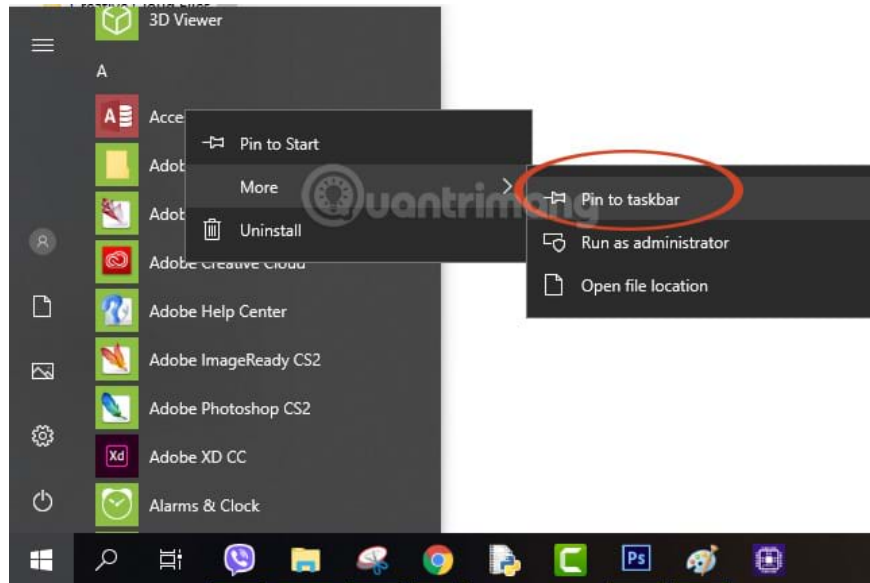
## Method 1: Pin the application to the Taskbar by dragging and dropping

This is the simplest way to pin an application to the Taskbar. Just left-click on the application icon you want to pin, then drag it to the **Taskbar** and release it. The application icon can be on the desktop, the Start menu, even the executable file (.exe) of the application.



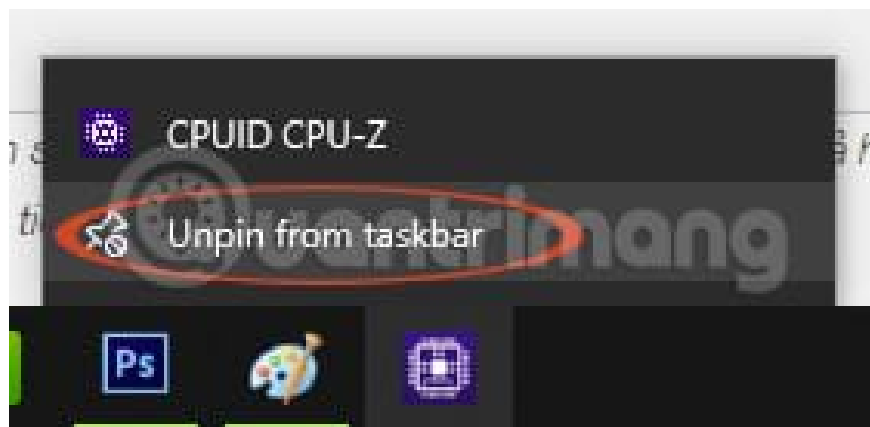
## Method 2: Put the application icon on the Taskbar with the right mouse button

Similar to method 1 but instead of dragging and dropping, right-click on the application's icon you want to add to the **Taskbar** and select **Pin to Taskbar** . If you can't find Pin to taskbar, see if you have more options like the image below, then click **Pin to taskbar** .



## Unpin the app on the Taskbar

When there is no longer a need to use software that has pinned as much as before, you can remove it from the taskbar to get more room for more needed applications. The method is very simple, right-click on the icon of the application you want to unpin> select **Unpin from taskbar** .



## Video tutorials pinning apps to the taskbar

1. Instructions to hide Taskbar in 2 steps
2. Tips to customize Taskbar on Windows 10 effectively
3. Trick to Run commands on Start Menu and Taskbar on Windows 10

Hope the article is useful to you!

You finished reading the article "**How to pin the app to the Taskbar to open it faster**" edited by the [TipsMake](#) team. We hope this article has provided you with many useful tech tips and tricks. You can search for similar articles on tips and guides. Thank you for reading and for following us regularly.

