

# How to pay QR Pay on Vietinbank iPay

QR Pay on Vietinbank iPay is a QR code transfer technology to save time and manipulate money transfer compared to the previous traditional way.

QR barcode today is no stranger to users when many applications use this type of barcode. And now there are many banks that use QR codes in transactions. With some banks such as BIDV, VietinBank, Agribank, Vietcombank, ABBANK, IVB, SCB, . you can use QR Pay utility to transfer money, pay by barcode without needing cash as the real way. usual present.

With this QR code, we will easily pay in restaurants, shops, transaction points, . without the payment card or cash as before. The following article will guide readers how to pay by QR Pay on Vietinbank iPay application.

1. What is Samsung Pay? How to use Samsung Pay?
2. How to pay for apps on Google Play with Mobifone account
3. Instructions for opening Visa Prepaid card, registering for PayPal to buy hosting

## How to pay by QR Pay Vietinbank iPay

1. Download the app Vietinbank iPay Android
2. Download Vietinbank iPay iOS

### Step 1:

We download Vietinbank iPay application on the phone according to the link above and then start. In the first interface, log in to your personal account. Then click on the **QR Pay utility** .



iPay

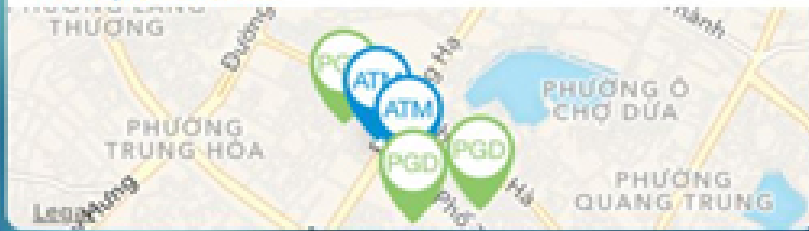
Tên đăng nhập

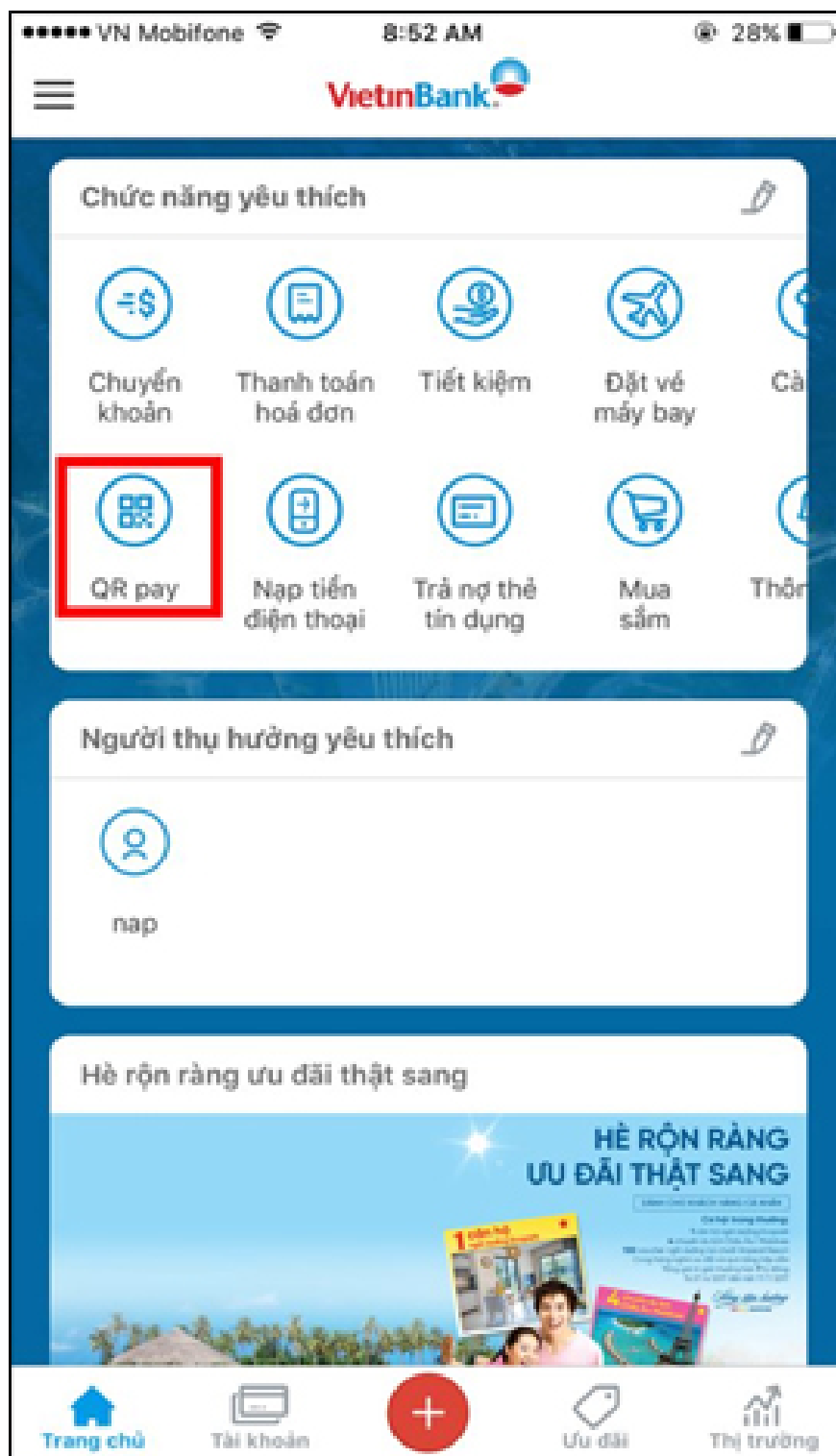
Mật khẩu

Đăng nhập



ATM/ Chi nhánh



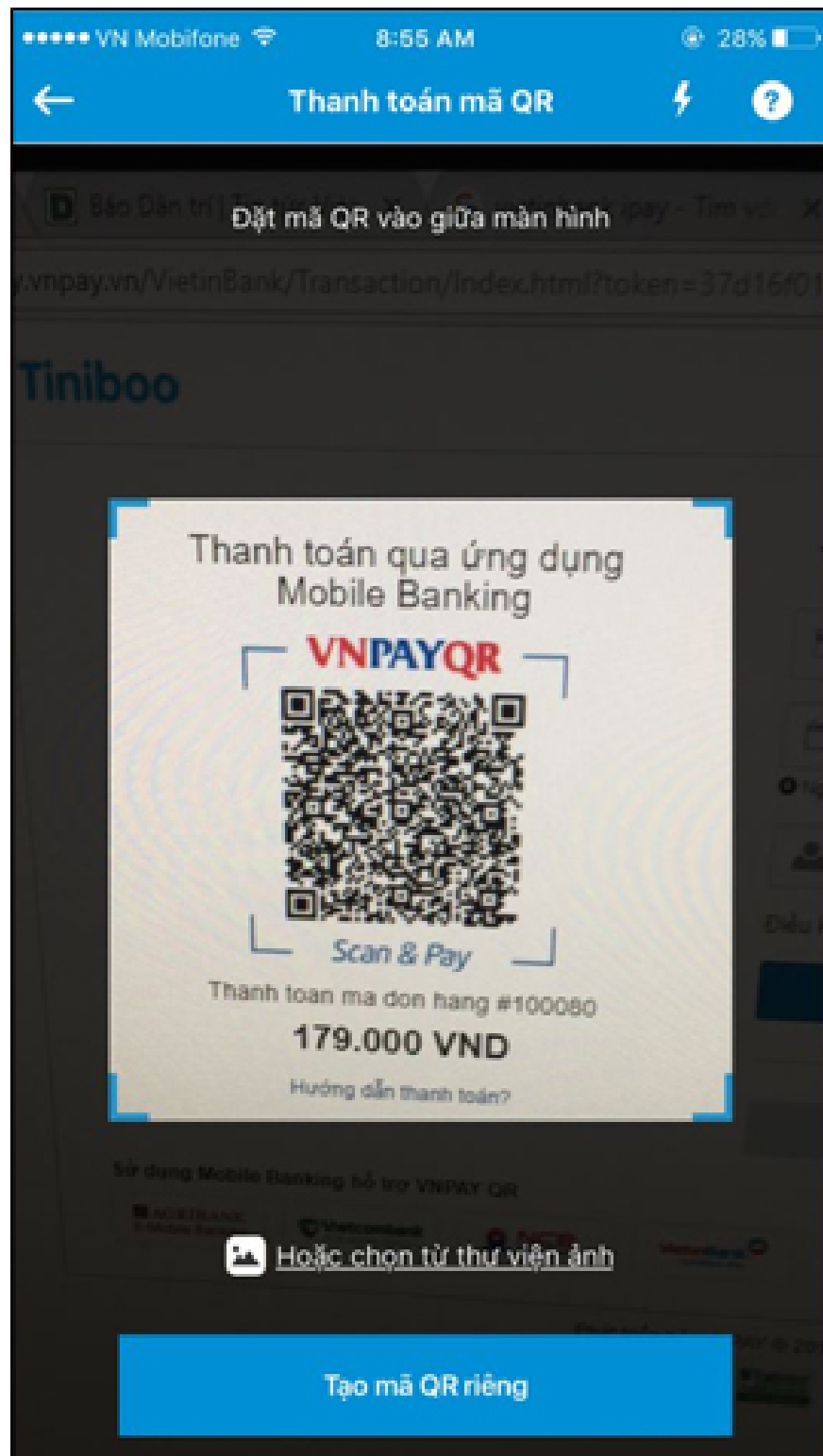


**Step 2:**

Use the camera to move to the QR code area on websites with integrated VNPAY payment gateway or select QR code images from images available in the library. The application will quickly display the corresponding information of the transaction in progress, such as item information, payment person, product code, payment amount, .

The user checks all the information in the Payment Information view whether it is correct or not. Then, click the Continue button below.

Finally, you wait for the OTP code to be sent to your phone and then enter that code into the interface of Vietinbank iPay, to confirm the transaction is done.





### Thông tin thanh toán

Vui lòng thực hiện các bước sau đây để thanh toán hoá đơn

Từ tài khoản

**TK Thanh toán / 106000893282**

**1,356,480 VND**



Thanh toán cho

**ETTECO**

Số hoá đơn

**3043718**

Mã sản phẩm

**ECOMMERCE**

Số tiền

**179,000 VND**

Mô tả

**Thanh toán ma đơn hàng  
#100080**

Thời hạn thanh toán

**13/07/2017 09:24:14**

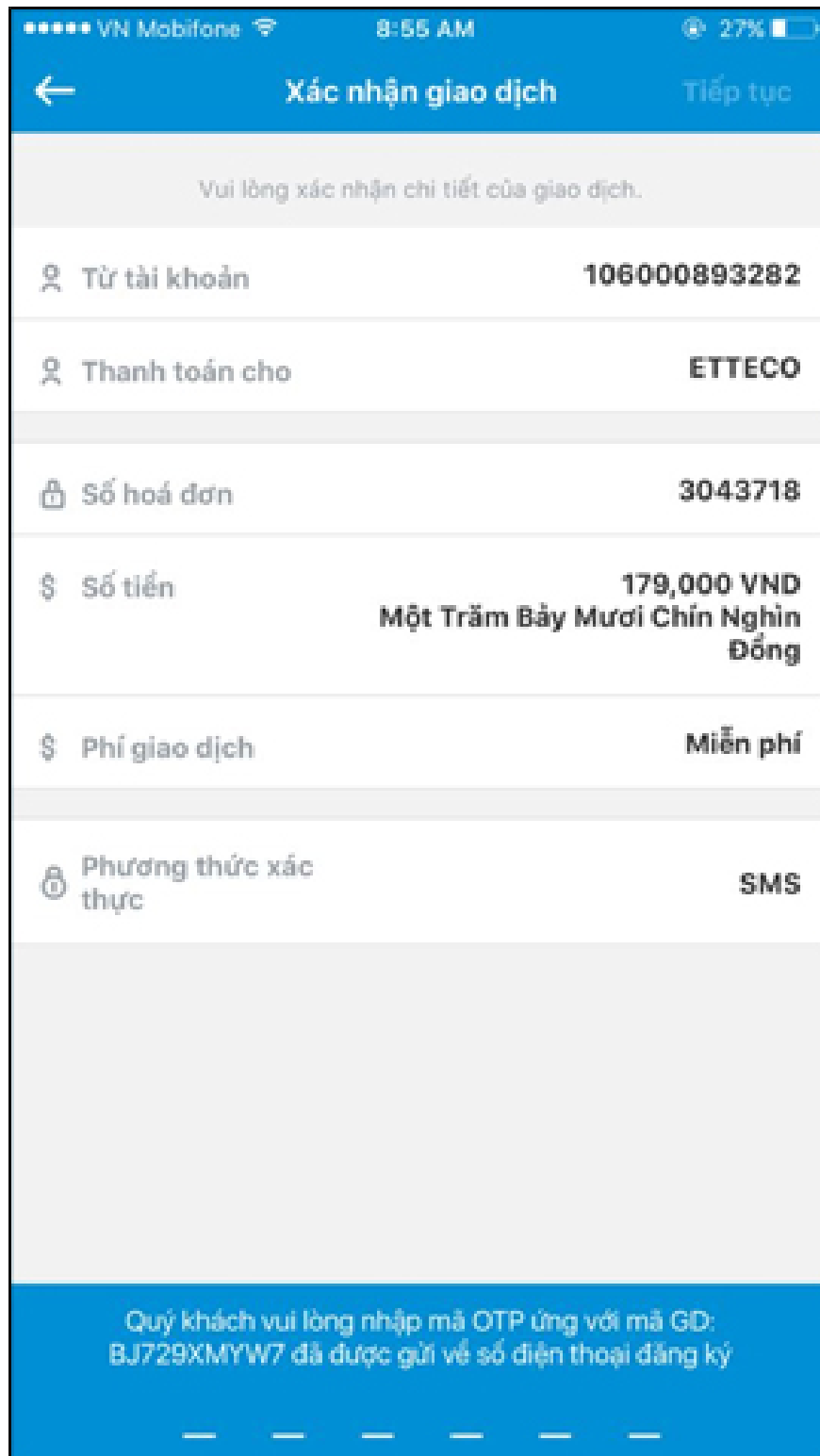
Ghi chú

**Nhập nội dung**

Phương thức xác thực

**SMS**

**Tiếp tục**



Thus, we have completed payment transactions with QR Pay utility on Vietinbank iPay application. This utility provides customers with a much more convenient method of payment and payment. We will not need payment cards or disclosure of personal information at payment card points.

I wish you all success!

You finished reading the article "**How to pay QR Pay on Vietinbank iPay**" edited by the [TipsMake](#) team. We hope this article has provided you with many useful tech tips and tricks. You can search for similar articles on tips and guides. Thank you for reading and for following us regularly.

---