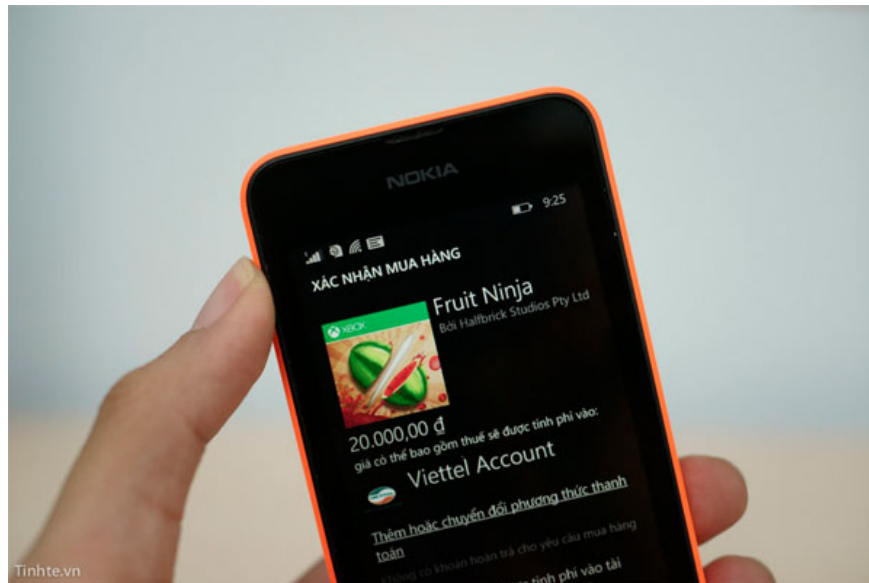


How to pay apps on Windows Phone with SIM phone account

Microsoft has begun to allow users to pay for apps or games from the Windows Phone Store through the network. Currently only SIM users of Viettel can perform payment transactions, hoping to have the remaining mobile networks in the future.

Microsoft has begun to allow users to pay for apps or games from the Windows Phone Store through the network. Currently only SIM users of Viettel can perform payment transactions, hoping to have the remaining mobile networks in the future.



Here's how to do it:

First go to **Settings** => select **Region** . **Country / Region: Vietnam**:



10:54

QUỐC GIA/VÙNG

Uruguay

Uzbekistan

Vanuatu

Việt Nam

Ý

Yemen

Zambia

Zimbabwe

Area format: **select Vietnamese (Vietnam)** and restart the phone:



10:54

ĐỊNH DẠNG VÙNG

Uzbeķistan)

Tiếng Valencia (Tây Ban Nha)

Tiếng Việt (Việt Nam)

Tiếng Wales (Anh Quốc)

Tiếng Wolof (Senegal)

Tiếng Ý (Thụy Sĩ)


Tiếng Ý (Ý)

Tiếng Yoruba (Nigeria)


Continue to exit and select **Language as Vietnamese** if you are using English:



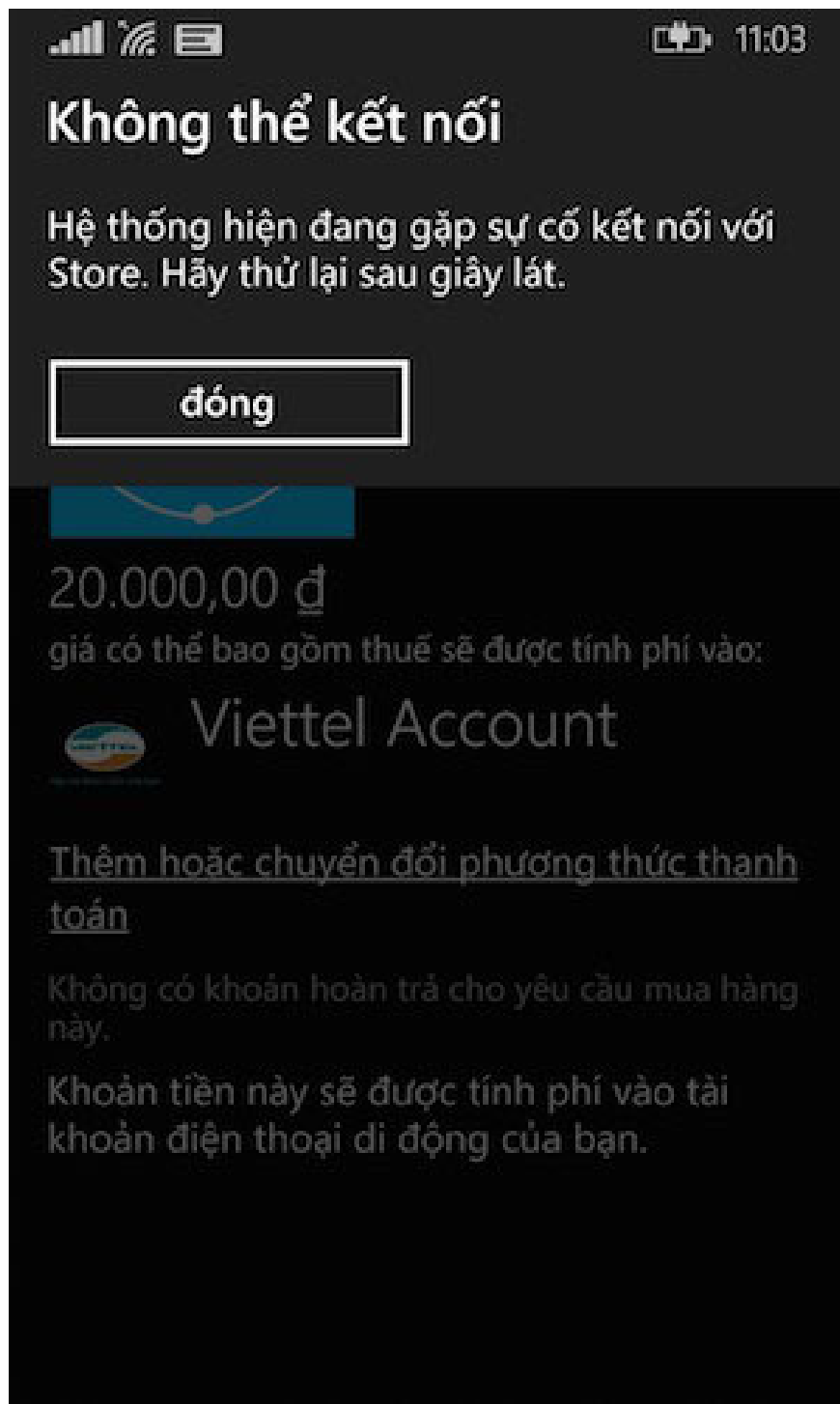
After completing the above steps. Go to **Money Wallet** => Select "." in the lower right corner of the screen and select "**refresh**".



Mobile account, here is **Viettel Account** will appear as shown below:



Now you can go to **Windows Phone Store** and select a charging application. When you buy, there will be more payment options with **Viettel Account** or other networks. Note that if your account does not have enough money to pay for the application, you will also receive a notification as shown below:



Note:

1. At the present time, this is still a tested form of payment and will be even more complete, if you get an error, calm down and try again.
2. This payment will be charged directly to your SIM account, so set a password for your wallet (PIN) so that you don't lose money because of your children.
3. Other operators will be updated in the future, the form will be similar.

You finished reading the article "**How to pay apps on Windows Phone with SIM phone account**" edited by the [TipsMake](#) team. We hope this article has provided you with many useful tech tips and tricks. You can search for similar articles on tips and guides. Thank you for reading and for following us regularly.
