

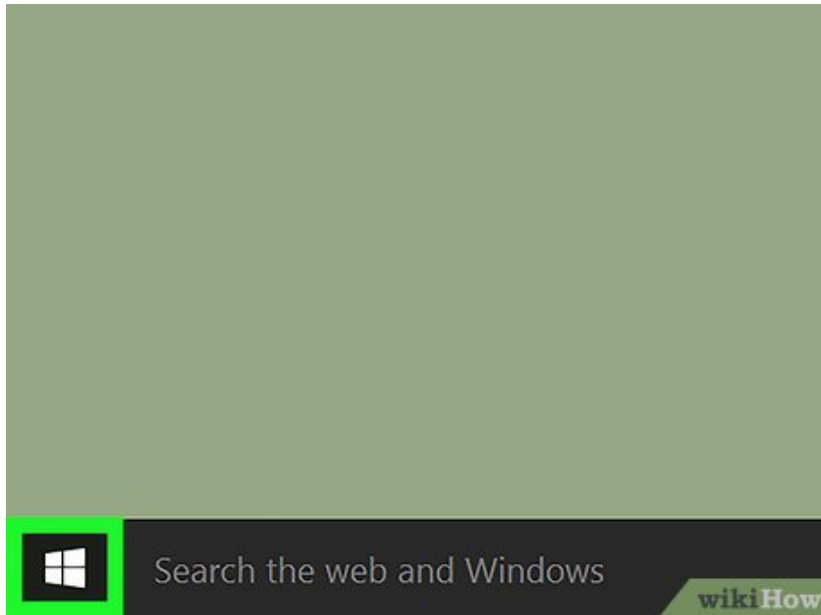
How to Open Windows Explorer

This wikiHow teaches you how to open the Explorer app on a Windows computer. On Windows 10 and 8, this app is called 'File Explorer', while it is called 'Windows Explorer' on Windows 7 and Vista. Open the Start menu . Click the Windows...

Method 1 of 2:

Windows 10 and 8

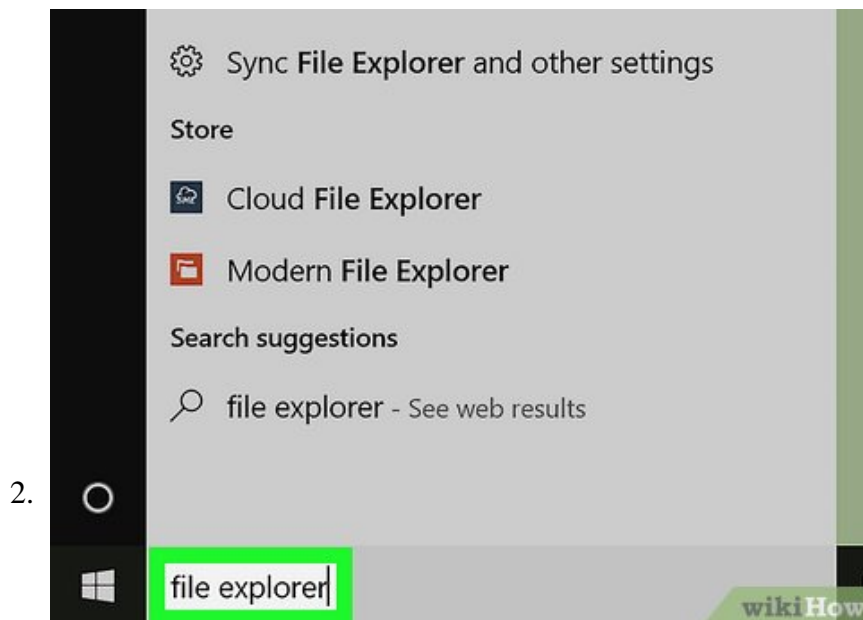
1.



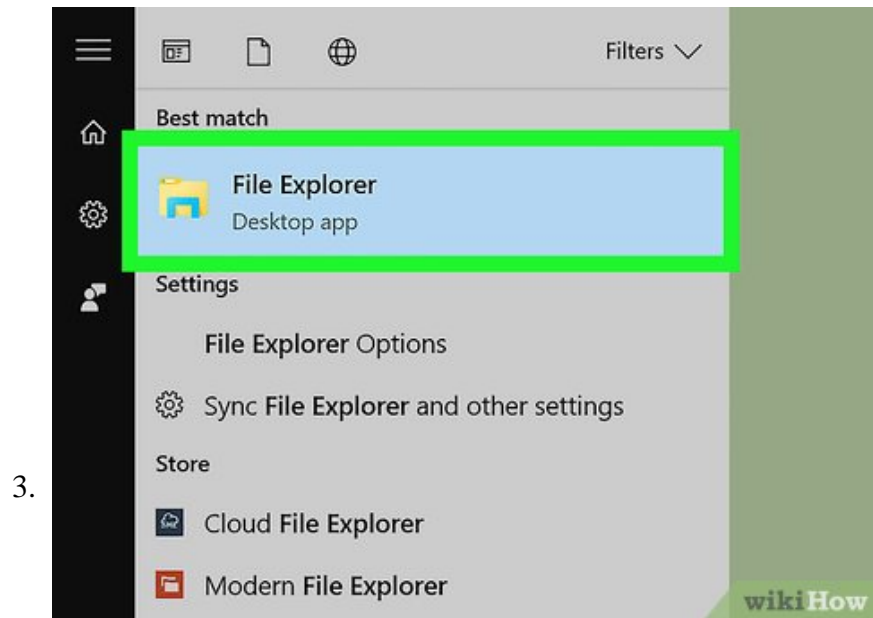
Open the Start menu



- . Click the Windows logo in the bottom-left corner of the screen, or press the **Win** key.
 1. On Windows 8, instead hover your mouse in the upper-right corner of the screen, then click the magnifying glass icon.



Type file explorer into Start. You should see a folder icon appear at the top of the Start window.



Click on



File Explorer. It's the folder-shaped icon at the top of the Start window. Doing so will open File Explorer.

1. With File Explorer open, you can "pin it" to your taskbar which will allow you to launch File Explorer with a single click. **Right-click** the File Explorer icon




at the bottom of the screen, then click **Pin to taskbar**.

4.




Consider different methods for opening File Explorer. A few different ways of opening File Explorer include the following:

1. Click




- on the taskbar.
2. Press **Win + E**.
 3. **Right-click** Start

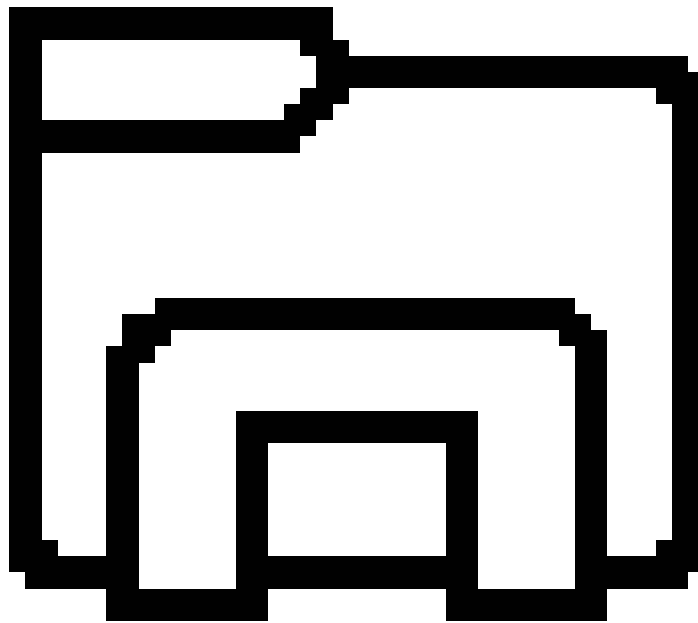


and click **File Explorer**.

4. Click Start



, then click the folder-shaped icon



on the left.

Method 2 of 2:

Windows 7 and Vista

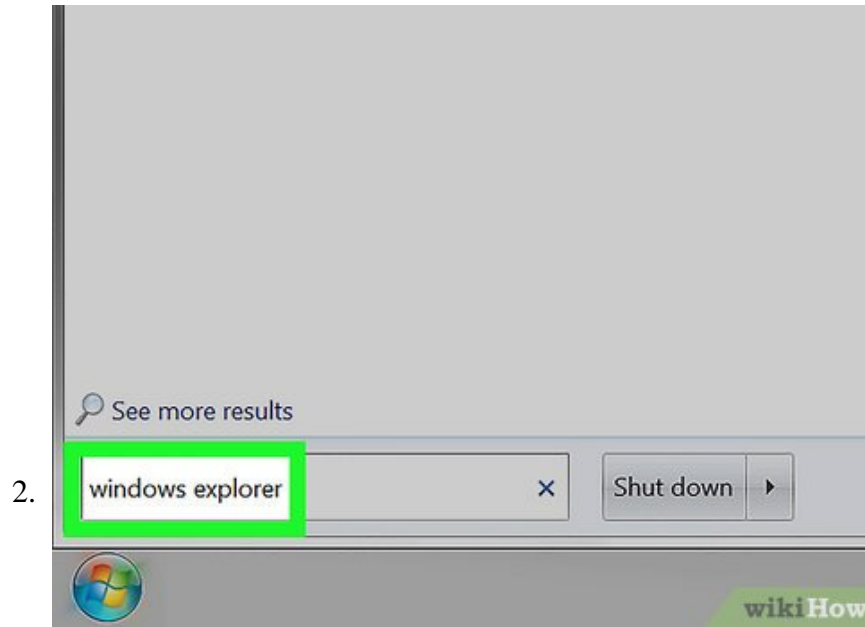
1.



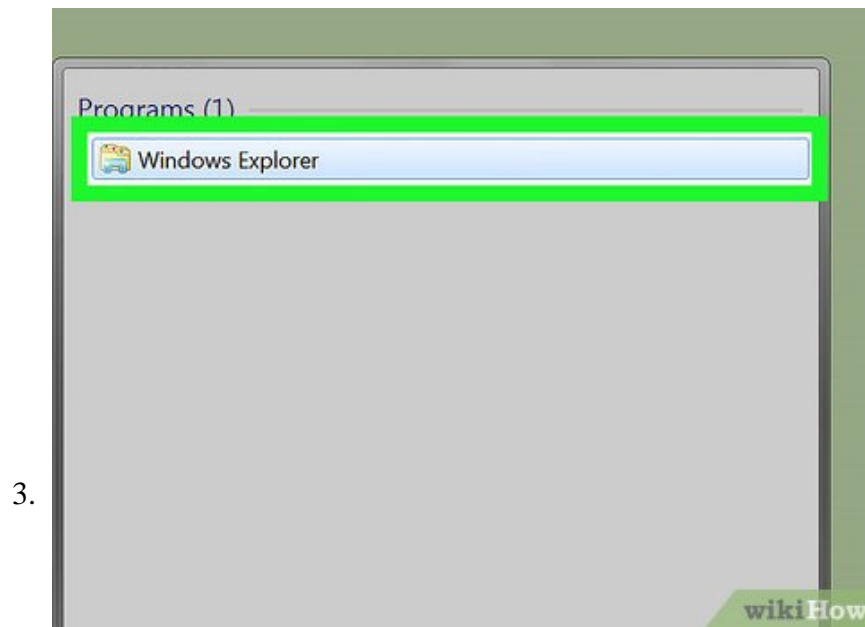
Open the Start menu



. Click the Windows logo in the bottom-left corner of the screen or press the **Win** key.



Type **windows explorer** into Start. You should see a folder icon appear at the top of the Start window.



Click

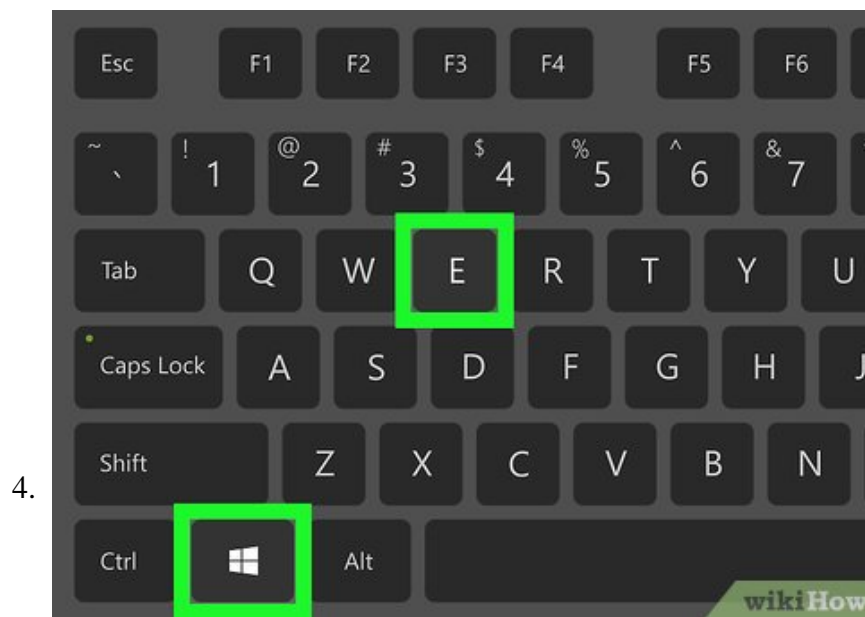


Windows Explorer. It's the folder-shaped icon at the top of the Start window. Doing so will open the Windows Explorer app.

1. With Windows Explorer open, you can "pin it" to your taskbar which will allow you to launch Windows Explorer with a single click. **Right-click** the Windows Explorer icon



at the bottom of the screen, then click **Pin to taskbar**.



Consider alternative ways of opening Windows Explorer. A few different ways are:

1. Press **Win + E**.
2. Click Start



, then click .

You finished reading the article "**How to Open Windows Explorer**" edited by the [TipsMake](#) team. We hope this article has provided you with many useful tech tips and tricks. You can search for similar articles on tips and guides. Thank you for reading and for following us regularly.