

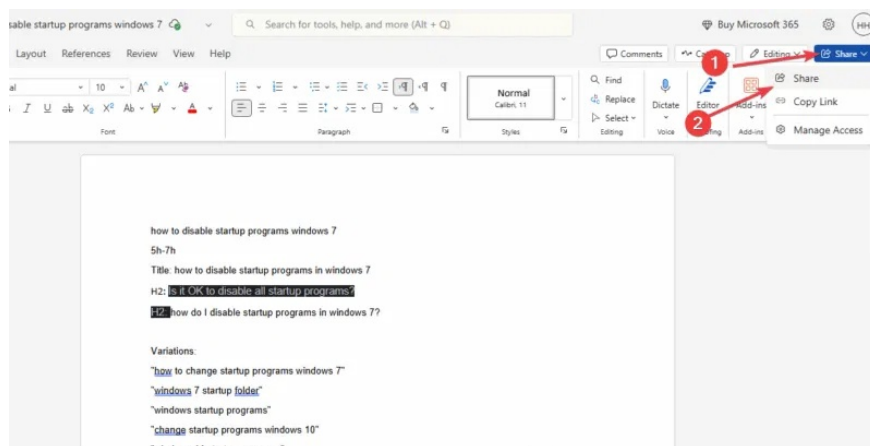
How to Open Shared Files on Android Without a Microsoft Account

Microsoft's new feature makes it easy to open shared files on Android anonymously without having to log in to your account.

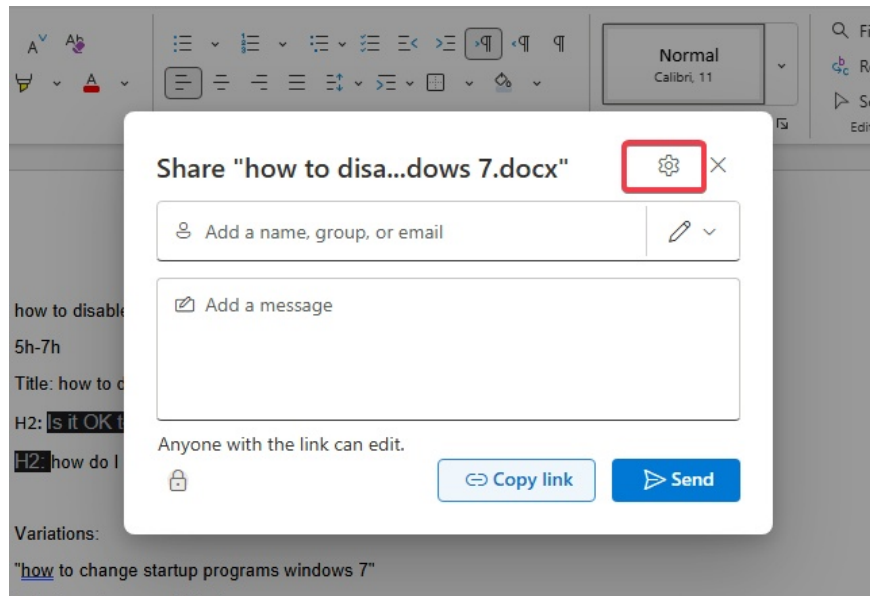
Microsoft's new feature makes it easy to open shared files on Android anonymously without having to log in to your account. With this feature, Microsoft is making life easier for Android users and improving collaboration at work, as you can open Word, Excel, or PowerPoint documents without having to sign up for the Microsoft ecosystem. The following article will guide you through the steps to use this new feature without any hassle.

How to share files in Microsoft 365 on Android

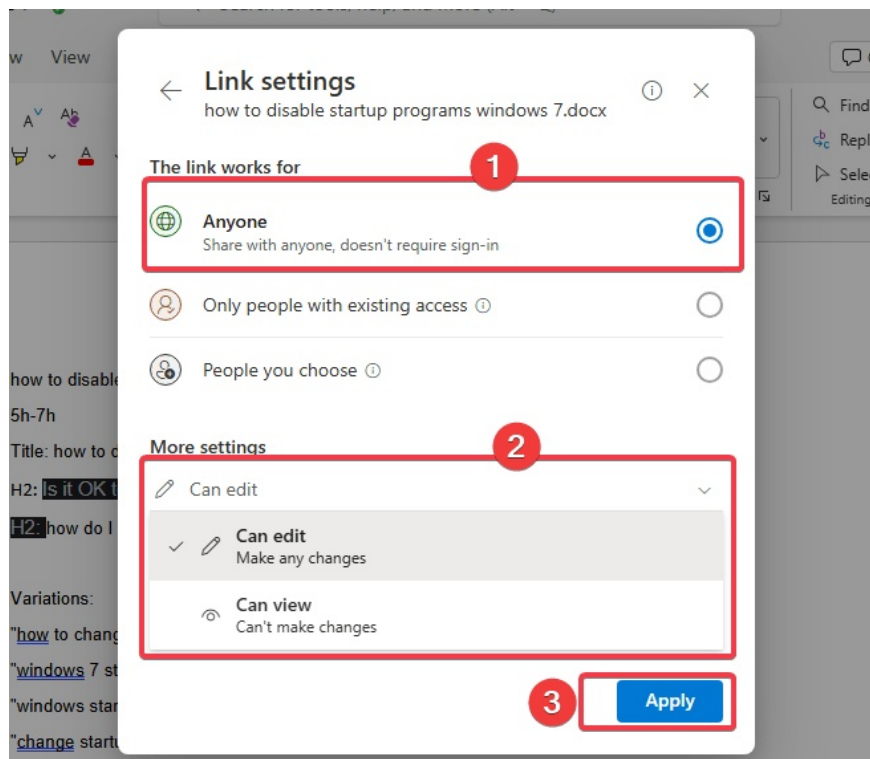
Open a Microsoft Word , Microsoft Excel , or Microsoft PowerPoint file and click the **Share** button in the upper right corner.



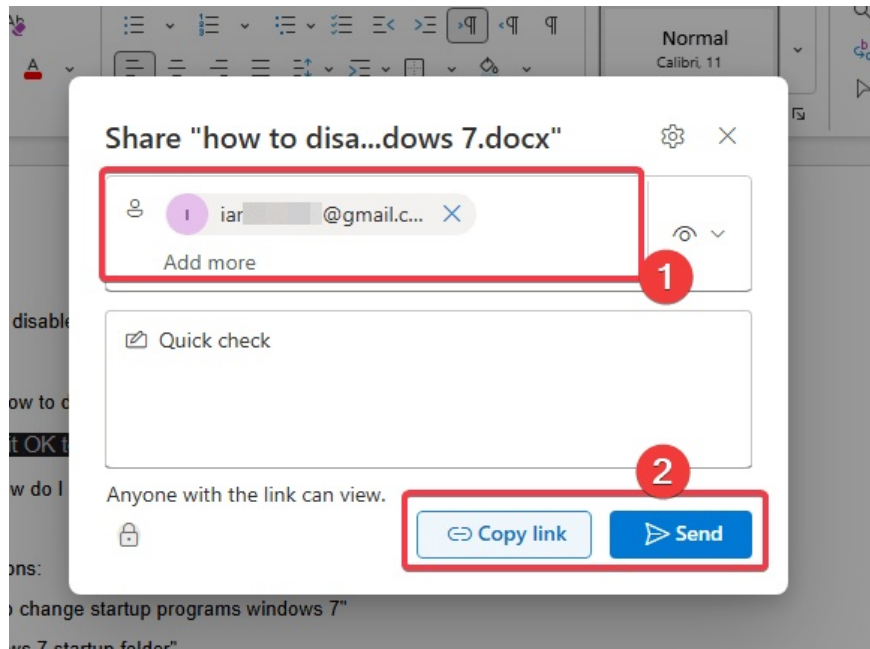
Select **Link Settings** .



Select **Anyone** . Under More Settings, select **Anyone with the link can view** or **Anyone with the link can edit** . Then, click **Apply** to confirm the settings.



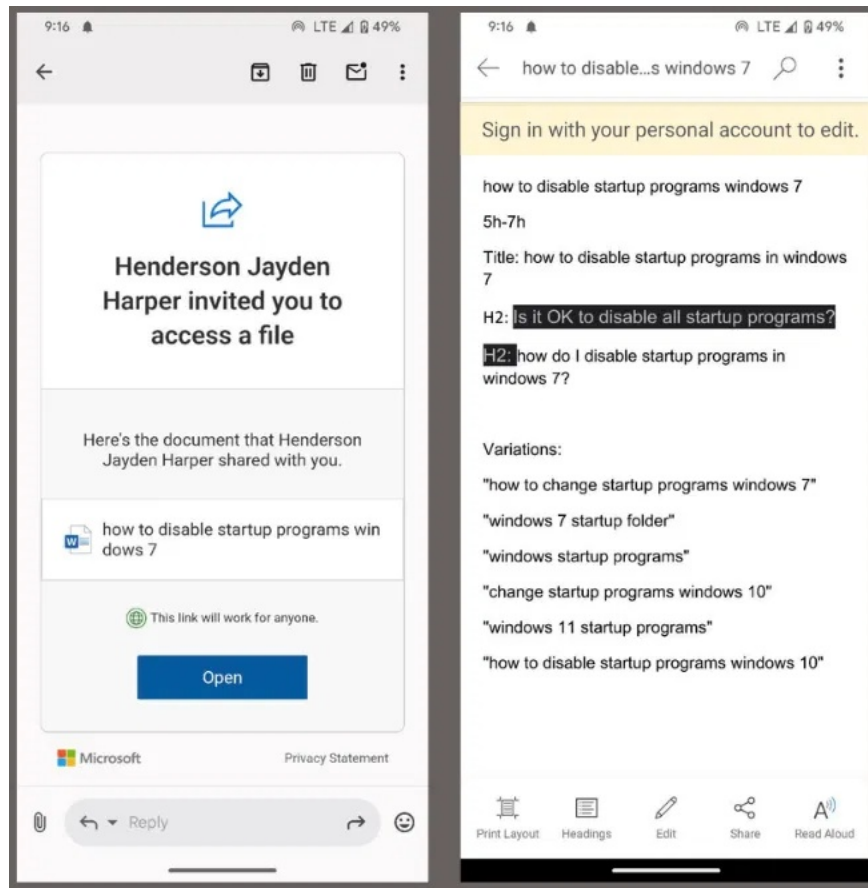
Enter the recipient's email and tap **Send** or copy the link to manually share via text message or social media app.



Open shared files on Android anonymously

To open a shared Office file on Android anonymously, receive a link via email, text message, or any messaging app.

Tap the link to open it. The link will open directly in your Microsoft 365 app or the specific Office app for the document. Depending on your permissions, you can view or edit the file.



Note : Try these tips to stay secure and protect your privacy on Android when receiving files from untrusted sources.

Quick tips for a smooth experience

1. To easily open shared files on Android anonymously, download the file for offline access, if the sharer allows it.
2. Use Microsoft 365 apps because you can save space and access all types of files.
3. Ask the sender to adjust their sharing settings if you can't view or edit the file.
4. While you can view documents anonymously, consider creating a free Microsoft account for additional features like editing or cloud storage.

If you like free features, you can learn why a Microsoft 365 subscription might be worth it.

Opening shared Office files on Android anonymously is easy with Microsoft's latest update. You can easily access documents, spreadsheets, and presentations without a Microsoft account. Try it out and let us know your results in the comments below!

You finished reading the article "**How to Open Shared Files on Android Without a Microsoft Account**" edited by the [TipsMake](#) team. We hope this article has provided you with many useful tech tips and tricks. You can search for similar articles on tips and guides. Thank you for reading and for following us regularly.