


# How to open many frequently used websites at once with just one click on Chrome

If you often work or play multiple websites at the same time, this will help you access them all in a flash.

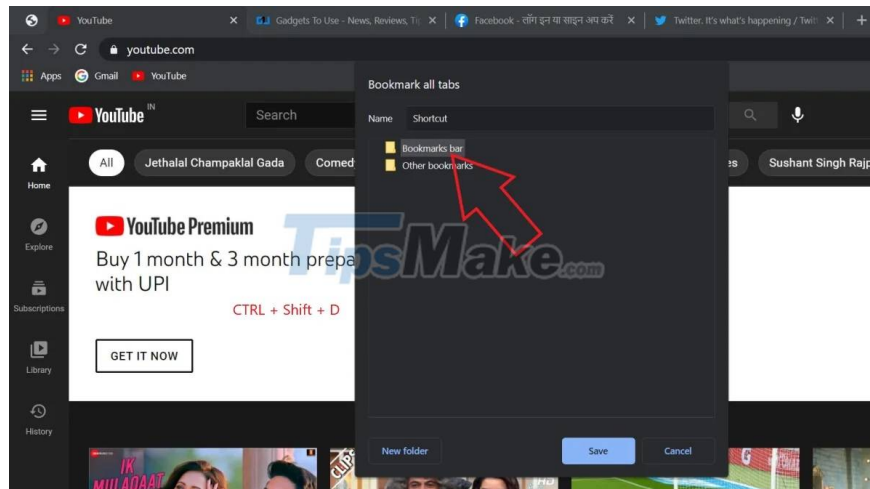
Google Chrome has a dedicated bookmarks bar where you can save your favorite websites and access them with one click.



This way will save you from having to type the address of each website to get to work without losing much time. To do this you need to follow these steps:

Open all the websites you visit in the Chrome browser;

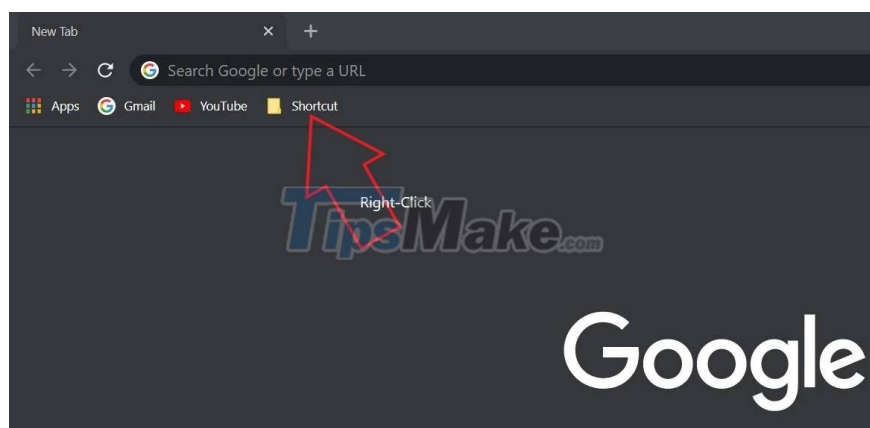
Step 1: Press CTRL + Shift + D on your keyboard to create a folder;



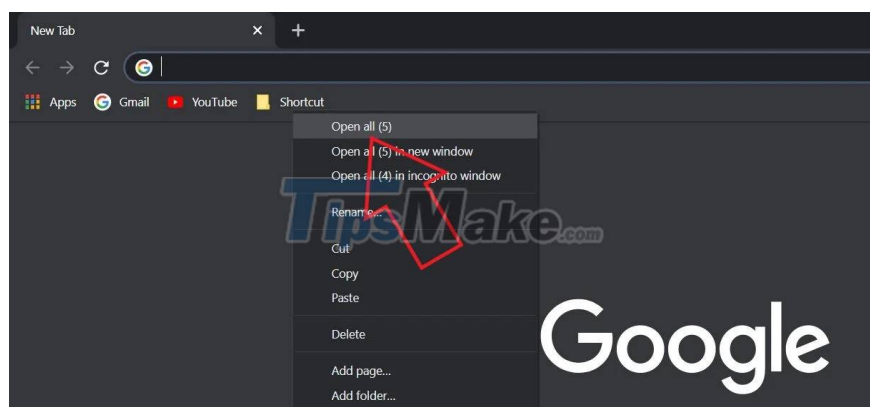
Step 2: Enter a name of your choice, select Bookmarks Bar and press Save.

Step 3: Now you will see the bookmarks folder you just created in the bookmarks bar.

Step 4: Right click on the bookmarks folder in the top bar.



Step 5: Click 'Open All' to open all websites in one go.



Step 6: You can also tap on 'Open all in a new tab' if you want to open them in a separate window.

Thus, with just a few simple steps, you have created a shortcut to quickly open the website you frequently use, saving more time.

You finished reading the article "**How to open many frequently used websites at once with just one click on Chrome**" edited by the [TipsMake](#) team. We hope this article has provided you with many useful tech tips and tricks. You can search for similar articles on tips and guides. Thank you for reading and for following us regularly.