

## How to open HEIC file on Windows

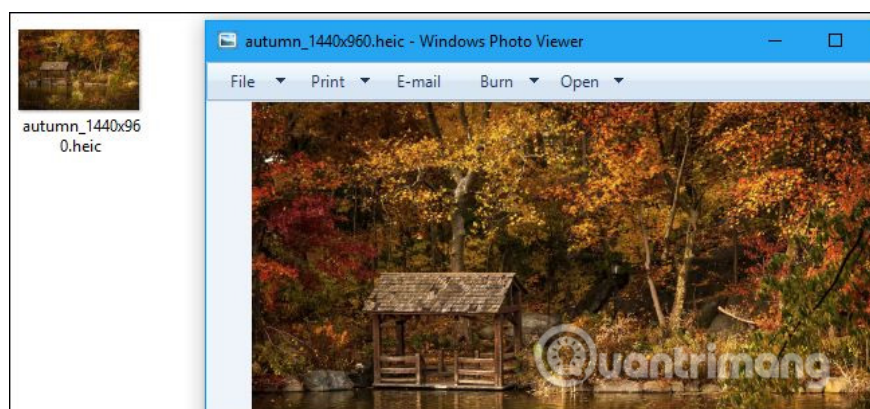
Now, Apple's iPhone and iPad take pictures in HEIF format and these photos will have a tail .HEIC. Windows does not support HEIC files, but there is a way to view or convert them to standard JPEG file formats.

Now, Apple's iPhone and iPad take pictures in HEIF format and these photos will have a tail .HEIC. Windows does not support HEIC files, but there is a way to view or convert them to standard JPEG file formats.

1. HEIF - New image format will take the throne?

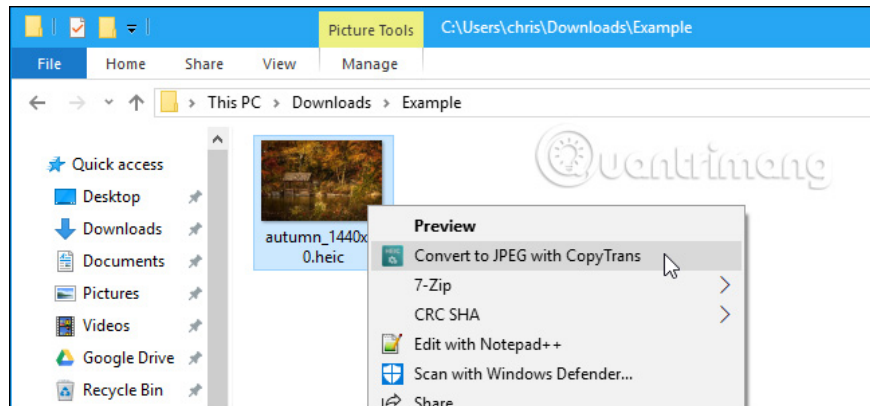
## How to open HEIC file on Windows

No need to use conversion tools, you just need to download and install CopyTrans HEIC for Windows software. This tool fully supports HEIC images on Windows. You'll see thumbnails of HEIC files in File Explorer on Windows 10 (or Windows Explorer on Windows 7), and they'll open in the standard Windows Photo Viewer. With this tool, you can also insert HEIC files directly into Microsoft Office applications.



Although you are still using third-party software, you will not feel that you are using them because just double-clicking the HEIC file to open them, the operation is very simple. If you don't see the thumbnail after installing this software, you may have to restart your computer or log out and log back in.

In addition, the tool also converts to JPGE file by right-clicking on the .HEIC file and selecting " **Convert to JPEG** ". And the HEIC file will be converted to JPEG format now in the same folder. JPEG files are more widely supported, so this feature makes it easier to share HEIC images with others or upload different applications.

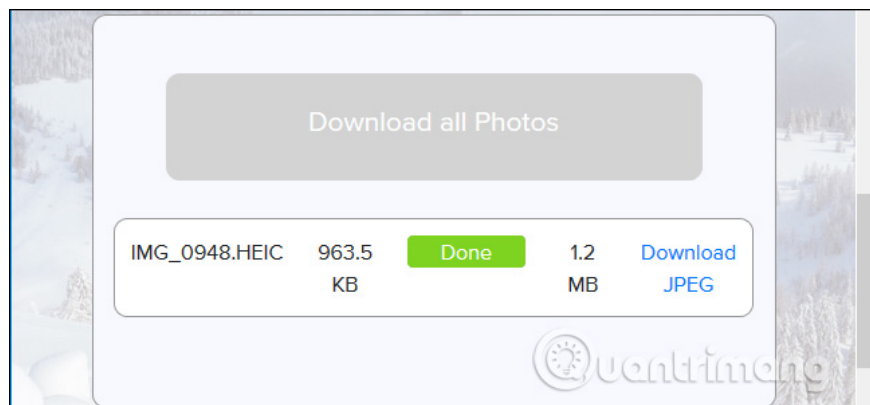


## How to convert HEIC file to JPEG

If you don't want to install any software, you can use the online converter. Just download the .HEIC file and wait for the conversion and download of the JPEG file.

**Warning** : Although the website below works well, you should not upload personal photos (or important documents that contain financial, business or video data) on online conversion tools. If the image has sensitive content, it's best to leave it on the computer.

If you want to convert quickly, just go to [heictojpg.com](http://heictojpg.com) and upload photos, you can download 50 photos at once by dragging and dropping one or more HEIC files from your computer to the website.



In the future, hopefully more applications, including Windows 10 from Microsoft and Adobe Photoshop, will receive support for HEIF and HEIC files. Now, you will have to rely on third-party tools.

I wish you all success!

See more:

1. Instructions on how to turn off HEIF image format on iOS 11
2. 3 tools to read DMG file extensions on a free Windows PC
3. How to view and open Gif images on Windows?

You finished reading the article "**How to open HEIC file on Windows**" edited by the [TipsMake](#) team. We hope this article has provided you with many useful tech tips and tricks. You can search for similar articles on

tips and guides. Thank you for reading and for following us regularly.

---