

# How to open CSV file when Microsoft Excel is not installed

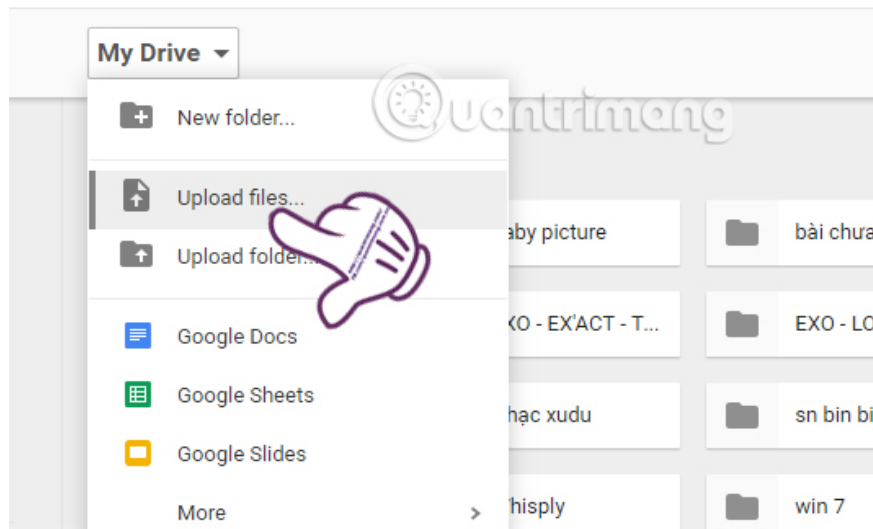
For those cases where you don't have Microsoft Excel installed and want to read and edit the CSV file, we can open the file via the online Google Sheets application.

For those who do office work, the Microsoft Office toolkit is an effective assistant for users. Especially with a CSV data file, text format to transfer data from another database or spreadsheet between different applications, you need to open with Microsoft Excel.

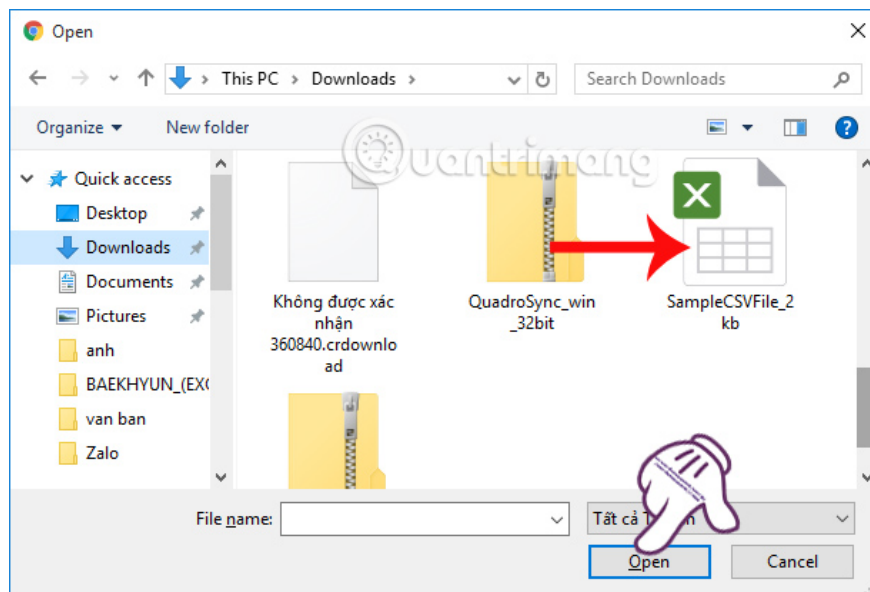
So if your computer does not have Excel installed, how can you open and edit CSV data files? In the following article, we will show you how to open CVS file without Excel using the online Google Sheet application.

## Step 1:

First of all, you log in to your Google Drive account. Then, in the main interface, click **Upload files** .

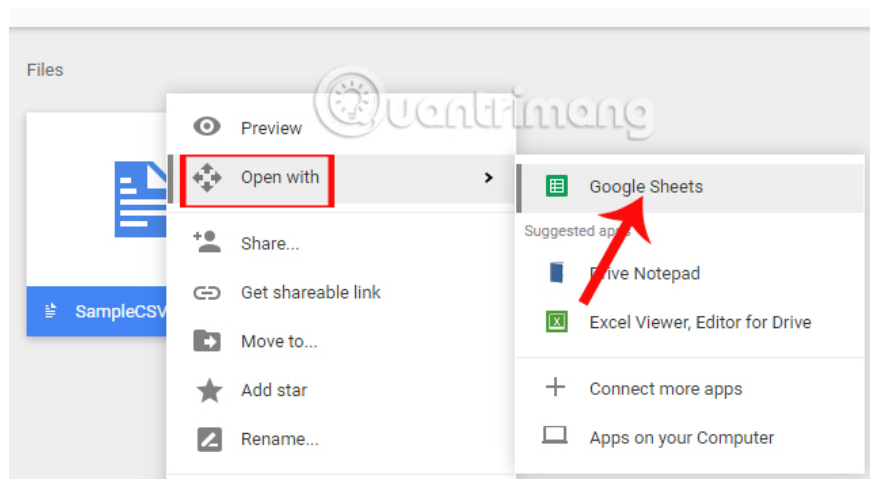


Next go to the folder on the computer containing the **CVS file** you want to open, click on the file and then **click Open** to upload the file to Google Drive.



## Step 2:

Immediately after downloading the CSV file to Google Drive successfully, you **right-click on the CSV file** and select **Open With> Google Sheets** .



## Step 3:

Soon the **CSV data file has been opened on Google Sheet** . Now you can edit content, perform calculation formulas with CSV data sheets right on Google Sheets like SUMIFF, SUM, Vlookup, . similar when we do on Excel.

	A	B	C	D	E
3		3 Cardinal Slant-D	Barry French	293	46.71
4		4 R380	Clay Rozendal	483	1198.97
5		5 Holmes HEPA A	Carlos Soltero	515	30.94
6		6 G.E. Longer-Life	Carlos Soltero	515	4.43
7		7 Angle-D Binders	Carl Jackson	613	-54.04
8		8 SAFCO Mobile L	Carl Jackson	613	127.7
9		9 SAFCO Commel	Monica Federle	643	-695.26
10		10 Xerox 198	Dorothy Badders	678	-226.36

Very simple right ?! With just a few simple steps, we can open and edit CSV files when not using Microsoft Excel, via Google Sheets online. You can also apply this method when you want to edit a document on Google Docs, if you do not have Microsoft Word installed on your computer.

### Refer to the following articles:

1. How to fix Vietnamese error when opening CSV file in Excel
1. Summary of expensive shortcuts in Microsoft Excel
1. These are the most basic functions in Excel that you need to understand

**I wish you all success!**

You finished reading the article "**How to open CSV file when Microsoft Excel is not installed**" edited by the [TipsMake](#) team. We hope this article has provided you with many useful tech tips and tricks. You can search for similar articles on tips and guides. Thank you for reading and for following us regularly.