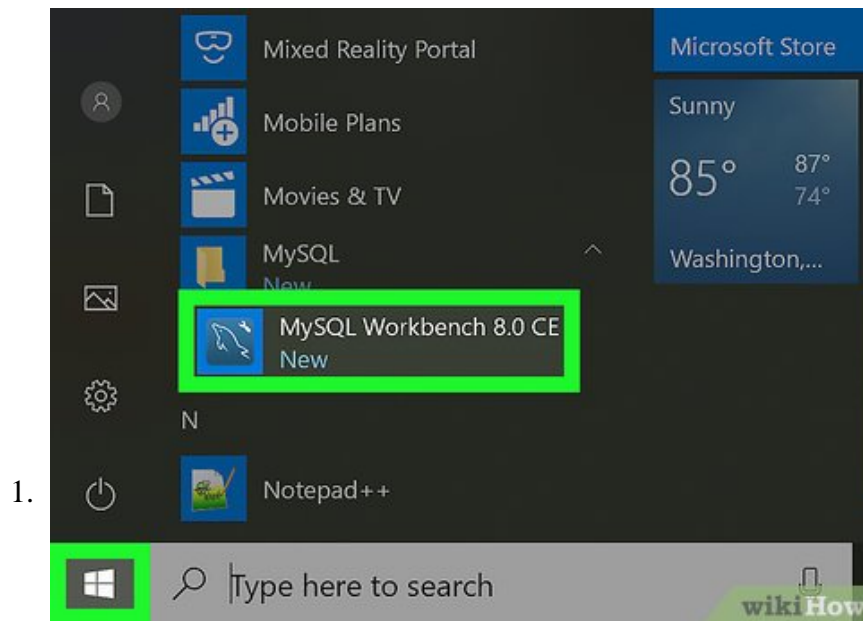


# How to Open an Sql File

This wikiHow teaches you how to open and view the contents of a SQL (Structured Query Language) data file. SQL files contain specific code to modify the contents of a relational database and database structure. You can open a SQL file in...

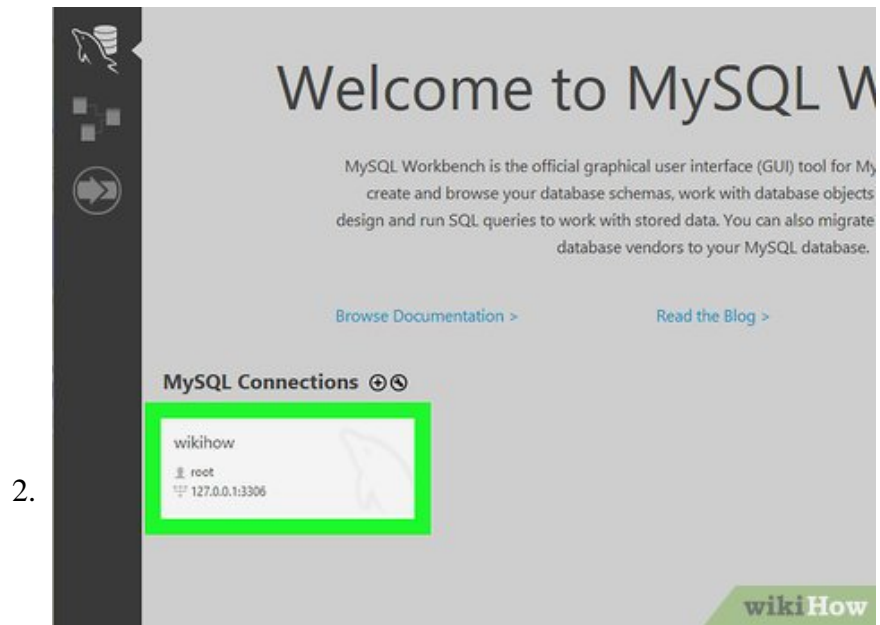
Method 1 of 2:

## Using MySQL Workbench

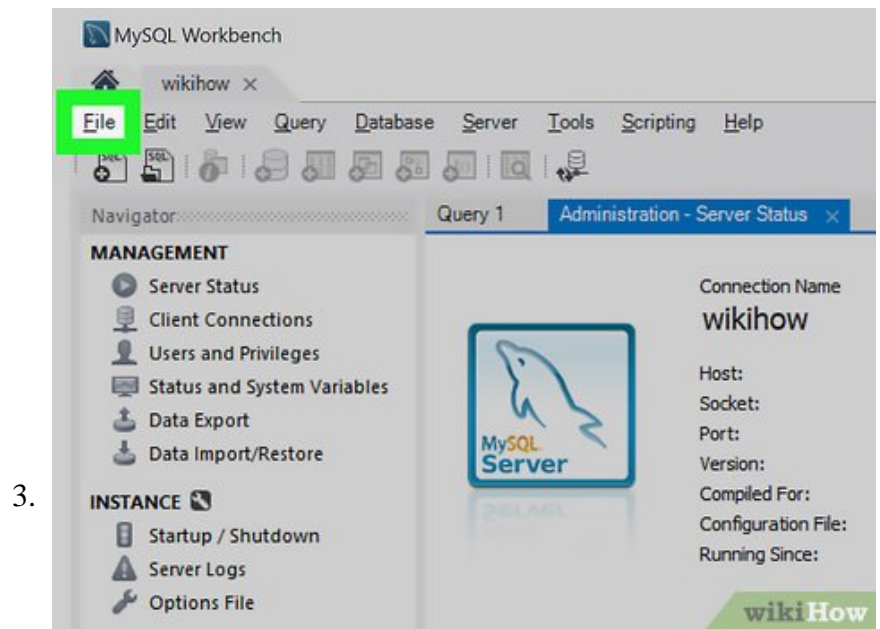


**Open the MySQL Workbench app on your computer.** The MySQL Workbench icon looks like a dolphin in a blue square. You can find it on your Start menu on Windows or in the Applications folder on Mac.

1. If you don't have MySQL Workbench installed on your computer, you can select your system, and download the app installer at <https://dev.mysql.com/downloads/workbench>.

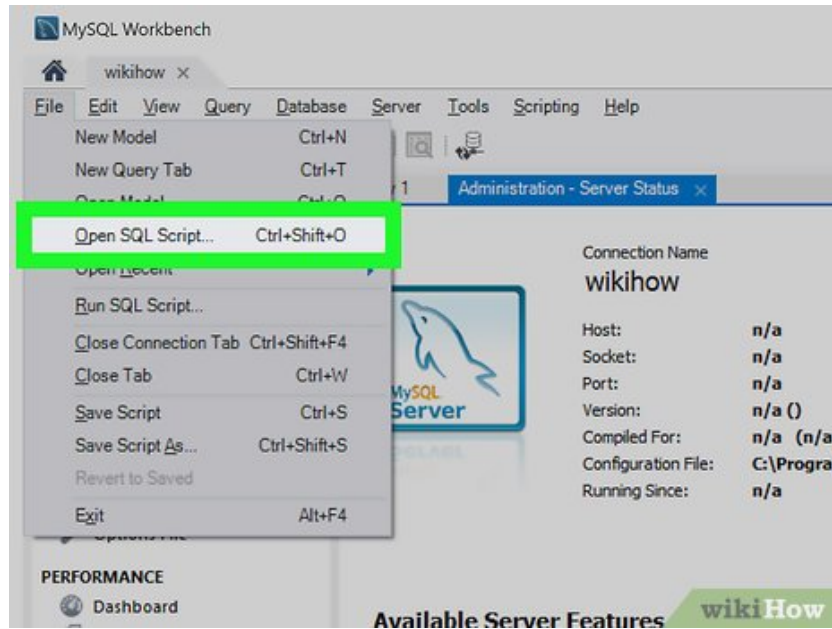


**Double-click a model or database under "MySQL Connections."** You'll find your available model instances here. Just double-click the one you want to use.



**Click the **File** tab on the top-left.** This button is in the upper-left corner of your screen. It will open a drop-down menu.

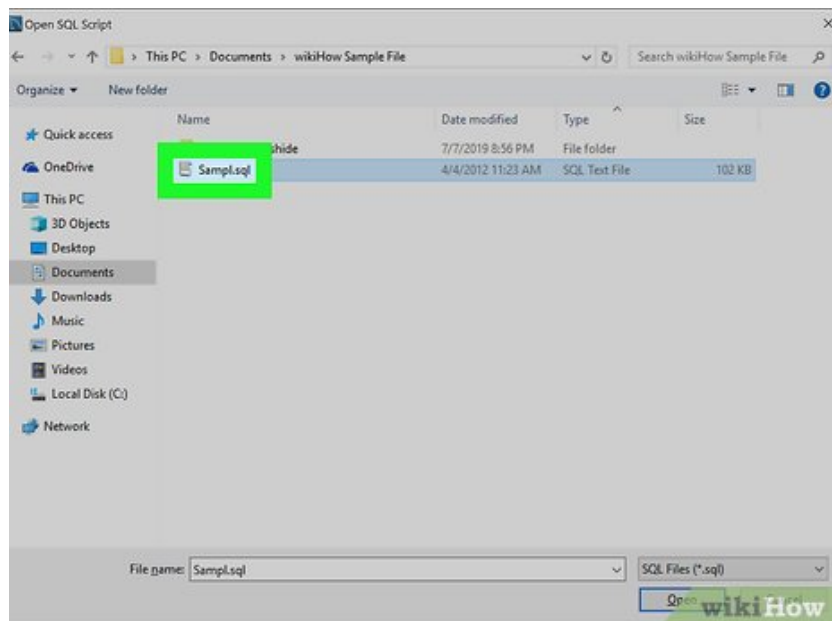
4.



Click **Open SQL Script** on the **File** menu. This will open a new file navigator window, and allow you to select the SQL file you want to open.

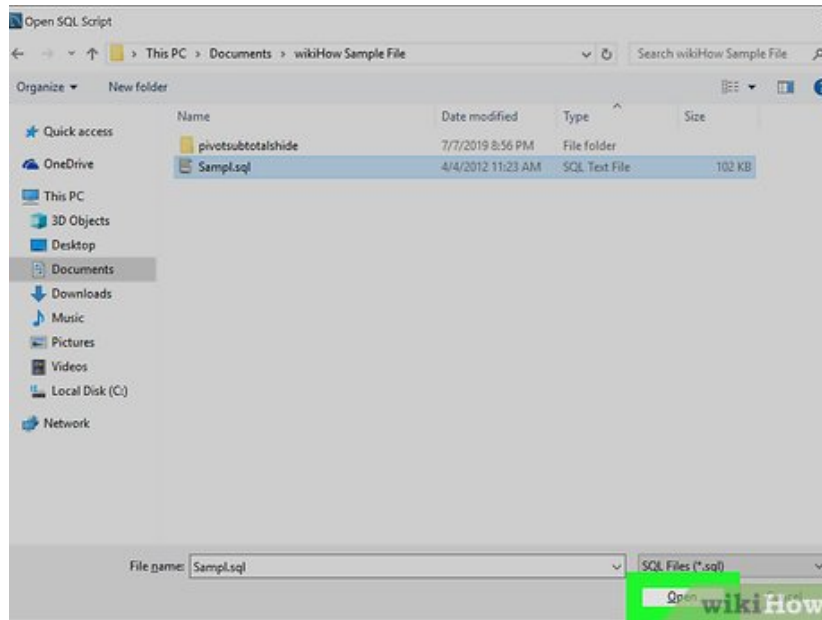
1. Alternatively, press **Ctrl** + **Shift** + **O** (Windows) or **Cmd** + **Shift** + **O** (Mac) on your keyboard.

5.



**Find and click the SQL file you want to open.** Use the file navigator window to find your SQL file, and click on its name to select the file.

6.



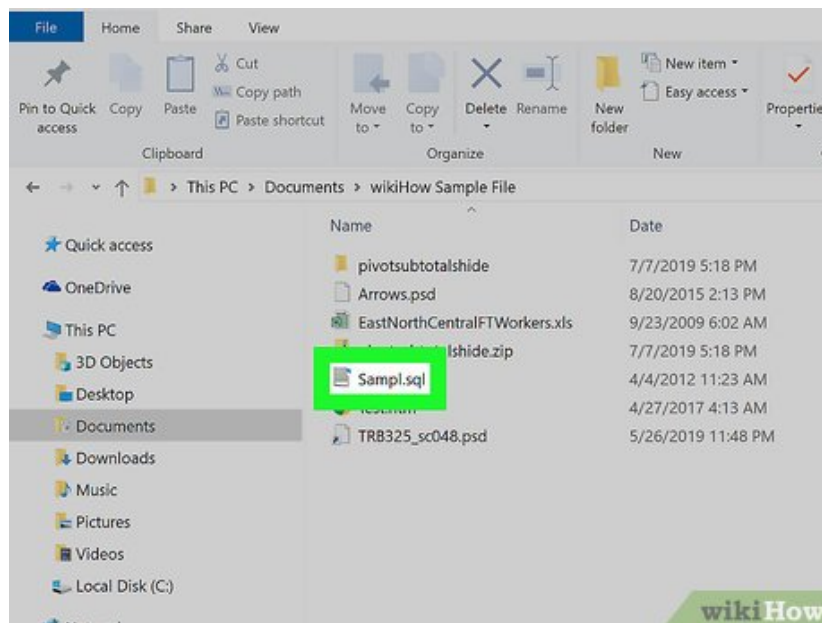
Click **Open** on the bottom-right. This button is in the lower-right corner of the file navigator pop-up. It will open your SQL file's contents in the MySQL Workbench app.

1. You can view and edit your SQL script here.

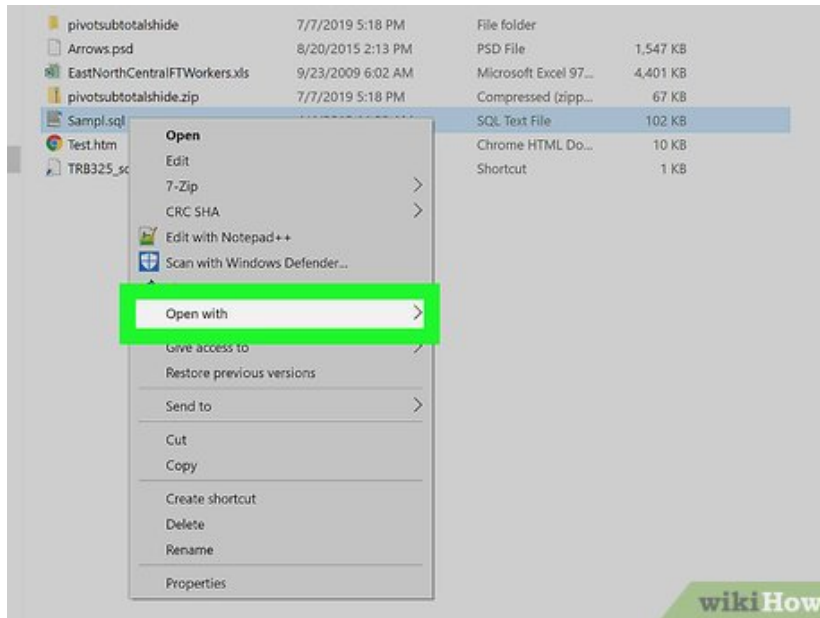
Method 2 of 2:

## Using a Text Editor

1.

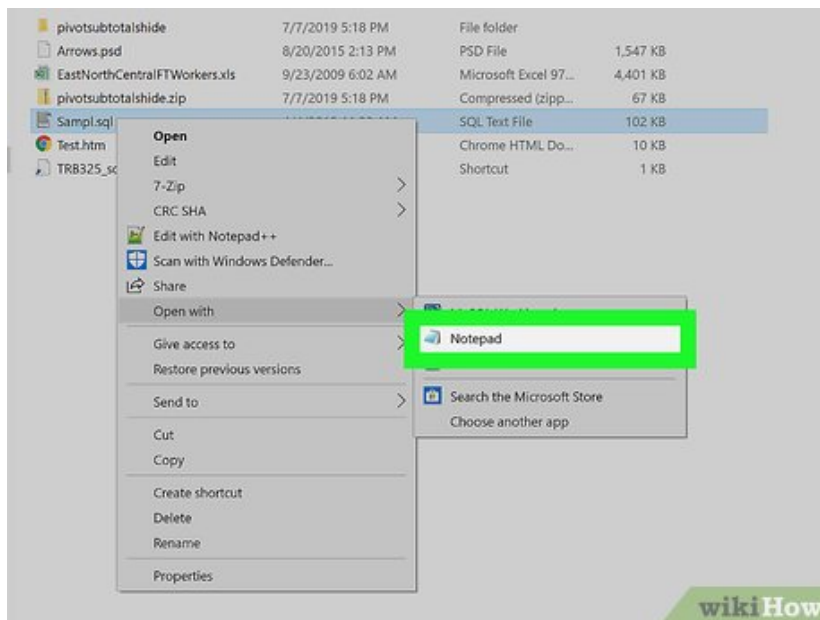


Find and right-click the SQL file. This will open your right-click options on a drop-down menu.



2.

Hover over **Open with** on the right-click menu. This will open a list of recommended applications to open this file.



3.

Select **Notepad** (Windows) or **TextEdit** (Mac). This will open your SQL file in your text editor. You can easily view and manually edit the SQL script in the text editor here.

1. If you don't see Notepad or TextEdit here, click **Choose another app** or **Other** at the bottom. This will open a list of all your applications.

You finished reading the article "**How to Open an Sql File**" edited by the [TipsMake](#) team. We hope this article has provided you with many useful tech tips and tricks. You can search for similar articles on tips and guides. Thank you for reading and for following us regularly.