

How to open an application using the Copilot key on Windows 11

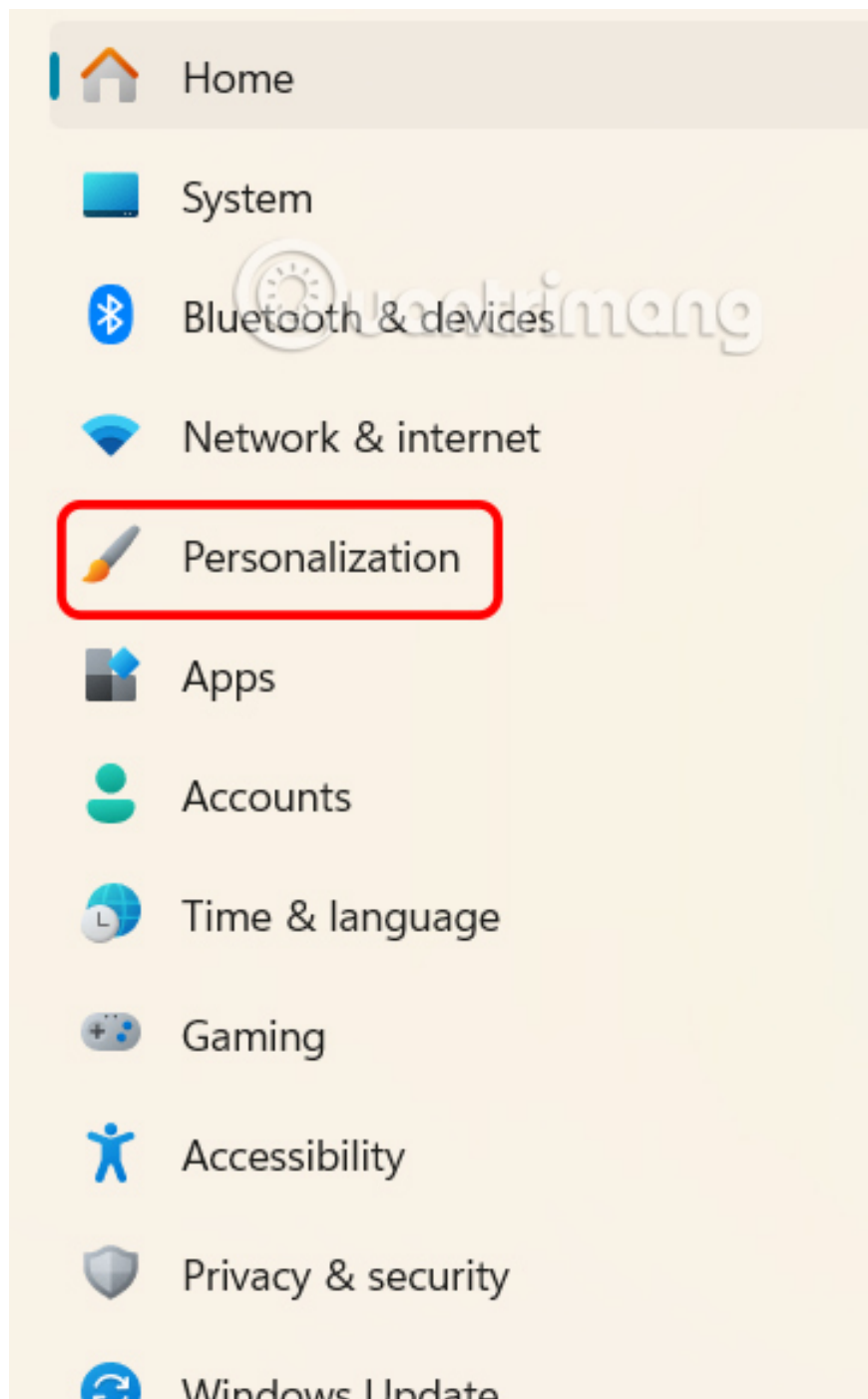
Windows 11 adds the option to change the behavior of the Copilot key to launch different applications installed on your computer.

Windows 11 has an additional option to change the operation of the Copilot shortcut key to launch different applications installed on the computer. Accordingly, users can choose to assign any application to open with the Copilot key as they wish. Below are instructions for opening applications with the Copilot key on Windows 11.

How to open apps using Copilot Windows 11

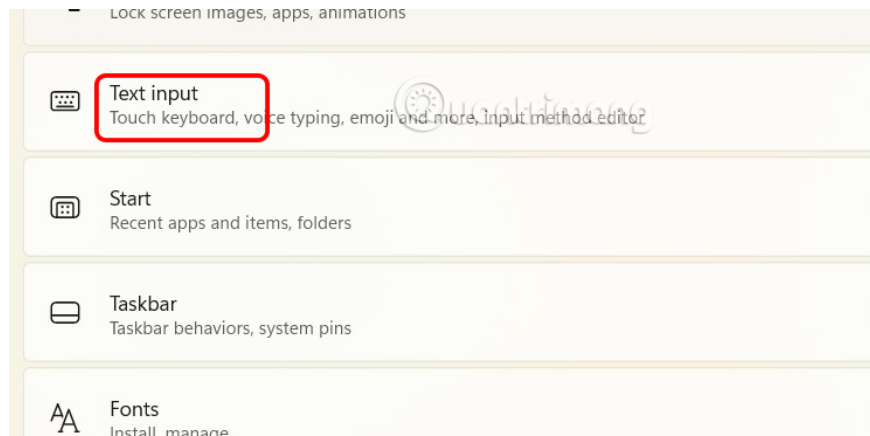
Step 1:

In **the settings interface** on Windows 11, users click on **Personalization** on the left side of the interface.



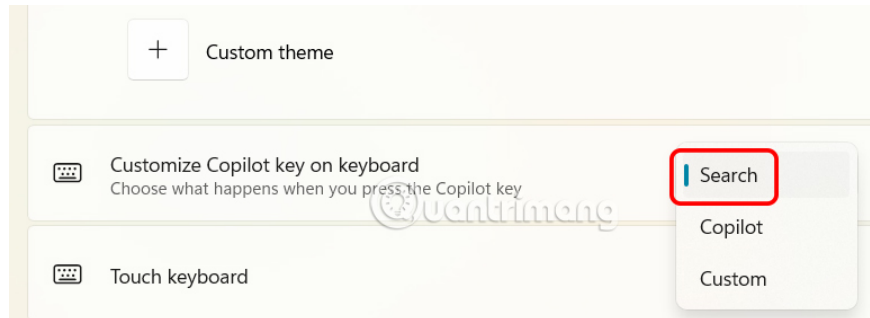
Step 2:

Next, the user **clicks on Text input** in the interface next to it.



Step 3:


Switch to the new interface, we scroll down and click on **Customize Copilot key on keyboard** . Here you **select Search** to switch to search mode.



Or you **click Custom** to display the interface of the list of applications on the computer for you to choose to open with the Copilot key.

You **choose the application** and then **press Select** below.

Select an app



Once the steps are completed, pressing the Copilot shortcut button will launch the specified application.
















How to Restore Copilot Key Settings on Windows 11

First you also click on Text input, then at **Customize Copilot key on keyboard** d select **Custom** .



Now we **click on the Copilot application** and then click Select below to save.

Select an app

-  Power Automate
-  Microsoft Teams (personal)
-  Photos
-  Notepad
-  Microsoft Store
-  Copilot
-  Paint
-  Xbox
-  Terminal
-  News
-  Microsoft Clipchamp
-  Quick Assist
-  Microsoft To Do
-  Dev Home
-  Camera

Select

Cancel

You finished reading the article "**How to open an application using the Copilot key on Windows 11**" edited by the [TipsMake](#) team. We hope this article has provided you with many useful tech tips and tricks. You can search for similar articles on tips and guides. Thank you for reading and for following us regularly.