

How to open a new tab in the background on Safari

From a slightly hidden custom in Setting, you will find a setting that helps you to open a new tab in the background.

Opening links in new tabs on iPhone or iPad has long been extremely simple, just touch, hold a link and then press "**Open in New Tab**". This is always good for users who want to open a new link and still want to keep the current page in use. But sometimes it will be a bit annoying because Safari immediately switches to a new tab and you need to use a few steps to go back to the old tab if you want to continue watching the message you are reading.

Fortunately, from a slightly hidden custom in Setting, you will find a setting that helps you to open a new tab in the background.

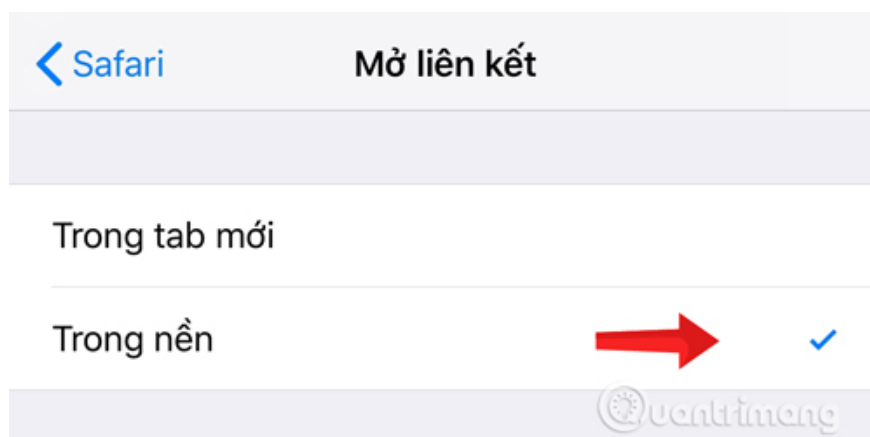
To get started, open the **Settings** application and then select **Safari**.




Next, scroll down and select **Open link** to open the next screen.



The next screen will display two options available to you. Select **In background**.



Now, whenever you touch and hold a link in Safari, you can open the link with the "**Open in background**" option without the screen jumping to a new tab.



Các “chiến trường đấu code” và cơ hội việc làm dành cho bạn


Ái Thi

5 giờ trước



<https://quantrimang.com/cac-chien-truong-dau-code-va-co-hoi-viec-lam-danh-cho-ban-161658>

Mở



Mở trong nền

Thêm vào Danh sách đọc

You finished reading the article "**How to open a new tab in the background on Safari**" edited by the [TipsMake](#) team. We hope this article has provided you with many useful tech tips and tricks. You can search for similar articles on tips and guides. Thank you for reading and for following us regularly.