


How to Open a Folder in New Process on Windows

File Explorer freezes when opening too many folders? Running New Process helps separate processes, reducing crashes. Below are instructions to help you open folders in new processes on Windows using Task Manager, CMD.

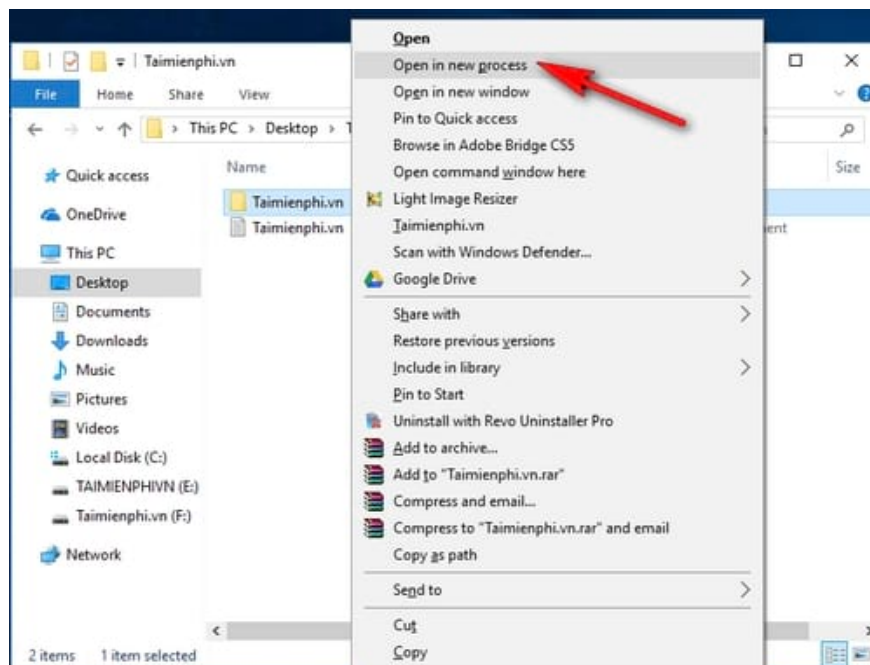
Need to open a folder in New Process to better manage File Explorer? This guide helps to separate processes, reduce crashes on Windows 10, 8, 7 with simple methods.

How to open a folder in New Process

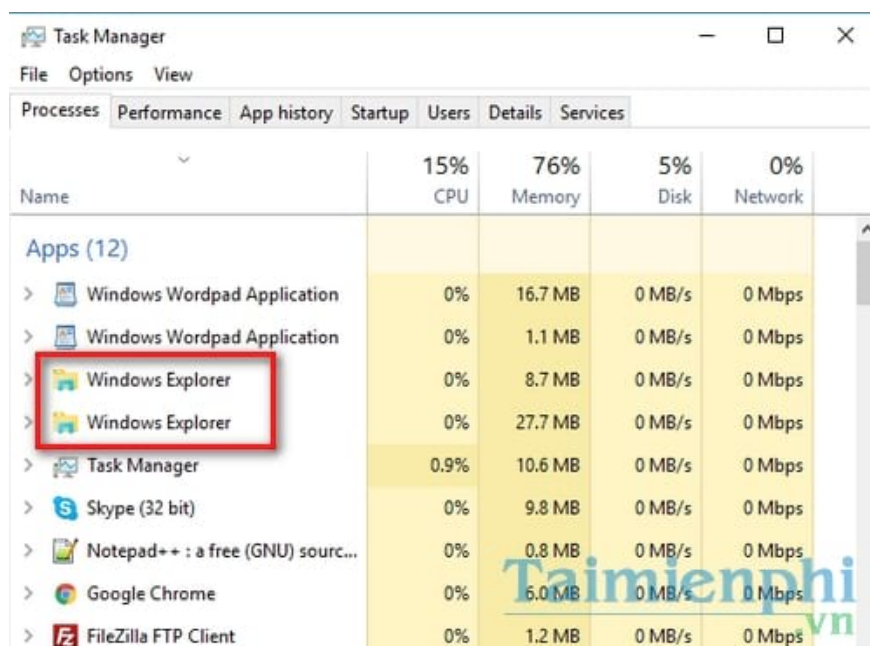
Instead of double-clicking or right-clicking, hold down the Shift key to bring up a new context menu.



On the new context menu, select Open in New Process to open the folder.



Once the new folder has opened in a new window and new process, you can open Task Manager to check that a new Windows Explorer process has appeared.



Opening a folder in New Process helps to separate File Explorer, reducing crashes. If you need to separate a process, try Task Manager, CMD or keyboard shortcuts to optimize the system.

You finished reading the article "**How to Open a Folder in New Process on Windows**" edited by the [TipsMake](#) team. We hope this article has provided you with many useful tech tips and tricks. You can search for similar articles on tips and guides. Thank you for reading and for following us regularly.