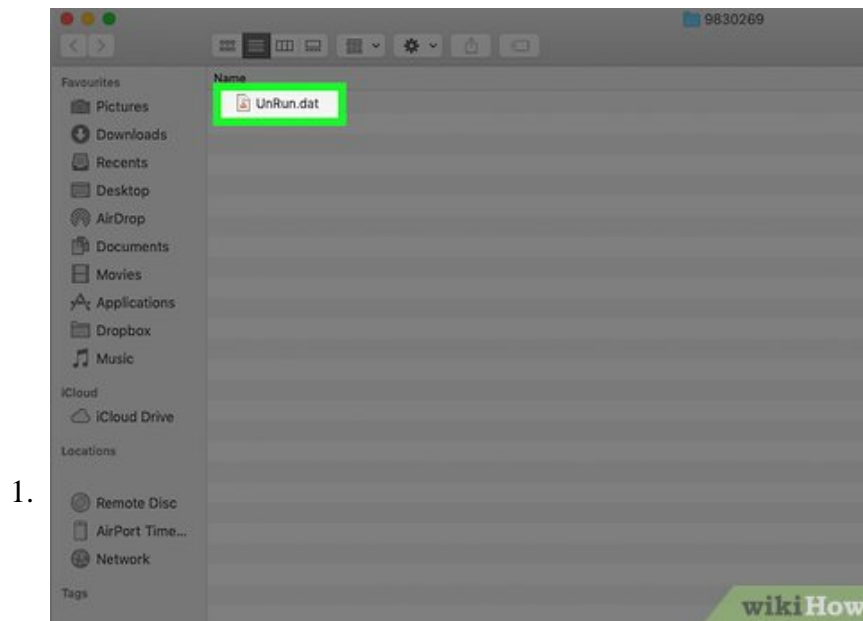


# How to Open a DAT File on Mac

This wikiHow teaches you how to open DAT files on Mac. DAT files are used by a wide variety of programs to store data. The data they store can be text, graphics, video, or binary data. Because DAT files have such broad functionality, it...

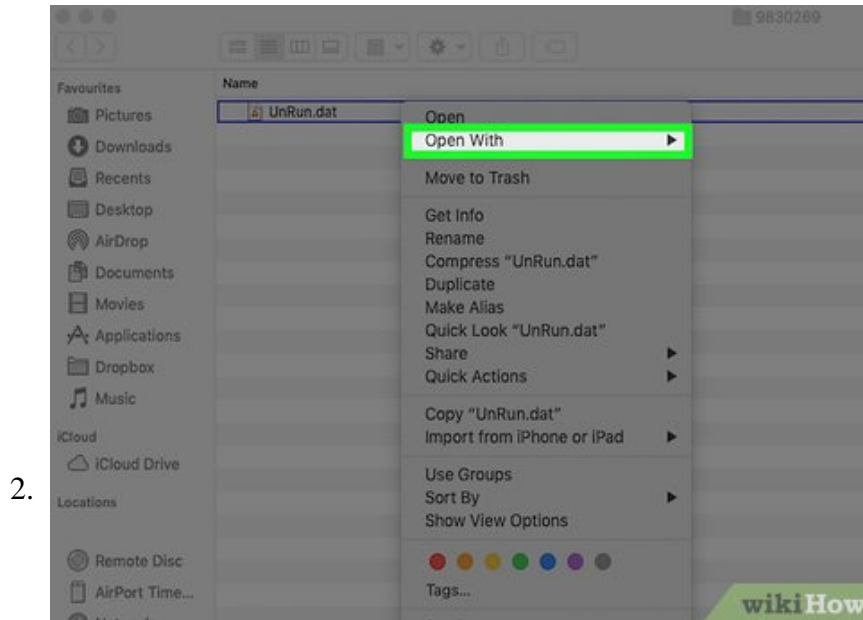
Method 1 of 2:

## Using TextEdit

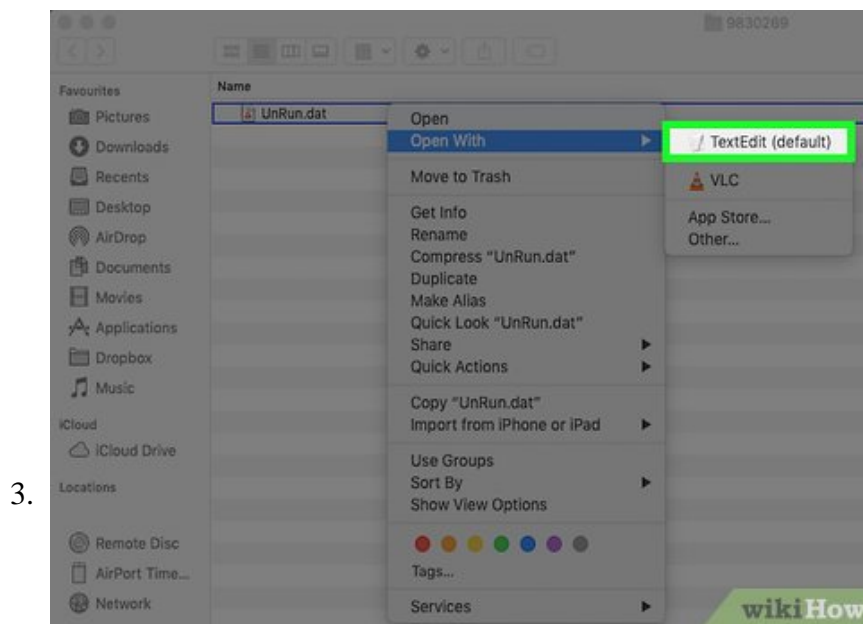


**Right-click the DAT file.** Right-clicking a file will display a pop-up menu for that file.

1. If you are using an Apple Magic Mouse or a Macbook with a trackpad, you can right-click by clicking with two fingers on the trackpad or magic mouse.

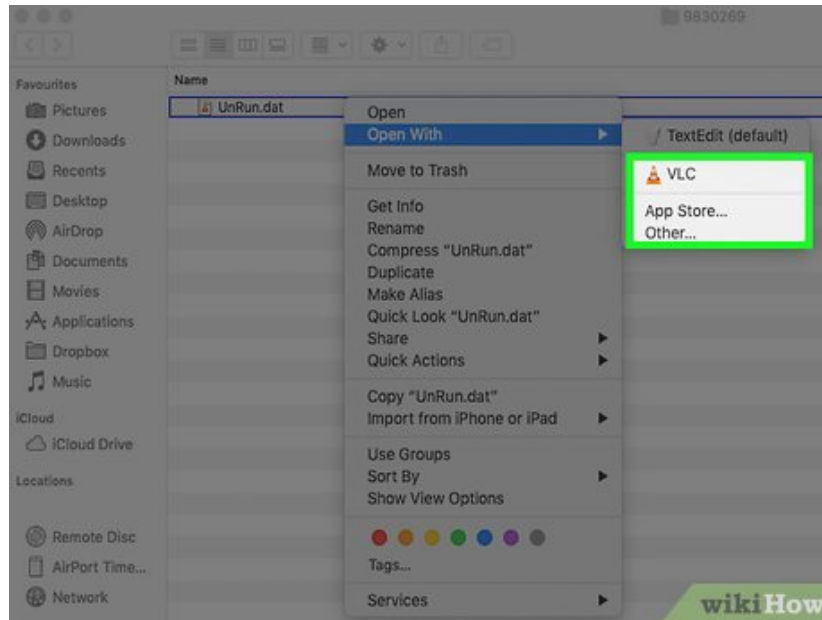


Hover the over **Open With...**. This will display a list of applications that the file can be opened up with.



Click **TextEdit**. TextEdit can read most text-based files on your computer. You may be able to read the text to ascertain what program the DAT file is used in. If TextEdit cannot open the DAT file, it probably isn't a text-based file. Some DAT files are locked and cannot be manipulated.

4.

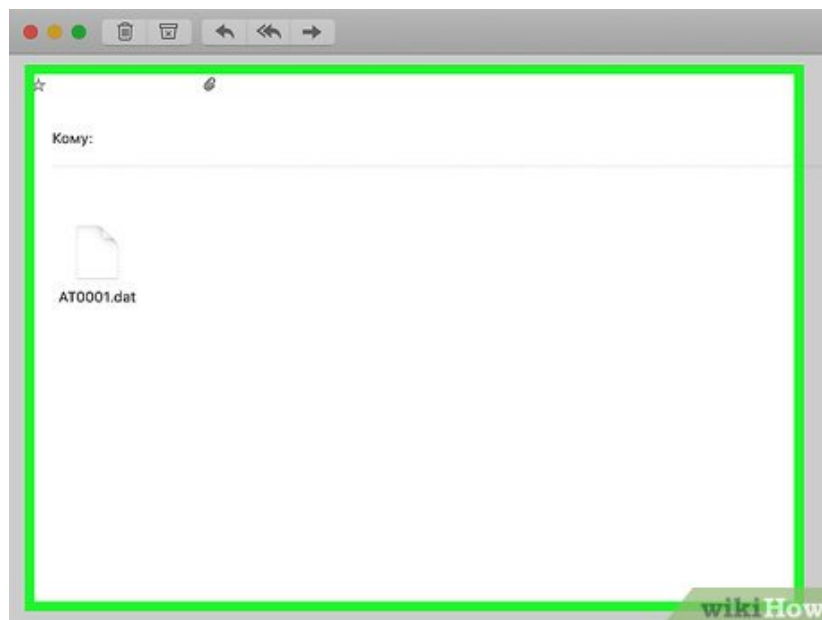


**Look for any text mentioning the program it might be associated with.** DAT files have no set structure or layout and are often lines of code or instructions meant for a specific program. If you see mention of any software, there is a good chance that the DAT file was intended to be used with that program. Try opening the DAT with from the program mentioned.

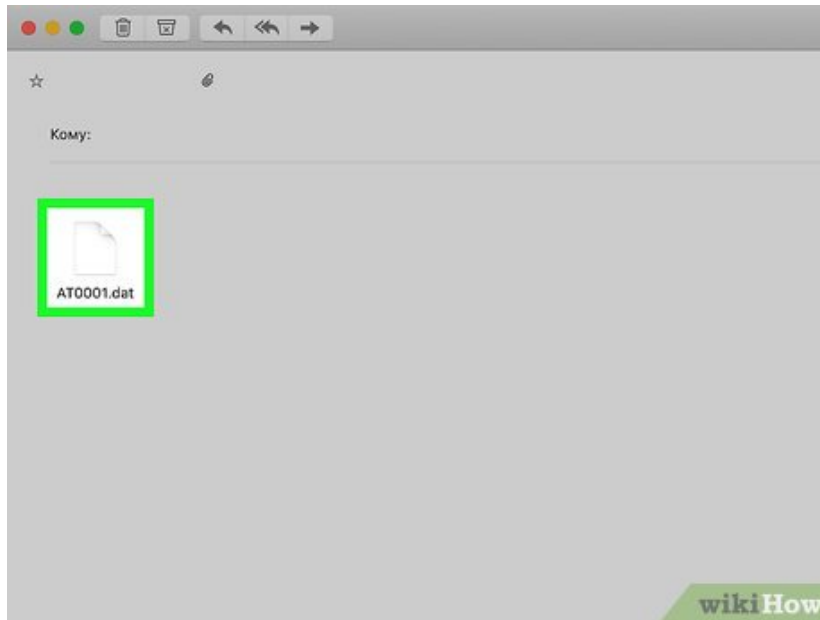
Method 2 of 2:

## Opening a Winmail.dat or ATT0001.dat File

1.



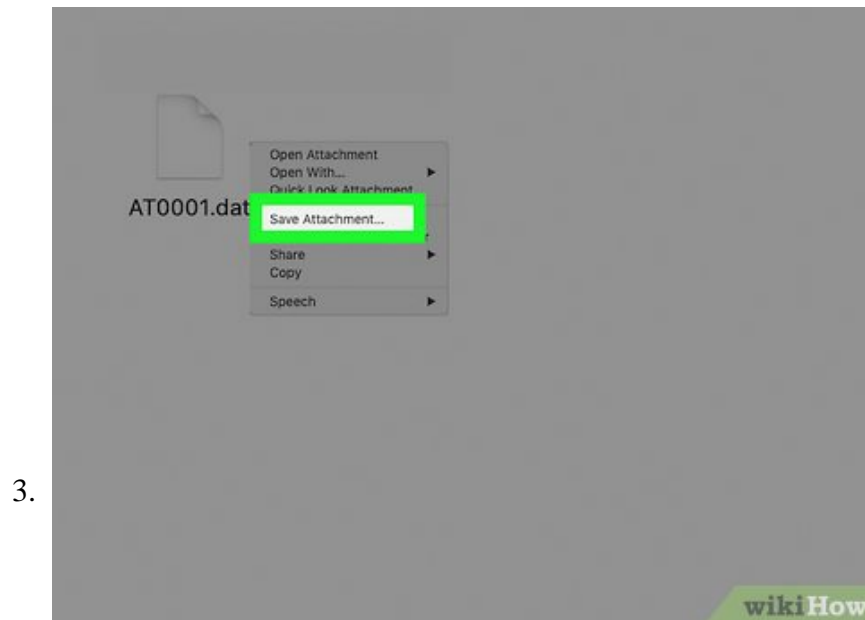
**Open the email with the attachment.** Winmail.dat and ATT0001.dat files are usually email attachments from Microsoft email clients like Outlook that aren't properly formed.



2.

**Click**

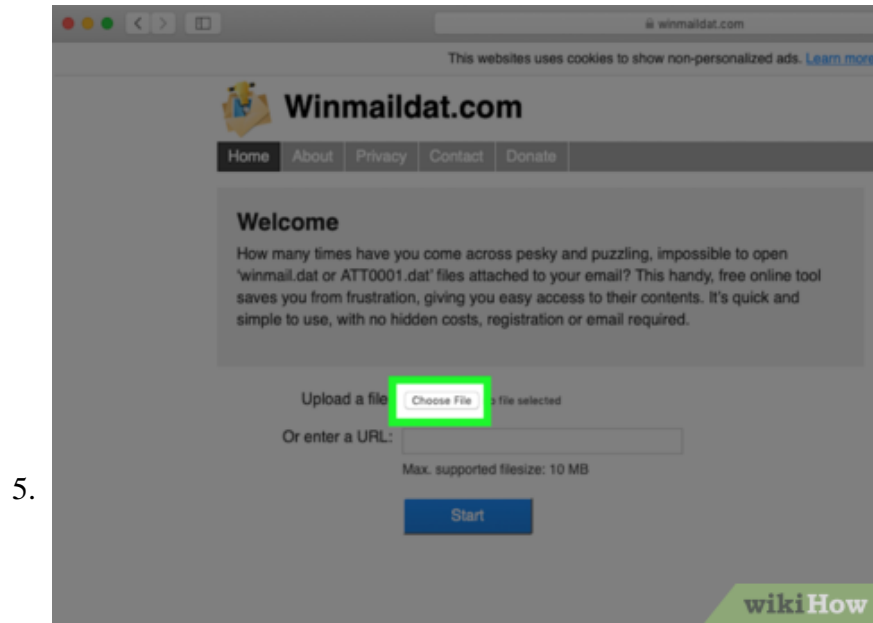
**next to the attachment.** This will display a drop-down menu with some options for the attachment.



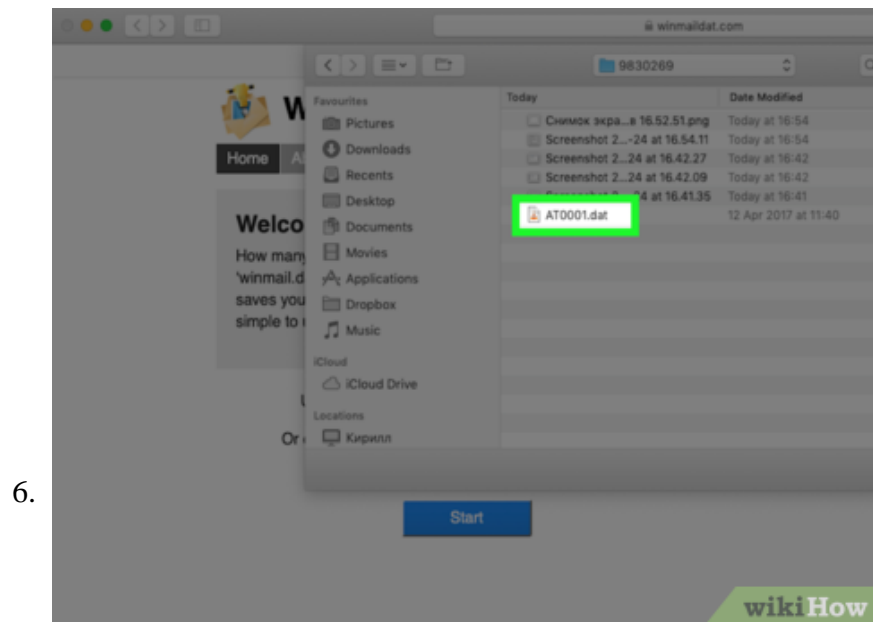
Click **Save As**. This will remove the attachment from the email and save it to your computer.



Go to <http://www.winmaildat.com> in a web browser. You can use any web browser. Safari is the app that has a blue image that resembles compass.

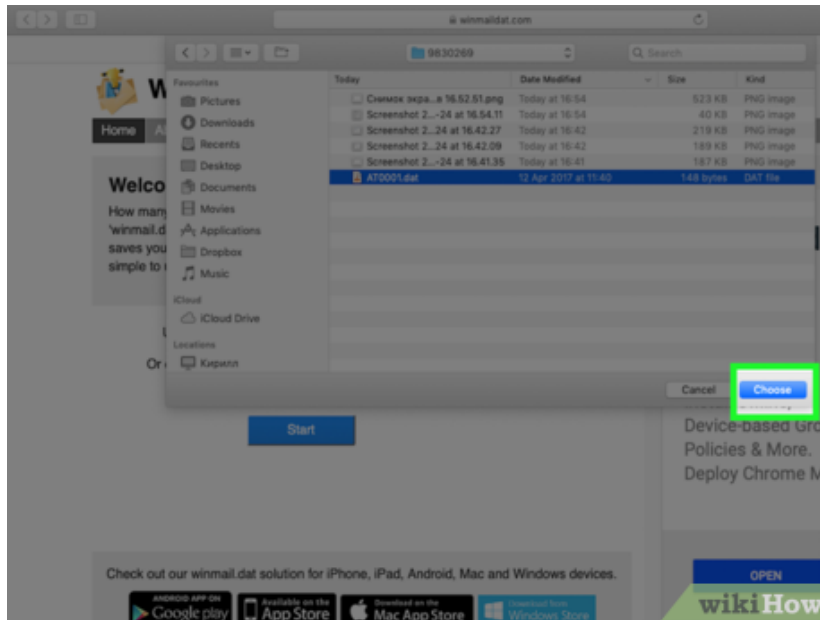


Click **Choose File**. It's the button next to "Upload a file" on the winmaildat.com page. This will open a file browser window that you can use to browse files and folders on your Mac and select a file.



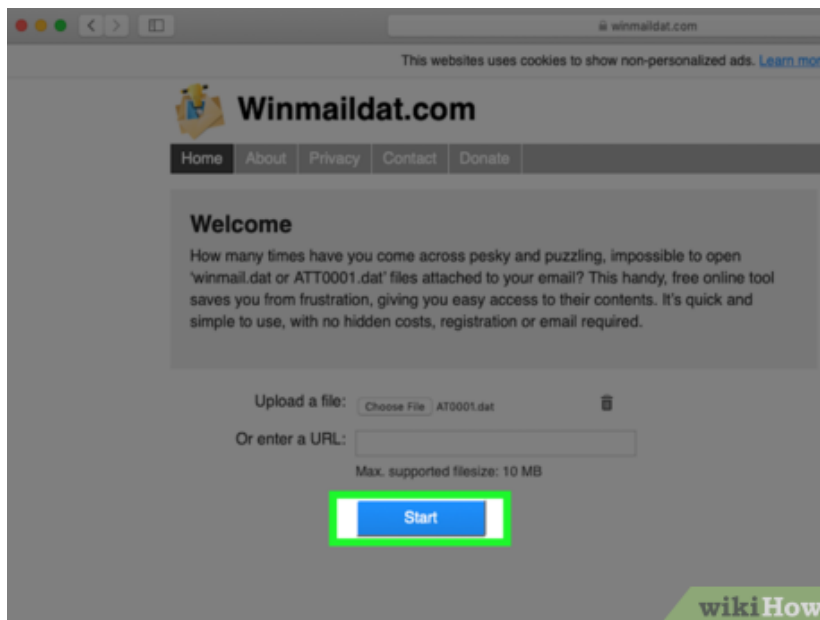
Select the *winmail.dat* or *ATT0001.dat* file. Use the file browser to navigate to where you saved the *winmail.dat* or *ATT0001.dat* file from your email client and click on it to select it.

7.



Click **Choose**. This will upload the file to winmaildat.com.

8.



Click **Start**. It's the blue button on the winmaildat.com page. The webpage will begin the process of extracting data from the file. Allow a few minutes for the process to complete.

9.



**Download the data from the results page.** Extracted files will be stored on the webpage for 30 minutes. If the results page is empty, no files were able to be extracted.

You finished reading the article "**How to Open a DAT File on Mac**" edited by the [TipsMake](#) team. We hope this article has provided you with many useful tech tips and tricks. You can search for similar articles on tips and guides. Thank you for reading and for following us regularly.