

How to mute WhatsApp chat group notifications on iPhone and Android

Group chat is indeed the sorrow of WhatsApp users. And the notification bell will also constantly bombard your phone. Here's how to turn off WhatsApp group chat notifications to resolve this issue.

Group chat is indeed the sorrow of WhatsApp users. Although when you put down the phone, your friends still continue to discuss how to solve world hunger, handle nuclear weapons or argue about unfounded rumors that the last series of Game of Thrones will return in 2019. And the notification bell will also constantly bombard your phone. Here's how to turn off WhatsApp group chat notifications to resolve this issue.

1. How to activate 2-step verification of WhatsApp account
2. How to use WhatsApp to chat, call, message your friends
3. How to recover messages on WhatsApp

Although you may already know how to mute the group chat notification for eight hours, a week or a year, it is not a perfect method. The notification bell will only disappear for a short time and then reappear. Instead, you should change the way **WhatsApp** notifies you about group messages from the group chat.

Turn off group chat notifications on WhatsApp

Open **WhatsApp** and select **Settings**> **Notifications** .

On iOS.

Settings



Harry Guinness
Available



Starred Messages



WhatsApp Web/Desktop



Account



Chats



Notifications



Data and Storage Usage



Help



Tell a Friend



Status



Calls



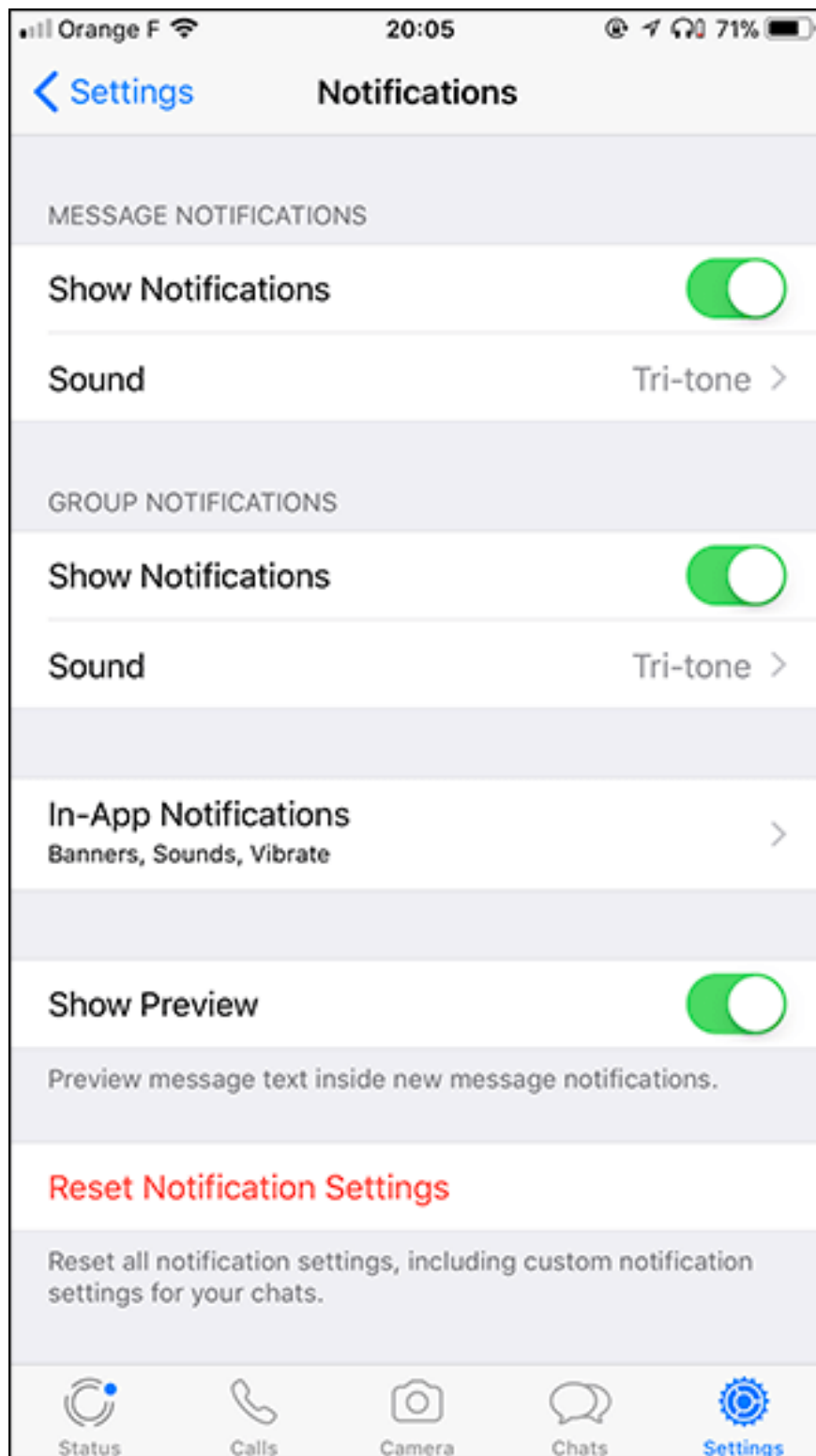
Camera



Chats



Settings





And on Android.

← Settings




Harry Guinness
Available

 Account

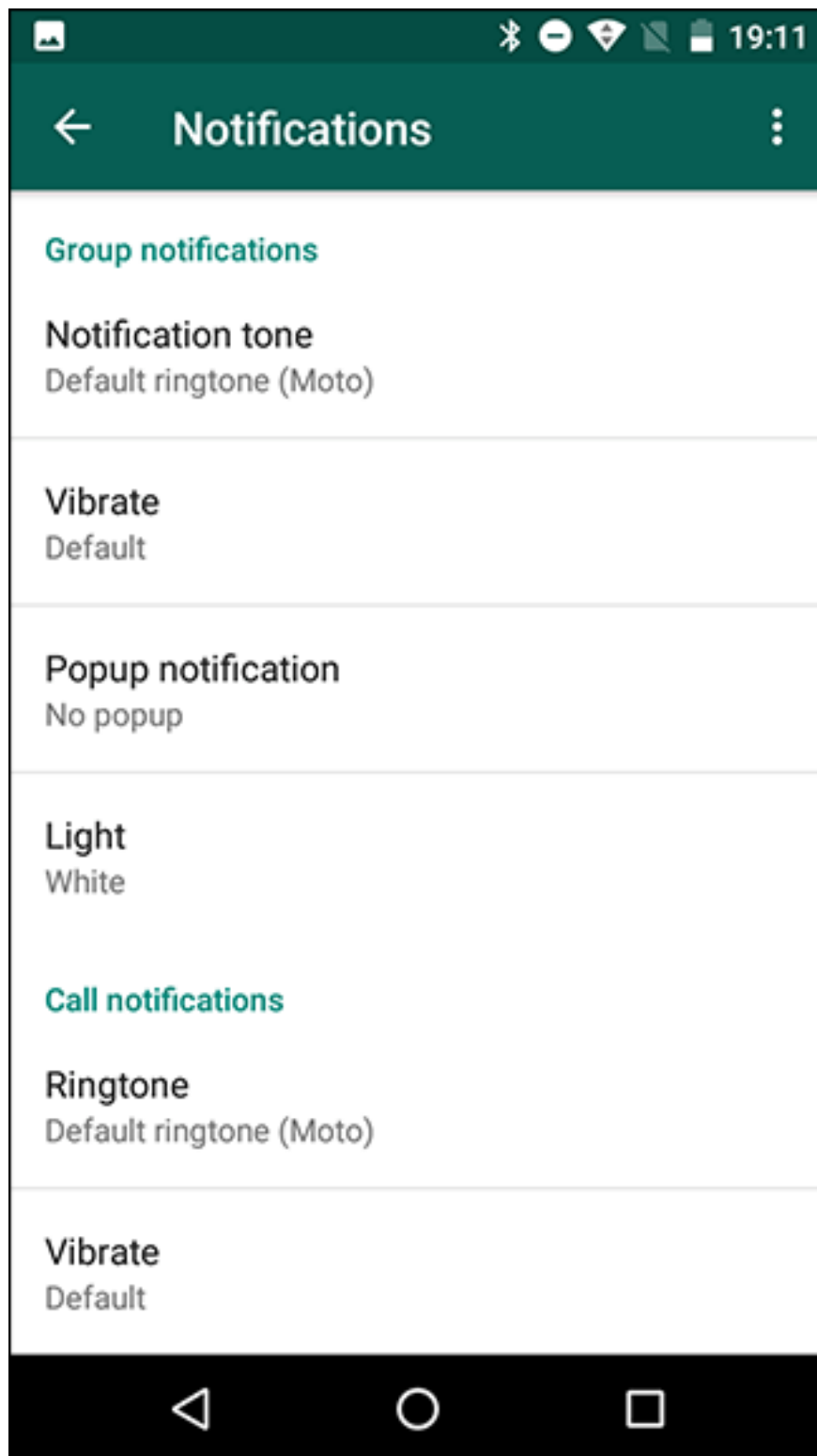
 Chats

 Notifications

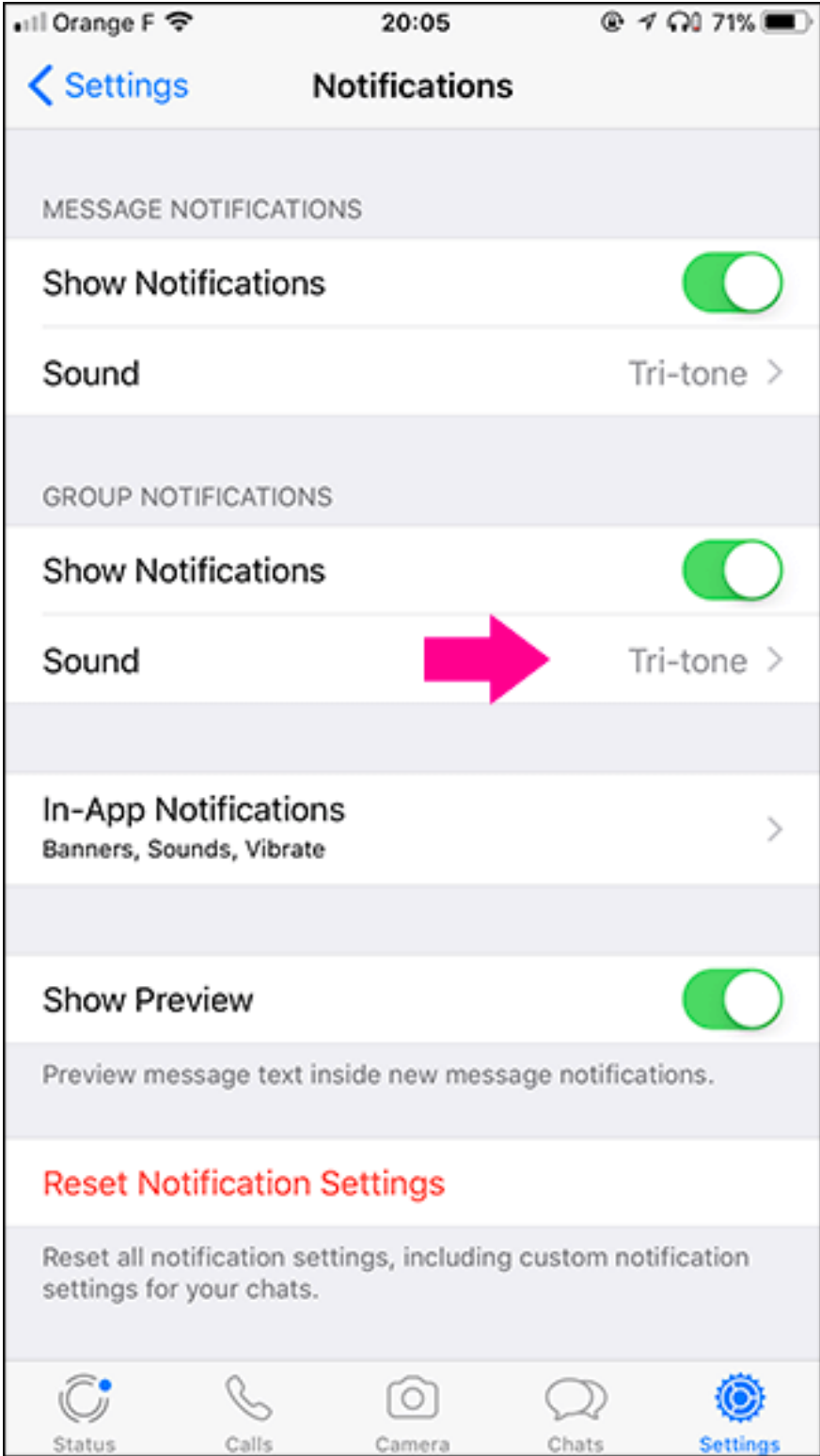
 Data and storage usage

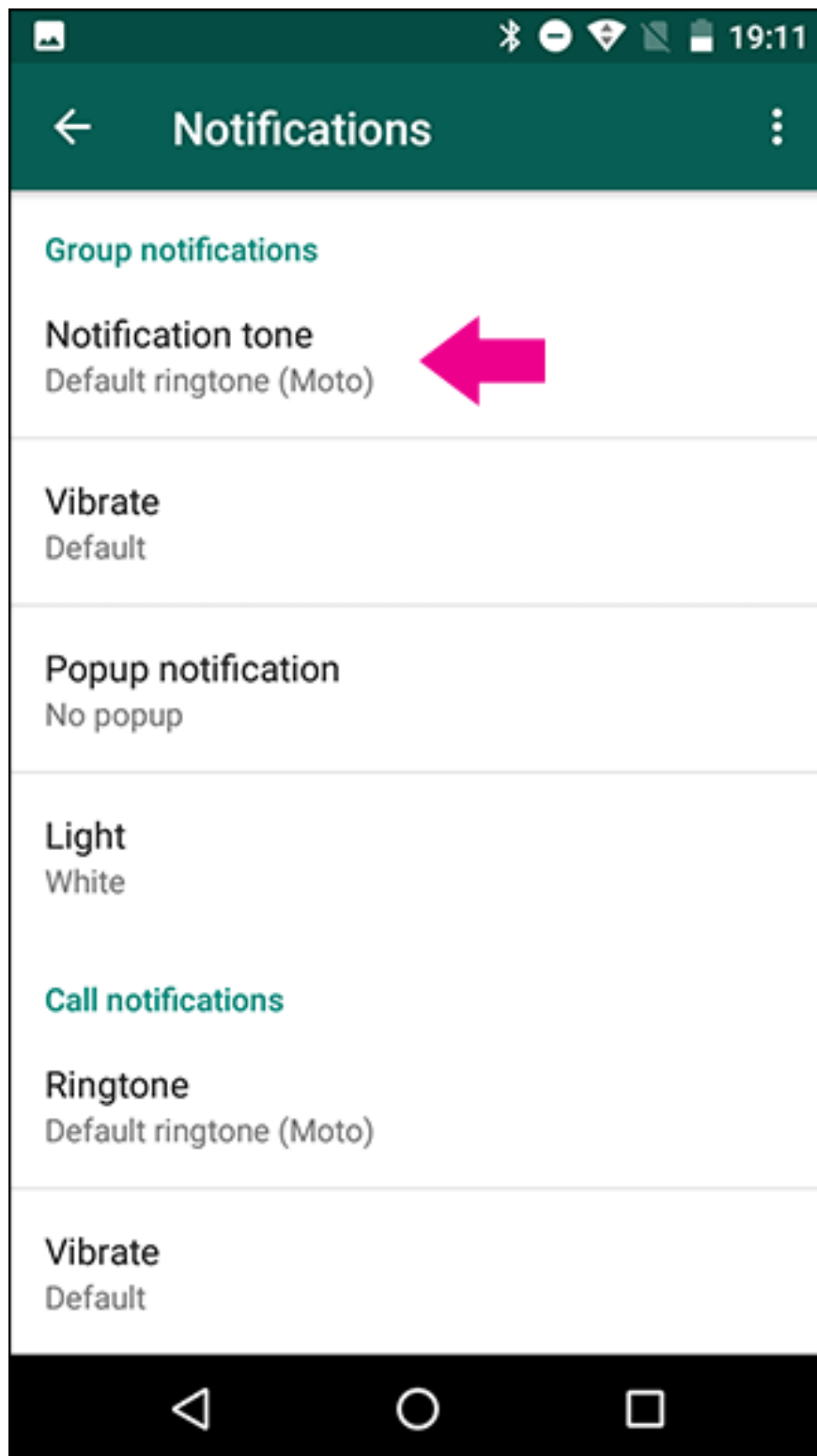
 Invite a friend

 Help



There are a few differences in changing the group chat tone settings. For example: To change the notification sound on iOS, you will select **Sound** (left, below). To change the notification sound on Android you need to select **Tone** (right, below). These two items are located under **Group Notifications** . On iOS, you also have another option to turn off the group chat notification sound. If you turn off this switch, you will not receive a notification when a new message arrives. This doesn't work much unless you're in a group you don't care about.





After selecting Sound / Tone, you can select the new tone you want (including "None"), then press " **Save** " or " **OK** ".

Cancel

Sound

Save

ALERT TONES

None

Note (Default)

Aurora

Bamboo

Chord

Circles

Complete

Hello

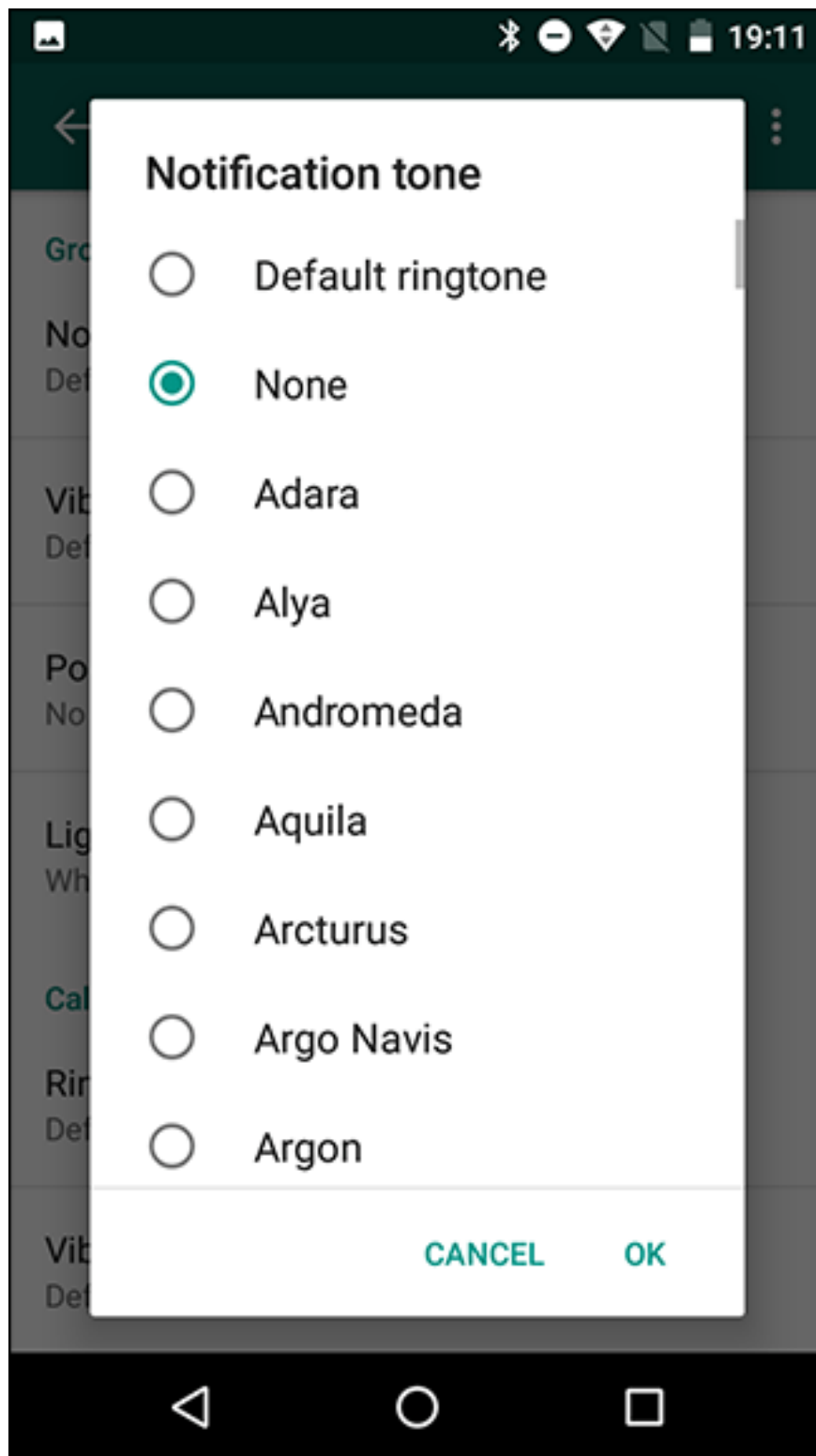
Input

Keys

Popcorn

Pulse

Synth



If you select None, you will still receive a pop-up notification, but it will not generate sound. It is a great way to get rid of the continuous sounding tones. In addition, you can also select other notification sounds for the group chat. This way, you will still receive sound notifications when you have new messages from the group chat, but you will realize that it may not be very urgent.

See more:

1. Instructions for recovering sent messages on WhatsApp
2. How to "read" WhatsApp voice messages on Android or iPhone
3. How to block a user on WhatsApp?

You finished reading the article "**How to mute WhatsApp chat group notifications on iPhone and Android**" edited by the [TipsMake](#) team. We hope this article has provided you with many useful tech tips and tricks. You can search for similar articles on tips and guides. Thank you for reading and for following us regularly.
