

# How to mute any application on Windows 10

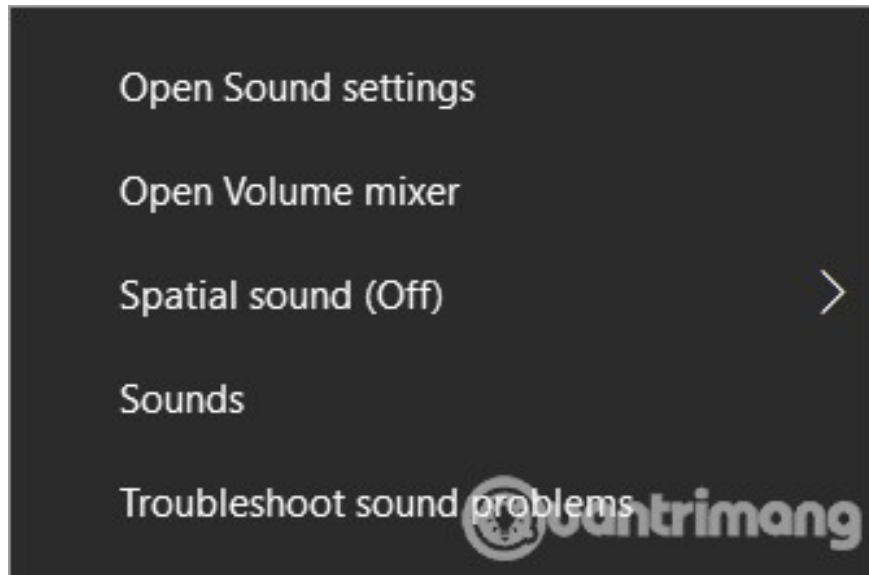
When you run a lot of apps on a Windows 10 computer and there are a few apps that turn on the sound, things get chaotic. Therefore, TipsMake sends you instructions on mute any application on Windows 10.

## How to mute Windows 10 apps using Volume Mixer

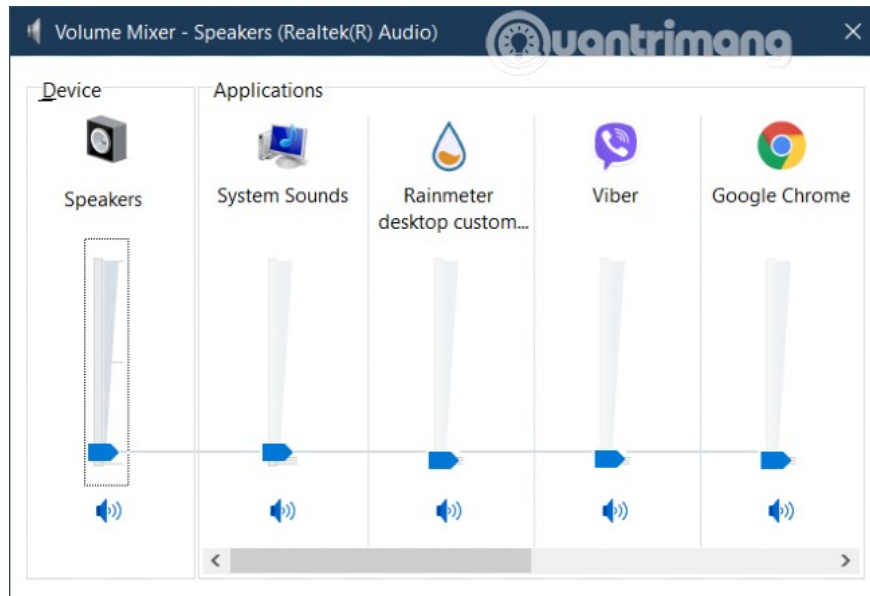
It is very simple and only a few steps you can complete.

Step 1: First, you need to access the system tray in the lower right corner of the screen and right click on the speaker icon

Step 2: Next, in the list of options that appear, select "Open Volume mixer"



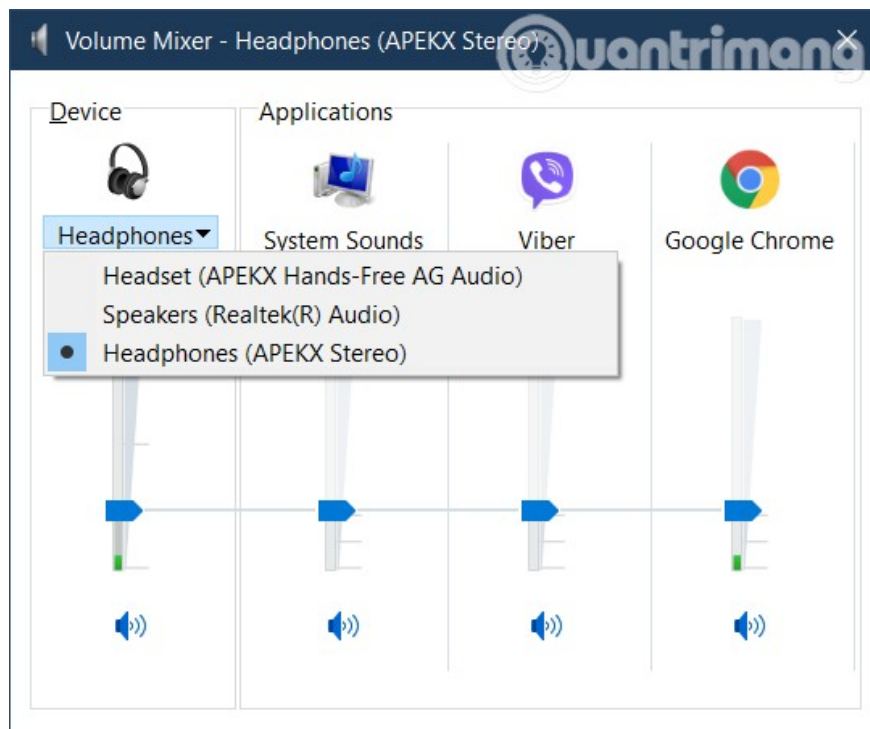
Step 3: In the new Volume Mixer window that appears, you will see all applications allowed to play sound. As you can see below, my device has options including device speaker, system sound and audio playback applications including Chrome, the application customizing the Rainmeter interface and Viber.



Step 4: Volume Mixer allows you to increase / decrease and mute the sounds of the apps you want. Of course, the increase / decrease of the sound of the application will depend on the volume level of the total speaker. When the speakerphone is turned off, all apps will also be muted.

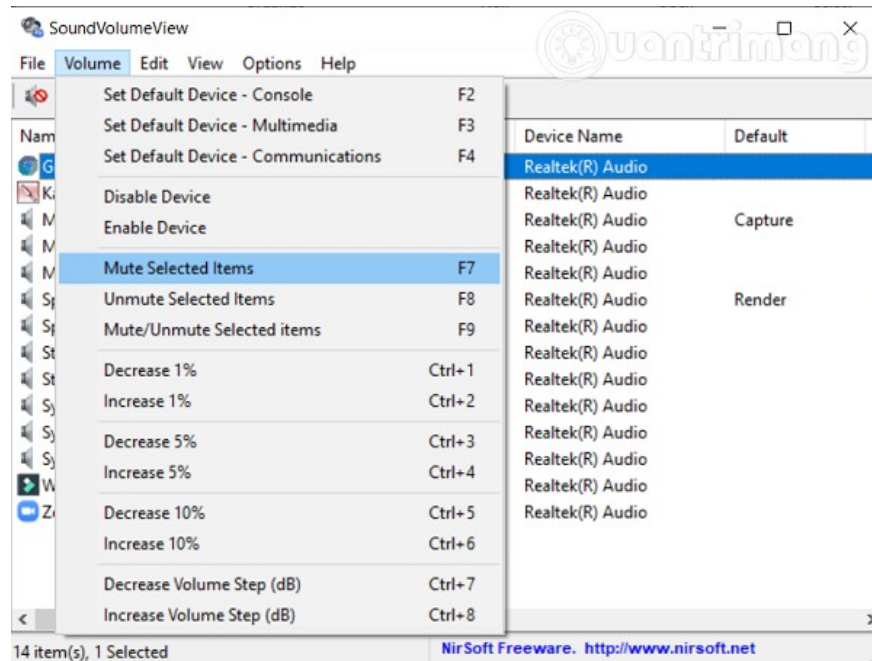
Also, keep in mind that when you mute browsers like Chrome, all tabs of this browser will be muted. Windows 10 currently does not have the option to mute one or several specific tabs for browsers.

In case you have multiple audio devices connected to your computer you can also use the Volume Mixer to control their sound. What you need to do is hover your mouse over the Device section in the Volume Mixer window and click the drop-down menu to select the device to adjust the sound for.



# How to mute a Windows 10 app using the SoundVolumeView app

SoundVolumeView is an application with a fairly simple interface of Nirsoft. When you open the app, you will see a list of programs running on your Windows 10 computer. You will easily mute or adjust the sound of applications on Windows 10 because SoundVolumeView offers quite a lot of useful shortcuts.



Download SoudVolumeView [here](#).

Hope this article helps you!

You finished reading the article "**How to mute any application on Windows 10**" edited by the [TipsMake](#) team. We hope this article has provided you with many useful tech tips and tricks. You can search for similar articles on tips and guides. Thank you for reading and for following us regularly.