

How to merge PDF files online for free and quickly.

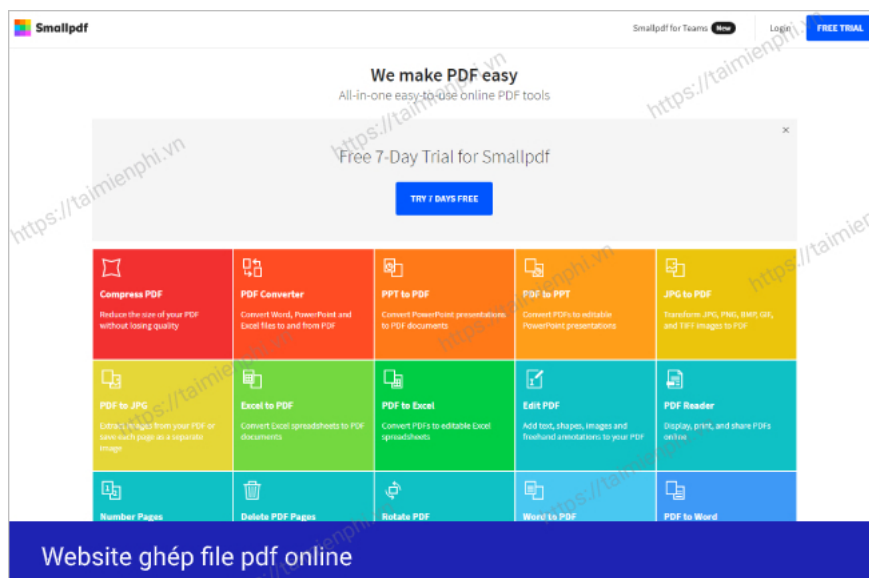
Want to merge multiple PDF files into one but don't want to install software? Online PDF merging tools can help you do it quickly.

Merging PDF files online allows you to quickly combine documents without the need for software. Here are detailed instructions for you.

Top free online PDF merging tools

1. Online tools

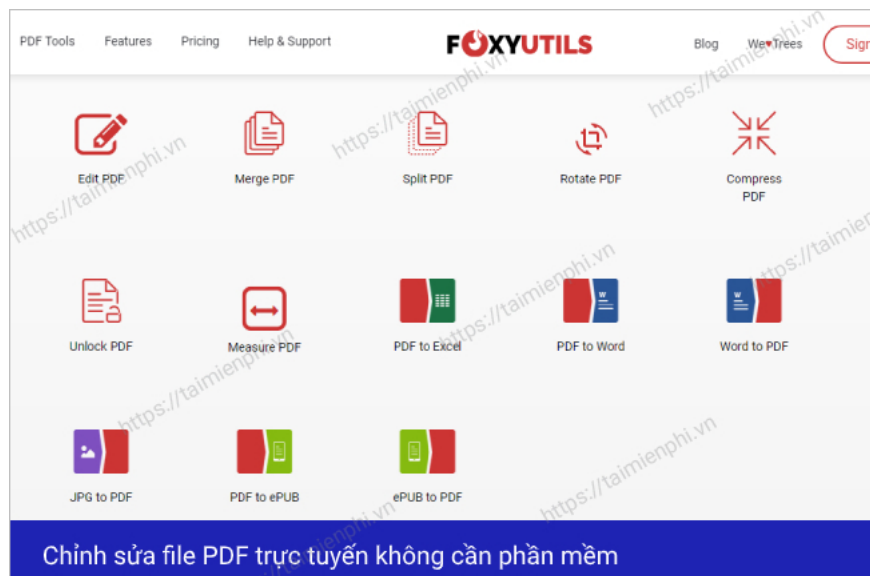
The online PDF merging websites recommended by Tai Mien Phi allow you to merge PDFs quickly and for free. In addition, they support many other features such as converting PDF to Word , compressing, splitting, or converting images to PDF.



You can learn more about the best websites and detailed instructions on how to use them in the article below.

2. Steps to follow

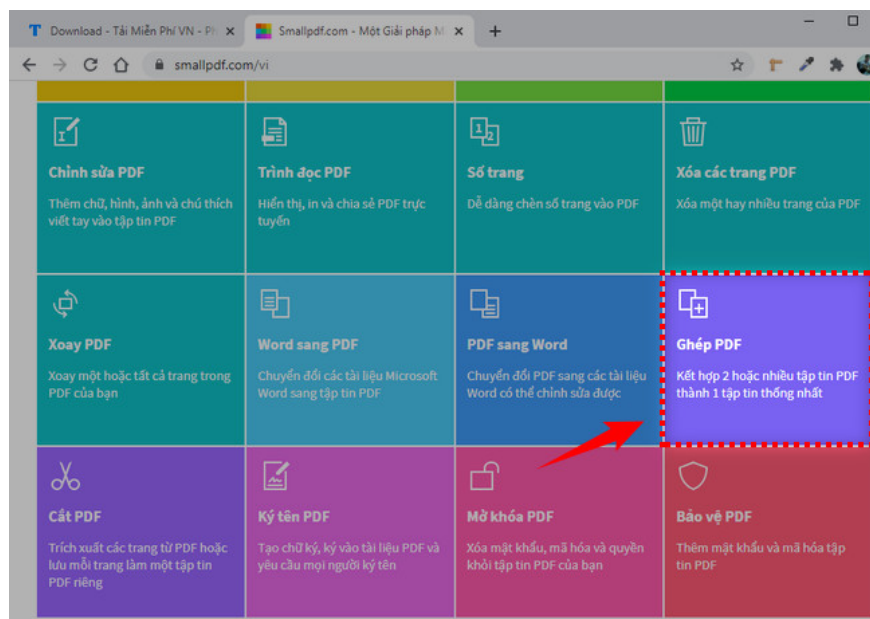
Merging PDF files online is the fastest way to combine multiple PDF files without installing software like Ween Free PDF Cutter, Foxit Reader , or PDF Split Or Merge.



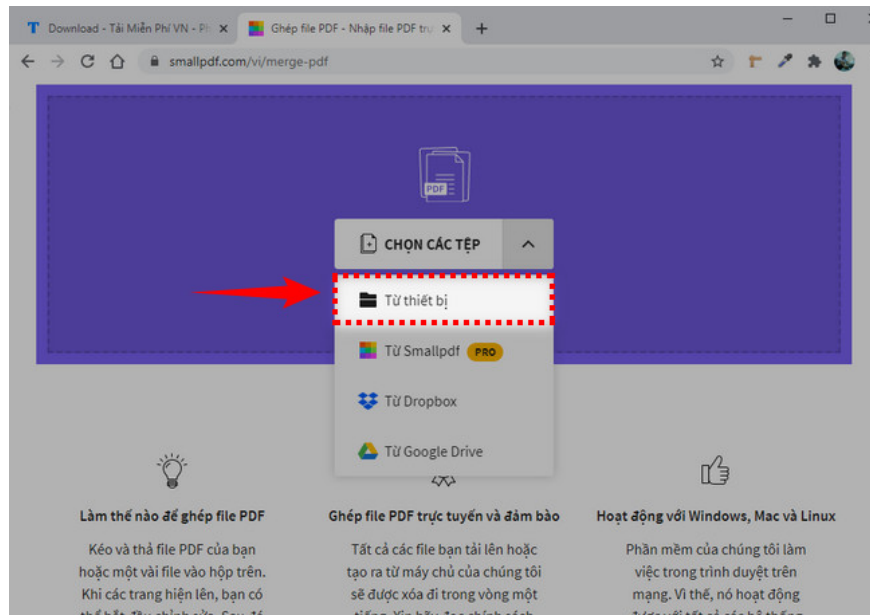
In this guide, Free Download will focus on showing you how to use a popular online PDF merging service called SmallPDF, and you can use this service for many other purposes besides merging PDFs online.

Step 1 : Access the SmallPDF homepage here.

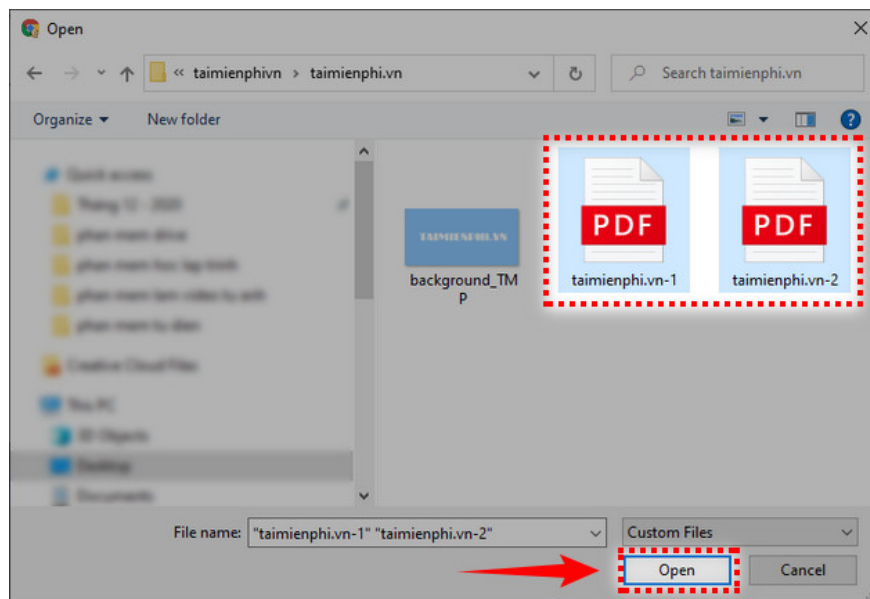
Step 2 : Find and click on the "Merge PDF" feature.



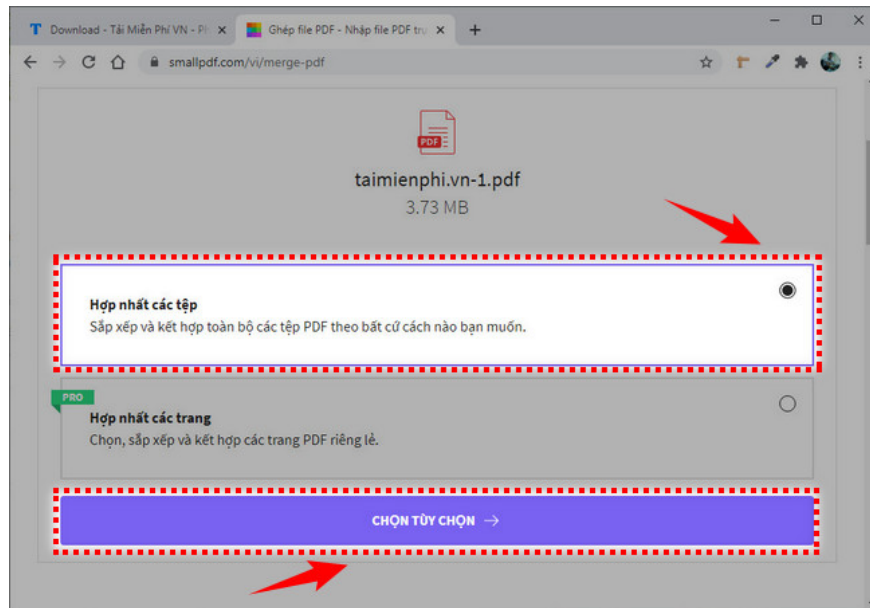
Step 3 : Click the "Select files" button to upload files. There are four different ways to select files, including: select from your device, select from SmallPDF, select from Dropbox, and select from Google Drive. Depending on where you save your PDF files, you can choose the most suitable option. For example, here I choose to upload files from my device.



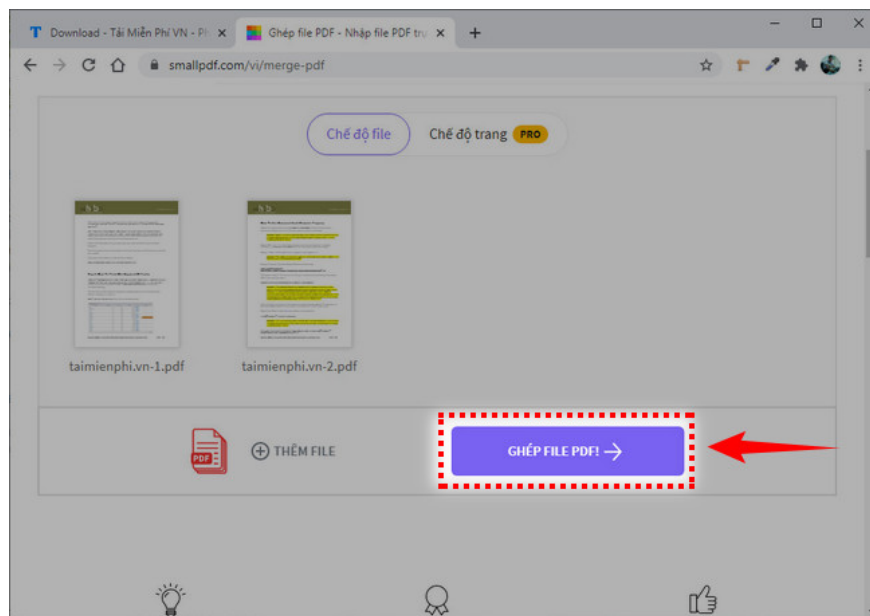
Step 4 : Find the path to the folder containing the PDF files. Then click **Open** to upload the files.



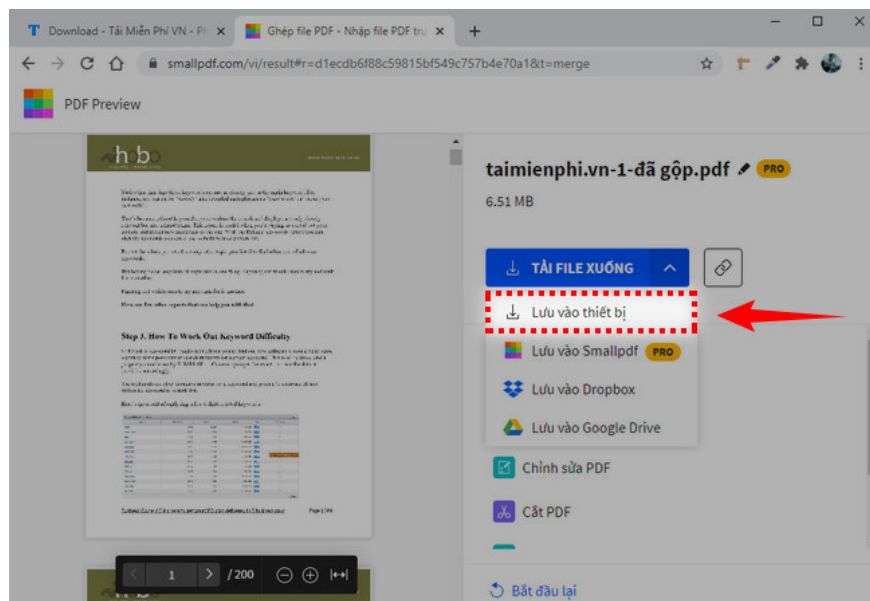
Step 5 : After uploading the PDF files, check the **"Merge files"** option . Then click the **"Choose options"** button .



Step 6 : Here you can upload more PDF files by clicking on " **Add files** ". Otherwise, click on the "**Merge PDF files**" button .

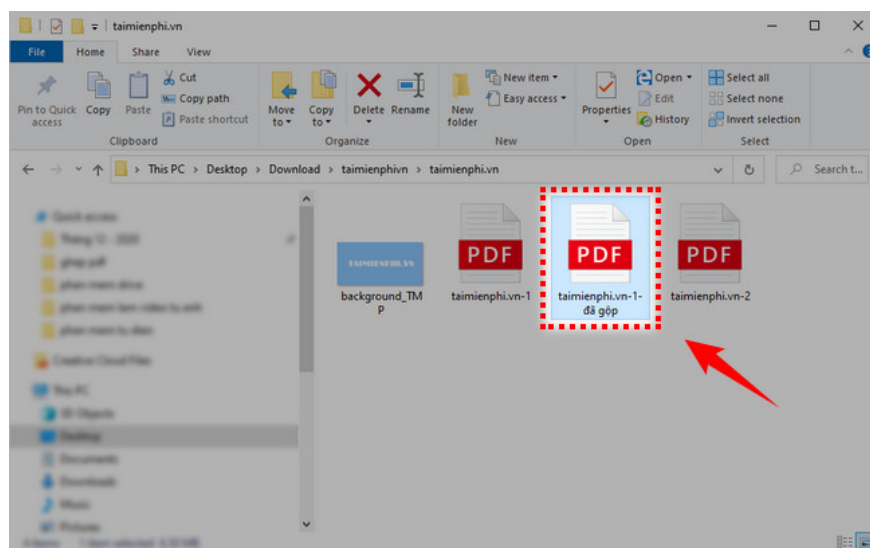


Step 7 : Click the **Download** button to save the file. Here you will also have 4 file saving options, including: save to your computer, save to SmallPDF, save to Dropbox, or save to Drive. For example, Free Download chooses to save the file to your device.



Choose the folder where you want to save the downloaded file and click **Save** .

This is the PDF file after it has been merged using the SmallPDF tool.



Merging PDF files online allows you to quickly combine multiple documents without installing software, ideal for working with documents anytime, anywhere. If you want to merge PDF files online for free, you can choose popular tools like SmallPDF, iLovePDF, or PDF24 to ensure speed and quality.

You finished reading the article "**How to merge PDF files online for free and quickly.**" edited by the [TipsMake](#) team. We hope this article has provided you with many useful tech tips and tricks. You can search for similar articles on tips and guides. Thank you for reading and for following us regularly.