

How to manually scroll web pages towards iPhone

iPhone can automatically scroll the web page up and down by installing support shortcut.

To view web content on phone devices we will need to swipe up or swipe down the screen. If your iOS device has installed Siri Shortcuts shortcuts, you can use the Tilt Scroll shortcut to automatically scroll the web page. Then we do not need to swipe up or swipe down the screen, but just tilt the iPhone to move the site up and down automatically. The following article will guide automatically scrolling web pages on iPhone.

1. How to hide the status bar and iPhone navigation button
2. Replacement operations for home button on iPhone XS, and iPhone XS Max
3. How to add a menu bar for iPhone

Manual scrolling iPhone website automatically

Step 1:

Users access the link below to install shortcuts on the device.

1. <https://www.icloud.com/shortcuts/3f5c35608e3c417ba4f76e778ee9c98c>

Click the **Get shortcut** button to install Siri Shortcuts shortcuts. After you open the application and then click the Library item, you will see the Tilt Scroll shortcut.



Tilt Scroll

Phím tắt này hoạt động với các ứng dụng và dịch vụ sau:

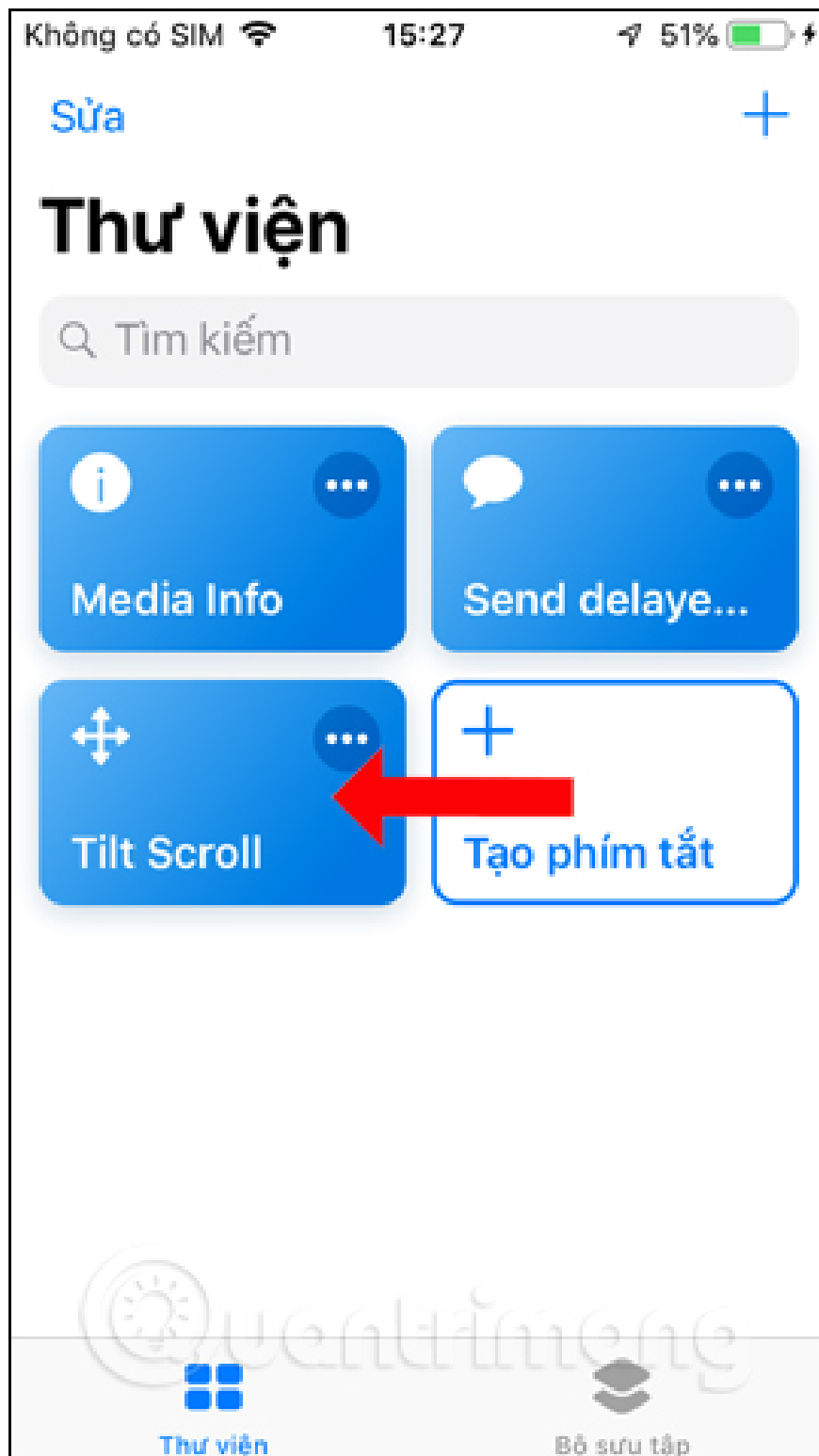


Safari



Lấy phím tắt

[Hiển thị tác vụ](#)



Step 2:

Access to **Safari browser** and click on **the sharing icon** in the middle, below the screen. Display the new interface, swipe to the right, and click **the Add button** . Then in the Activity interface, **activate the Shortcut application** .

Không có SIM

15:28

51%


quantrimang.com



Tìm kiếm



Cách tạo ảnh bầu trời ngàn sao trên smartphone




Không có SIM

15:28

51%

quantrimang.com



AirDrop. Chạm để bật Wi-Fi và Bluetooth để chia sẻ bằng AirDrop.



Tin nhắn



Facebook



Mail



Lời nhắc



Thiết lập
cho máy để bàn



Tìm trên
trang

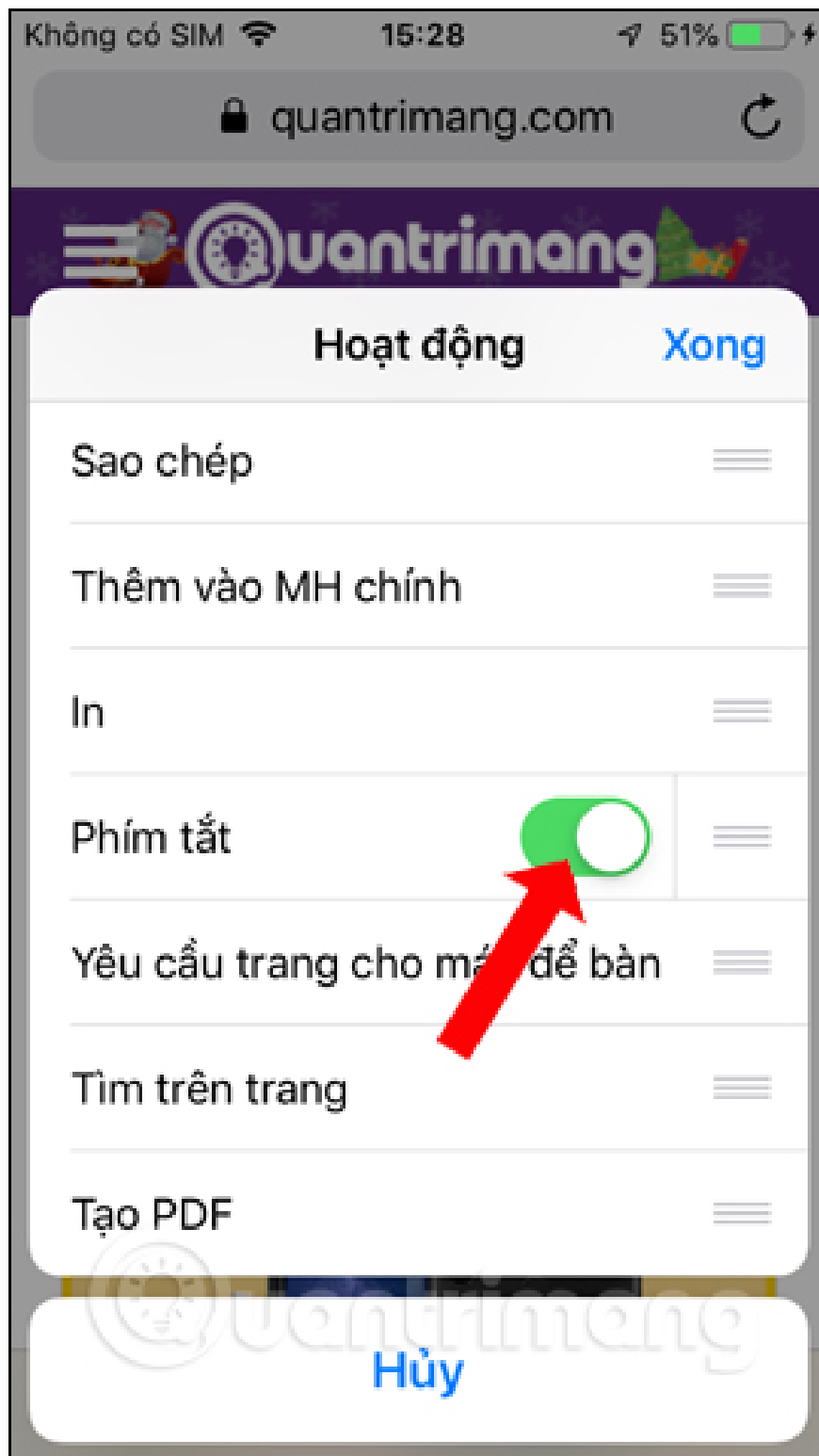


Tạo PDF



Thêm





Step 3:





Now open any web page and click on the share icon below, click on the **Shortcut** .




Cách tạo cover Facebook, Twitter, YouTube,... nhanh chóng

Chỉ từ 1 hình ảnh

Công nghệ | Ứng dụng

Chia sẻ bởi 
Dương Nguyễn   





Step 4:

Then the shortcut in the application will display, press **the Tilt Scroll shortcut** . Users will need to authorize the Tilt Scroll **to access the website** you selected, click **Allow** . Now users just need to tilt the iPhone to the back, the page will scroll up, if the iPhone gradually leans forward, it will scroll down. All scrolling operations will be done automatically.

Không có SIM

15:29

51%

Hủy

Chạy phím tắt

🔍 Tìm kiếm



Media Info

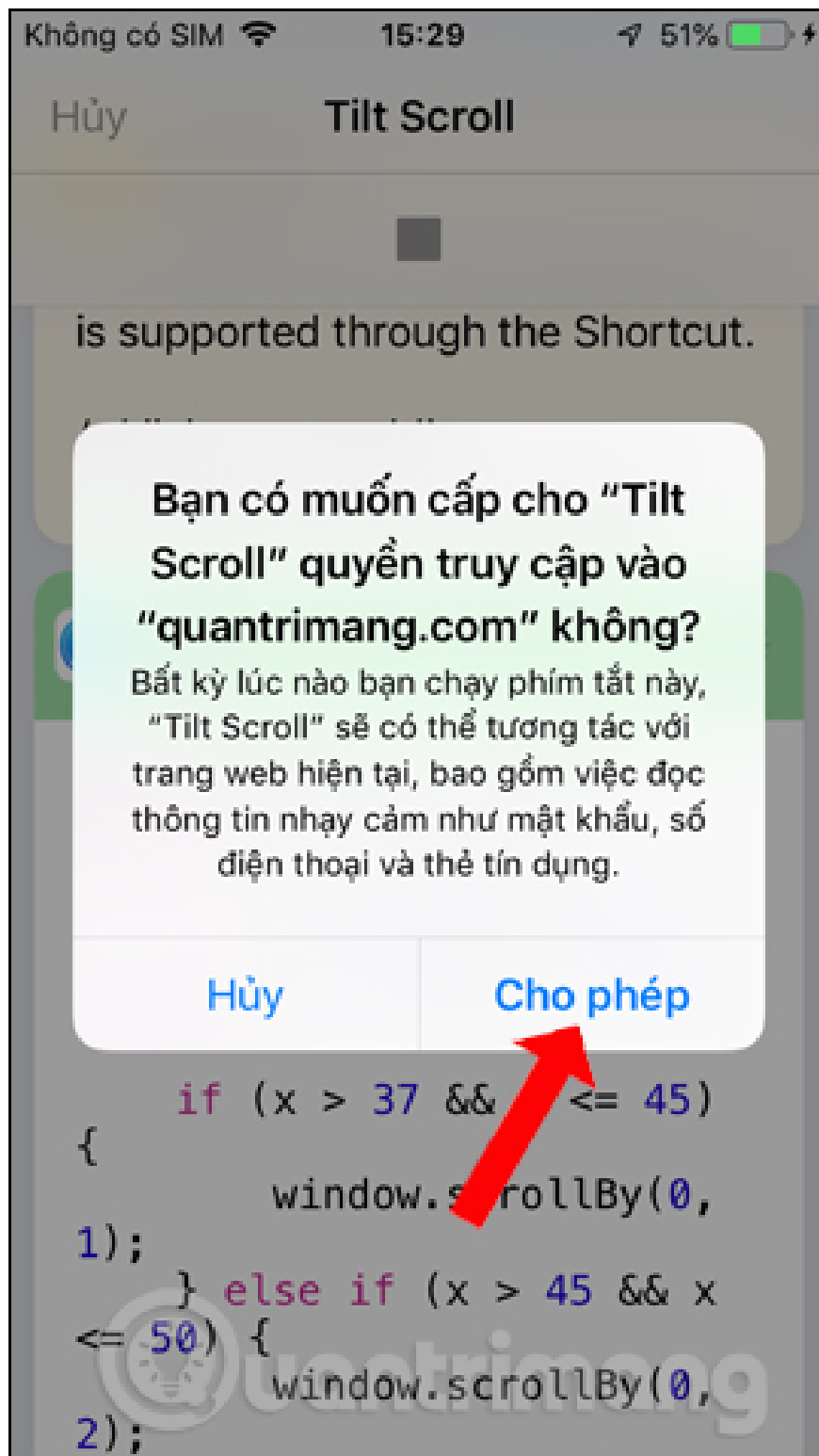


Tilt Scroll

Lấy các phím tắt khác



 Quantrimeng



Thus, the Tilt Scroll shortcut on Siri Shortcuts makes it easy for users to scroll web pages on the iPhone, without having to swipe up or swipe down manually.

See more:

1. How to add a menu bar for iPhone
2. Don't skip fast typing tips on the iPhone

3. How to quickly turn off the virtual iPhone Home button

I wish you all success!

You finished reading the article "**How to manually scroll web pages towards iPhone**" edited by the [TipsMake](#) team. We hope this article has provided you with many useful tech tips and tricks. You can search for similar articles on tips and guides. Thank you for reading and for following us regularly.
