

# How to manually change iPhone wallpapers over time

AutoWall will automatically switch the iPhone screen to the preset time.

On macOS Mojave, there is a real time screen change feature, the current time zone. And with jailbroken iOS devices, users also get this feature with AutoWall tweaks. Tweaking allows users to set up an iPhone wallpaper change automatically according to the previously set time period. Especially the number of images to use as iPhone wallpaper will be unlimited. Users can freely select any image in the album on the device to set as wallpaper or lock screen. The time to automatically change the wallpaper will be set by you first on the tweak. The following article will guide you how to install AutoWall tweak on iPhone.

1. How to manually change the wallpaper every day on iPhone
2. How to change iPhone wallpaper automatically when rotating the screen
3. Instructions to transfer iPhone screen to gray to save battery

## Instructions to change iPhone screen automatically

### Step 1:

Users can install AutoWall from the JulioVerne repository in Cydia. Or you can visit the link below.

1. <https://julioverne.github.io/description.html?id=com.julioverne.autowall>

Làm mới

Các nguồn

Sửa

**Tất cả các Nguồn**

danh sách gói kết hợp từ các nguồn dưới đây

**Các Nguồn Cá nhân****A kiiimo Respositoty** <http://cydia.kiiimo.org/>**BigBoss**<http://apt.thebigboss.org/repofiles/cydia/>**CokePokes**<http://cokepokes.github.io/>**CreatureSurvive's Repo**<https://creaturesurvive.github.io/>**Dev4i Source**<http://dev4i.yourepo.com/>**Dynastic Repo**<https://repo.dynastic.co/>**Electra's iOS Utilities**<https://electrarepo84.coolstar.org/>**HackYouriPhone**<http://repo.hackyouriphone.org/>**julioverne's Repo**<http://julioverne.github.io/>

Cydia



Các nguồn



Các thay đổi



Đã cài đặt



Tìm kiếm

 **Tất cả các Nguồn** >  
danh sách gói kết hợp từ các nguồn dưới đây



Các Nguồn Cá nhân



  **A kiiimo Respositoty**   
<http://cydia.kiiimo.org/>

  **BigBoss**  
<http://apt.thebigboss.org/repo/files/cydia/>

  **CokePokes**  
<http://cokepokes.github.io/>

  **CreatureSurvive's Repo**  
<https://creaturesurvive.github.io/>

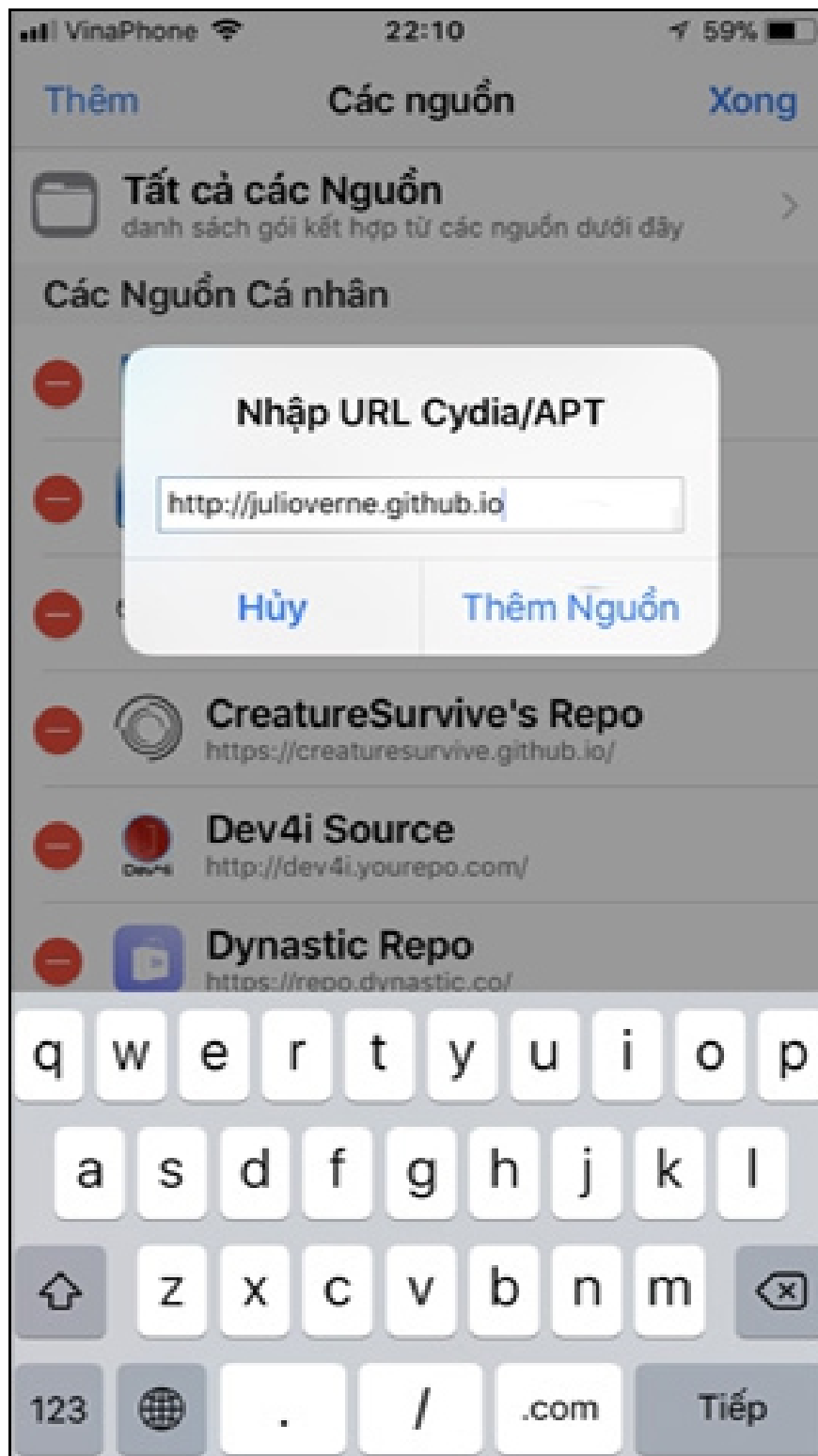
  **Dev4i Source**  
<http://dev4i.yourepo.com/>

  **Dynastic Repo**  
<https://repo.dynastic.co/>

 **Electra's iOS Utilities** >  
<https://electrarepo64.coolstar.org/>

  **HackYouriPhone**  
<http://repo.hackyouriphone.org/>

  **julioverne's Repo**  
<http://julioverne.github.io/>

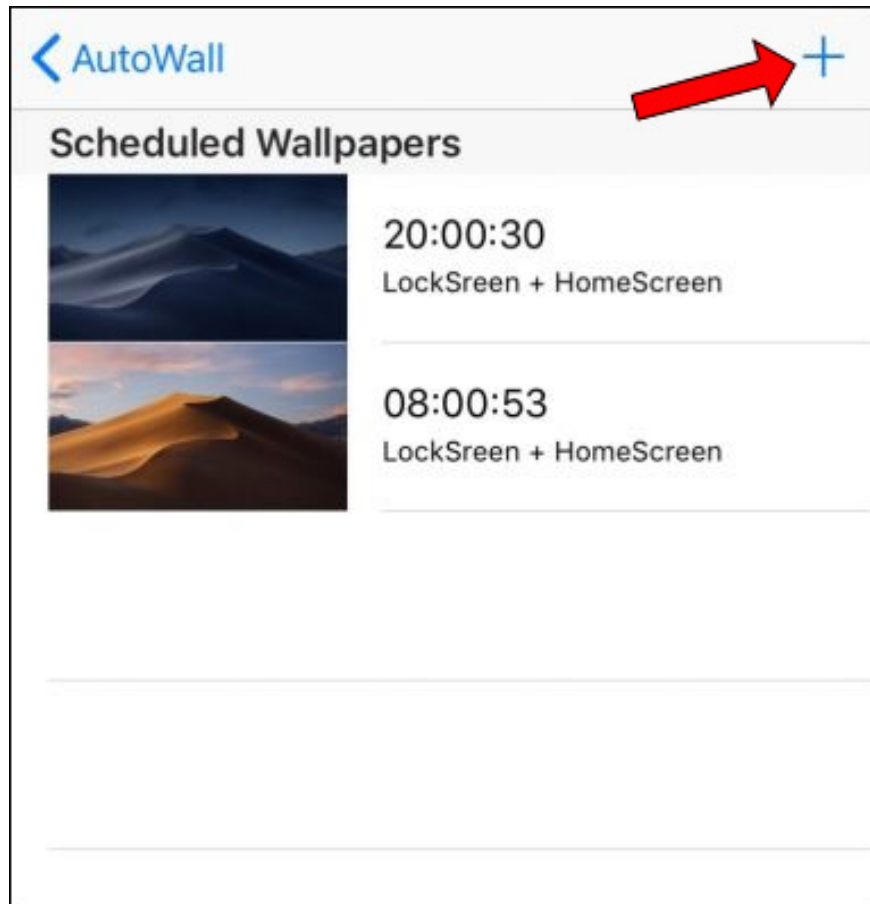


## Step 2:

After installation is complete, tweak the user to open Settings and then select AutoWall to set up the settings for tweaking. In the first interface users will see the option to enable or disable tweaks at **Enabled**. Below the **Manage Wallpapers** section to select the wallpaper automatically changes over time.

Click on **the plus icon** in the upper right corner to select the photo you want to make as a wallpaper from the collection album.

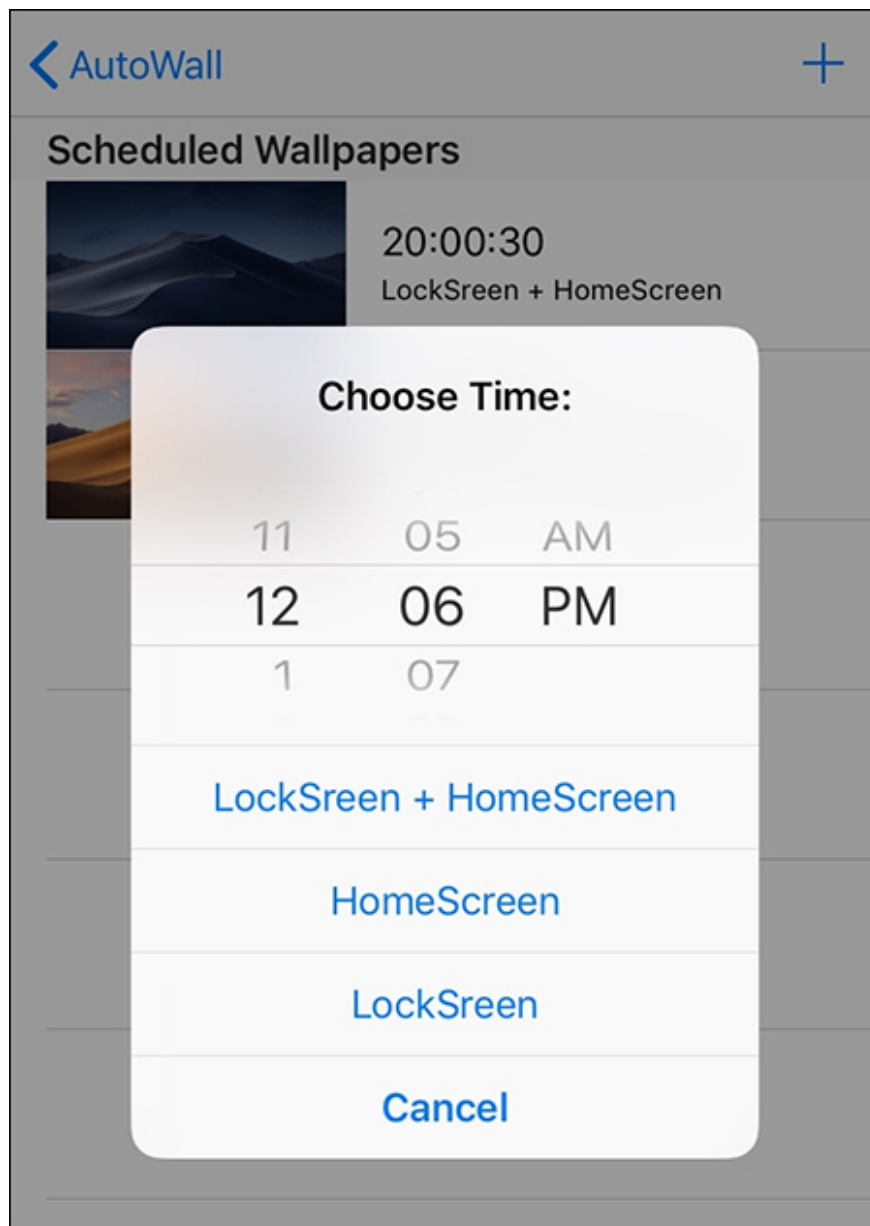




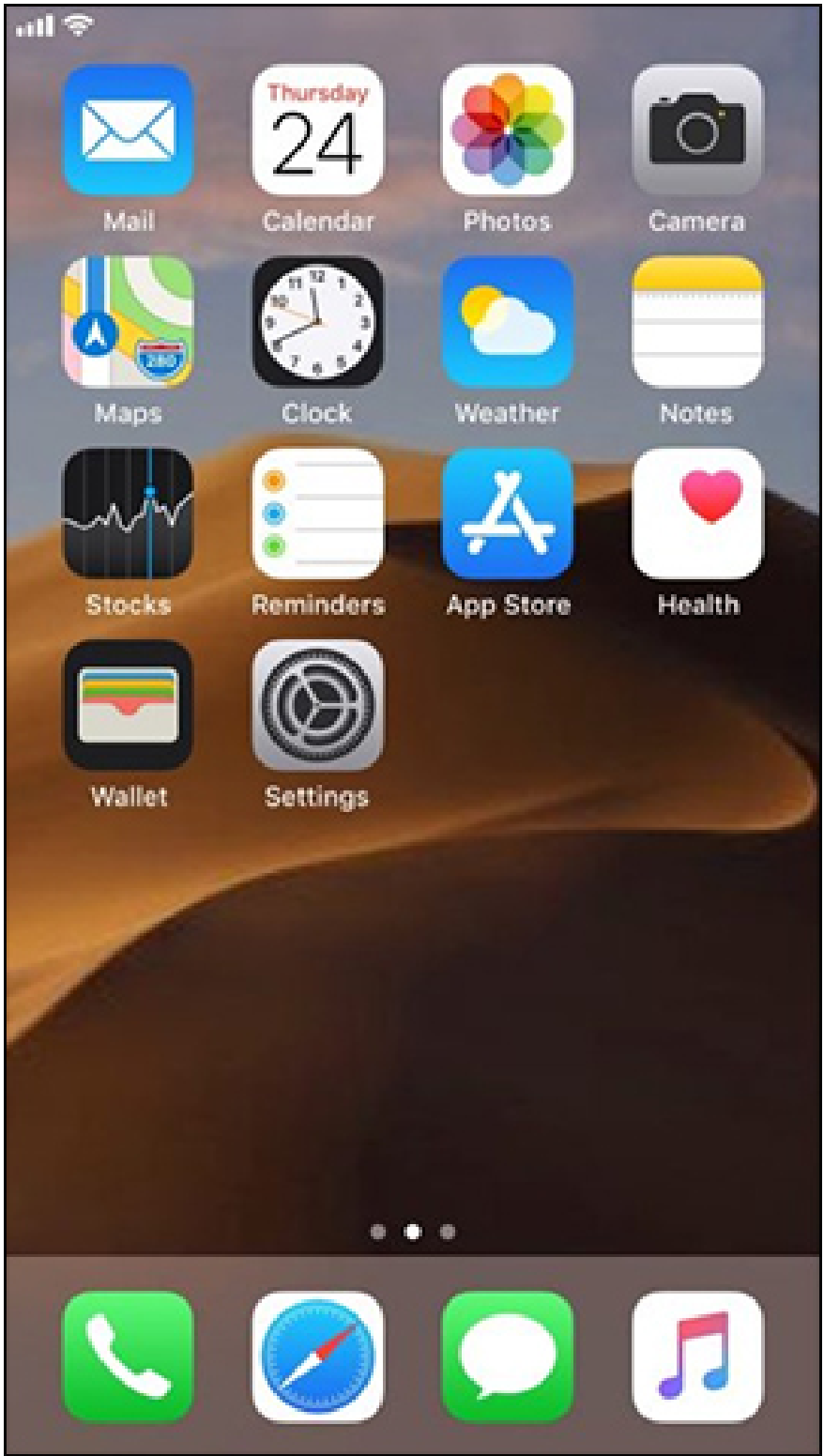
### Step 3:

After selecting the image, it will display the interface to **select the time to automatically change the wallpaper**. Here we can choose the time to change and apply on the main screen or lock screen. Images that automatically change the background will display as a list with a specific set time.

Keep doing this with other background images that automatically change over time on the iPhone.



We will have a screen shot on the iPhone automatically changed in real time as shown below.



Mail



Calendar



Photos



Camera



Maps



Clock



Weather



Notes



Stocks




Reminders



App Store



Health




Wallet



Settings





The settings will automatically be activated, but we do not need to respring the device as other tweaks. When the scheduled time is up, the background image on the iPhone automatically changes. You should choose a large-sized background image and a quality image to set as your wallpaper.

See more:

1. Turn iPhone screen into black and white

2. 2 ways to take screenshots on iPhone, iPad phones
3. How to install fish wallpaper for iPhone

I wish you all success!

You finished reading the article "**How to manually change iPhone wallpapers over time**" edited by the [TipsMake](#) team. We hope this article has provided you with many useful tech tips and tricks. You can search for similar articles on tips and guides. Thank you for reading and for following us regularly.

---