

How to manage passwords on Microsoft Edge

Avira Password Manager utility on Microsoft Edge will help users manage passwords on web pages, along with security with password to open applications.

In browsers, you can save account information and passwords of websites you visit. And the Microsoft Edge browser is similar. However, the issue of revealing personal information may also occur when others access to the account information in the browser.

Avira Password Manager utility on Microsoft Edge helps users manage passwords on the browser, create application security passwords. So if you want to see the website password saved on Avira Password Manager, another person must enter the correct password. The following article will guide you how to use the Avira Password Manager utility on Microsoft Edge.

1. How to view the password, delete the saved password on Chrome
2. Instructions for viewing and managing passwords saved on Edge and Internet Explorer browsers
3. Instructions on how to export saved passwords on Chrome browser into 1 file

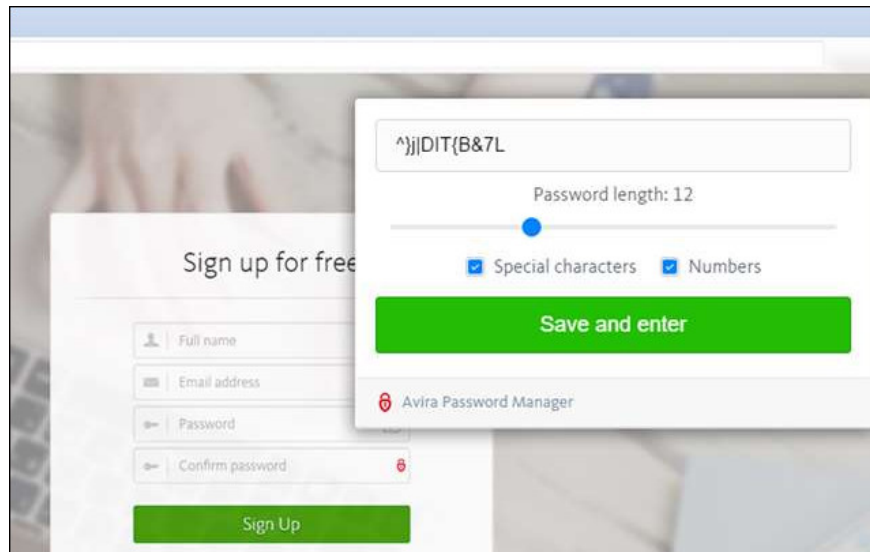
How to use Avira Password Manager on Microsoft Edge

Step 1:

Download the Avira Password Manager utility under the link below and proceed to launch the utility.

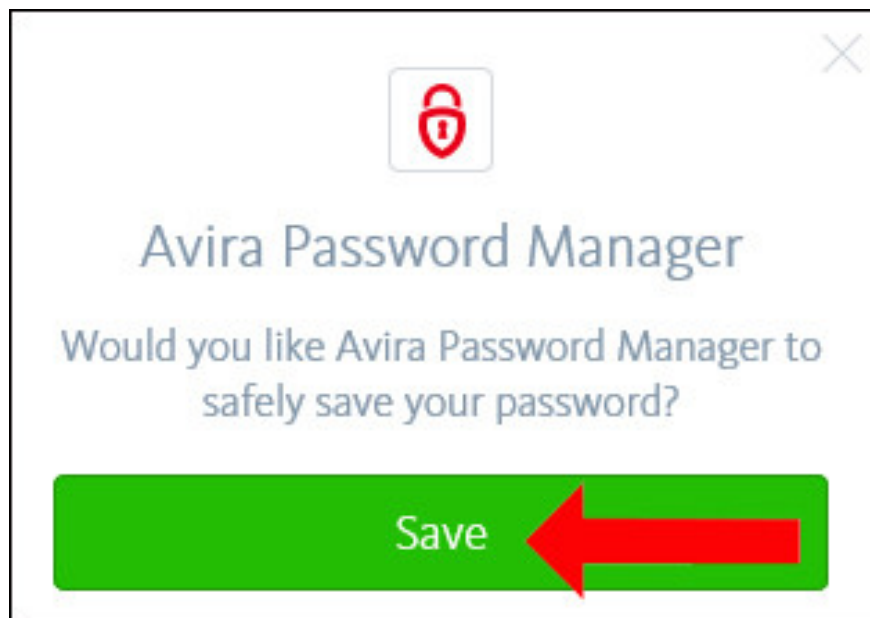
1. Download the Avira Password Manager utility

In the first interface, users will be asked to create an account and password for the application security.



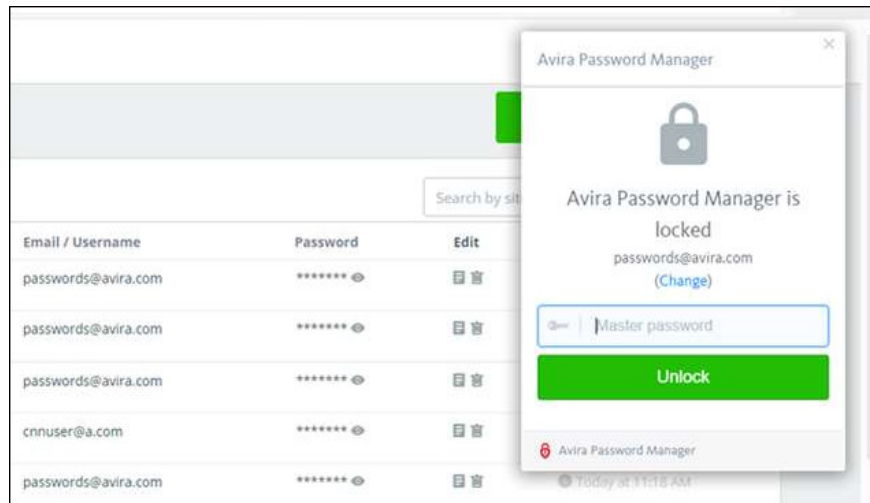
Step 2:

When each user logs in to a website, the utility will ask the user if he wants to save the login account information, click **the Save button** to save it.



Step 3:

If the user wants to see all account information saved on Avira Password Manager, click on the utility icon and then enter the password set for the utility and press **the Unlock button** .



With Avira Password Manager utility on Microsoft Edge, your personal account information will be more secure, through the password that the user has set up on the application. Instead of using the password saver in Edge browser, we can choose Avira Password Manager utility.

See more:

1. How to view saved passwords on Chrome browser?
2. How to use password management Lockbox in Firefox Quantum
3. How to manage passwords using the Bitwarden utility

I wish you all success!

You finished reading the article "**How to manage passwords on Microsoft Edge**" edited by the [TipsMake](#) team. We hope this article has provided you with many useful tech tips and tricks. You can search for similar articles on tips and guides. Thank you for reading and for following us regularly.