

How to make transparent icons on iPhone

iOS 26 combined with the Liquid Glass interface on iPhone will bring users many unique designs, such as transparent icons.

iOS 26 combined with the Liquid Glass interface on iPhone will bring users many unique designs, such as transparent icons. You can adjust the icons on the iPhone home screen yourself, such as changing the dark icon on the iPhone screen. Below are instructions for making transparent icons on iPhone.


Instructions for making transparent icons on iPhone

Step 1:

You **press and hold on the phone screen** , then tap **the Edit button** in the top left corner. Continue to **tap Customize** to edit the iPhone home screen.

Sửa

Xong



Zing MP3

Picsart

Trò chơi

Spotify

Google

Instagram

YouTube

TestFlight

chargin...

Chargin...

Try Galaxy 2.0

Threads

VPN-SuperUnli...

Trends

QSWaterMelon

Nhật ký

WhatsApp

ScratchJr

Copilot

Offline Games

Grok

Perplexity

Đại hải trình

TuTiênChiLộ-OEG

2

Xong

Thêm tiện ích

Tùy chỉnh

Sửa hình nền

Sửa trang

Grid of application icons including: Google, Instagram, YouTube, Spotify, TestFlight, VPN-SuperUnli..., Chargin..., Trends, QSWaterMelon, Nhật ký, WhatsApp, ScratchJr, Copilot, Offline Games, Grok, Perplexity, Đại hải trình, TuTiênChiLô-OEG.



Dock containing icons for Phone, Safari, Settings (with a red notification badge showing '2'), and Camera.

Step 2:

Display the interface for adjustment, you click on **Transparent mode** to switch to transparent icon style on iPhone lock screen. Immediately after that, you will see **the icon on iPhone screen switch to transparent mode** as shown below.

08:20

89



Zing MP3



Picsart



Trò chơi



Spotify



Google



Instagram



YouTube



TestFlight



chargin...



Chargin...



Try Galaxy 2.0



Threads



VPN-SuperUnli...



Trends



QSWaterMelon



Nhật ký



WhatsApp



ScratchJr



Copilot



Offline Games



Tùy chỉnh



Mặc định



Tối



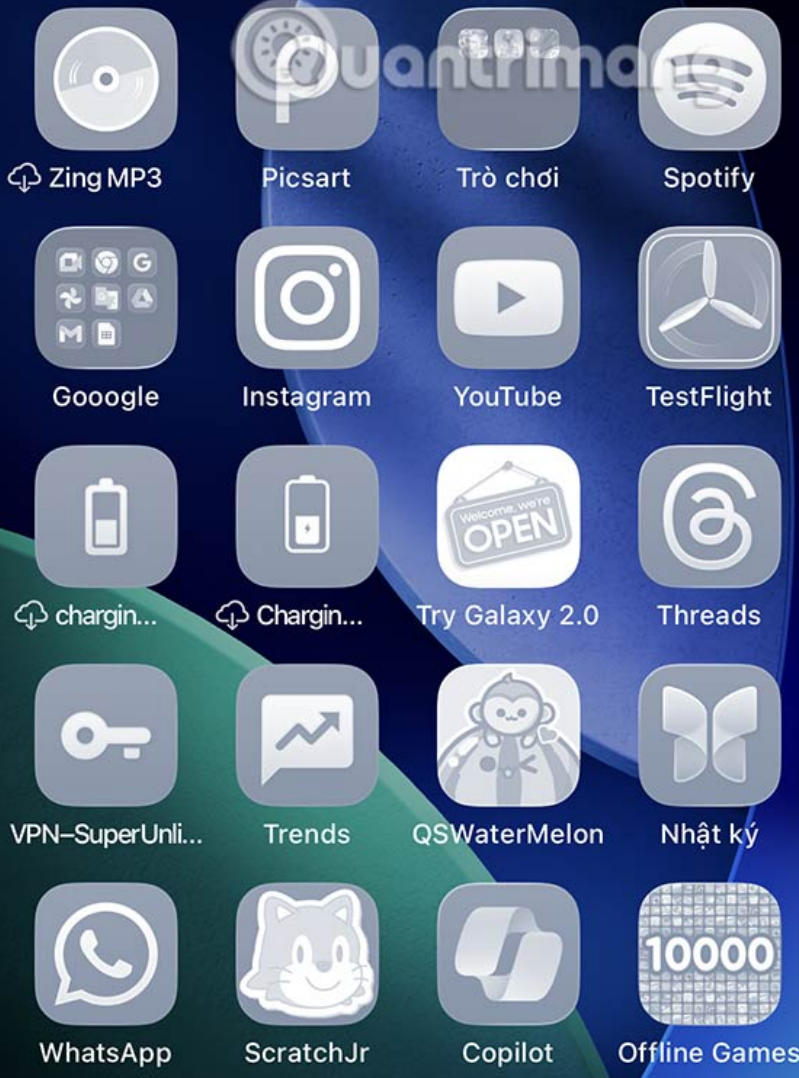
Trong suốt



Tô màu

08:20

89



Tùy chỉnh



Mặc định



Tối



Trong suốt



Tô màu

Sáng

Tối


Tự động

Step 3:

You can switch to dark mode for your iPhone screen, or adjust the lighting further.

08:20

89



Tùy chỉnh

Mặc định **Tối** Trong suốt Tô màu

Sáng **Tối** Tự động

Step 4:

To **highlight transparent icons on iPhone** , users can **change the background color or blur the background** . Press and hold on the home screen and then select Edit wallpaper. Now **select Color** and then select the color to choose the appropriate color.

Xong

Thêm tiện ích

Tùy chỉnh

Sửa hình nền

Sửa trang

- Google
- Instagram
- YouTube
- TestFlight
- chargin...
- Chargin...
- Try Galaxy 2.0
- Threads
- VPN-SuperUnli...
- Trends
- QSWaterMelon
- Nhật ký
- WhatsApp
- ScratchJr
- Copilot
- Offline Games
- Grok
- Perplexity
- Đại hải trình
- TuTiênChiLộ-OEG



- Phone
- Compass
- Settings (2)
- Camera

Hủy

Xong

Quantrimang



Ghép đôi



Màu



Dài màu



Ảnh

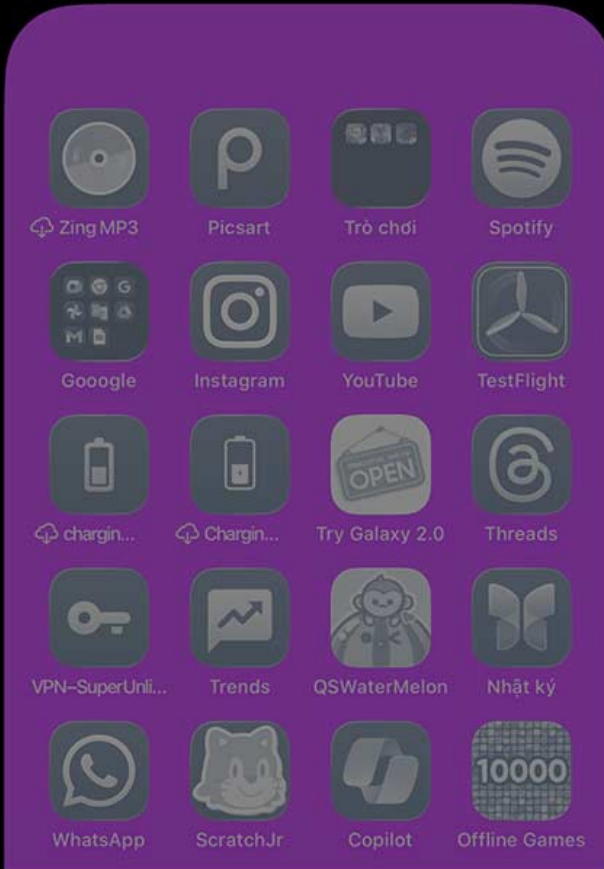


Mở

Hủy

Quantrimang

Xong



Chọn màu



You finished reading the article "**How to make transparent icons on iPhone**" edited by the [TipsMake](#) team. We hope this article has provided you with many useful tech tips and tricks. You can search for similar articles on tips and guides. Thank you for reading and for following us regularly.
