

How to make Android look like iPhone

Whether you wish to have an iPhone or you just want to make full use of Android's customization capabilities, keep reading to learn how to make Android look like an iPhone or iPad.

Do you want the features of the Android operating system in conjunction with the iPhone interface? You can make Android look like iOS, by combining applications, launcher (launcher), and various tips and tricks.

So whether you wish to have an iPhone or you just want to make full use of Android's customization capabilities, keep reading to learn how to make Android look like an iPhone or iPad.

Customize your Android phone to look like an iPhone

1. Change the launcher
 1. Phone X Launcher
 2. iLauncher
2. IOS icon pack for Android
 1. iOS 11 - Icon Pack
 2. iUX 12
3. Android version of iPhone application
 1. IOS12 Lock Screen
 2. iCalendar
 3. iMusic
 4. iCalculator
 5. Notification Center iOS 12

Change the launcher

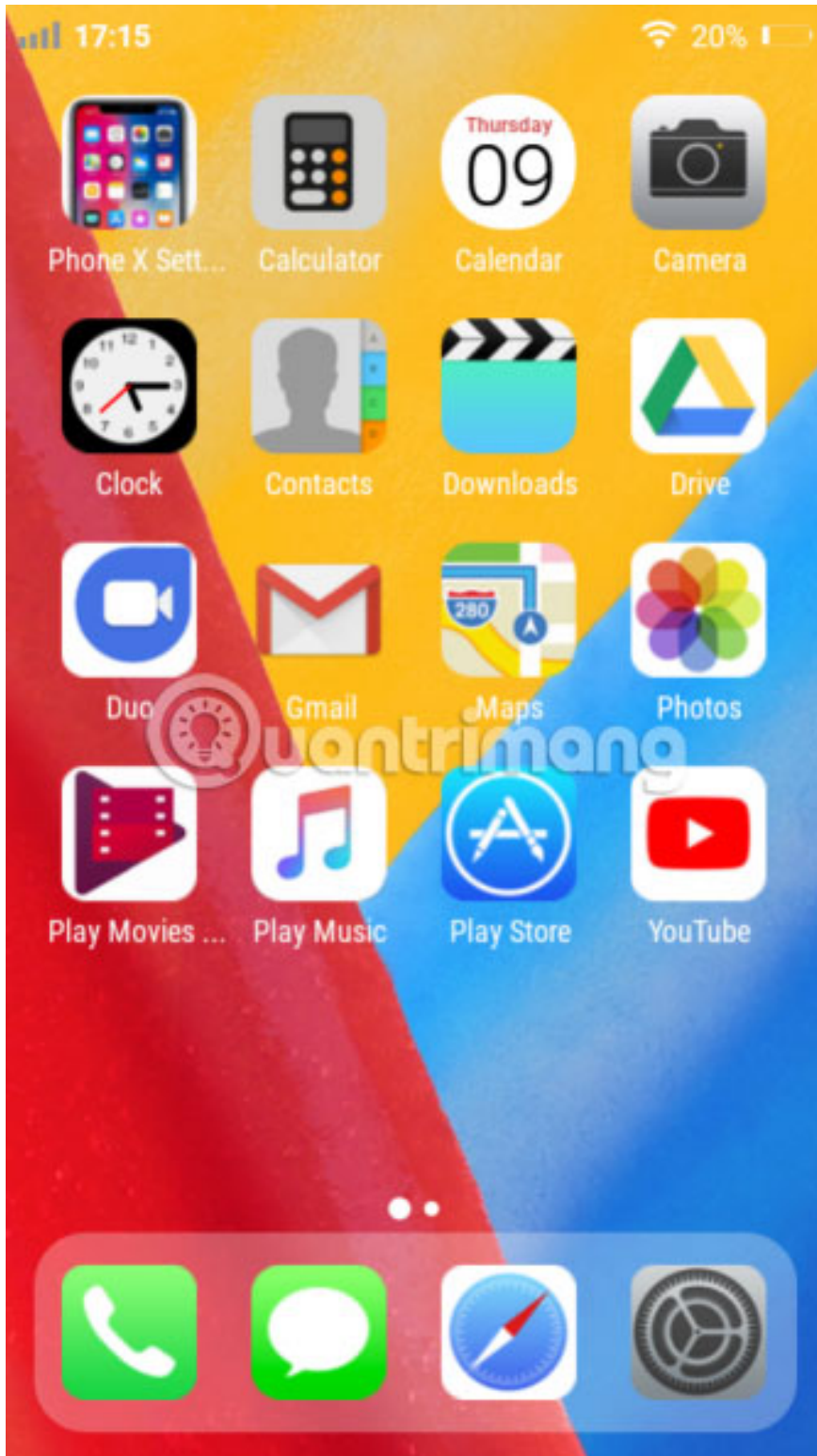
One of the best ways to instantly convert your phone interface is to install a third-party launcher.

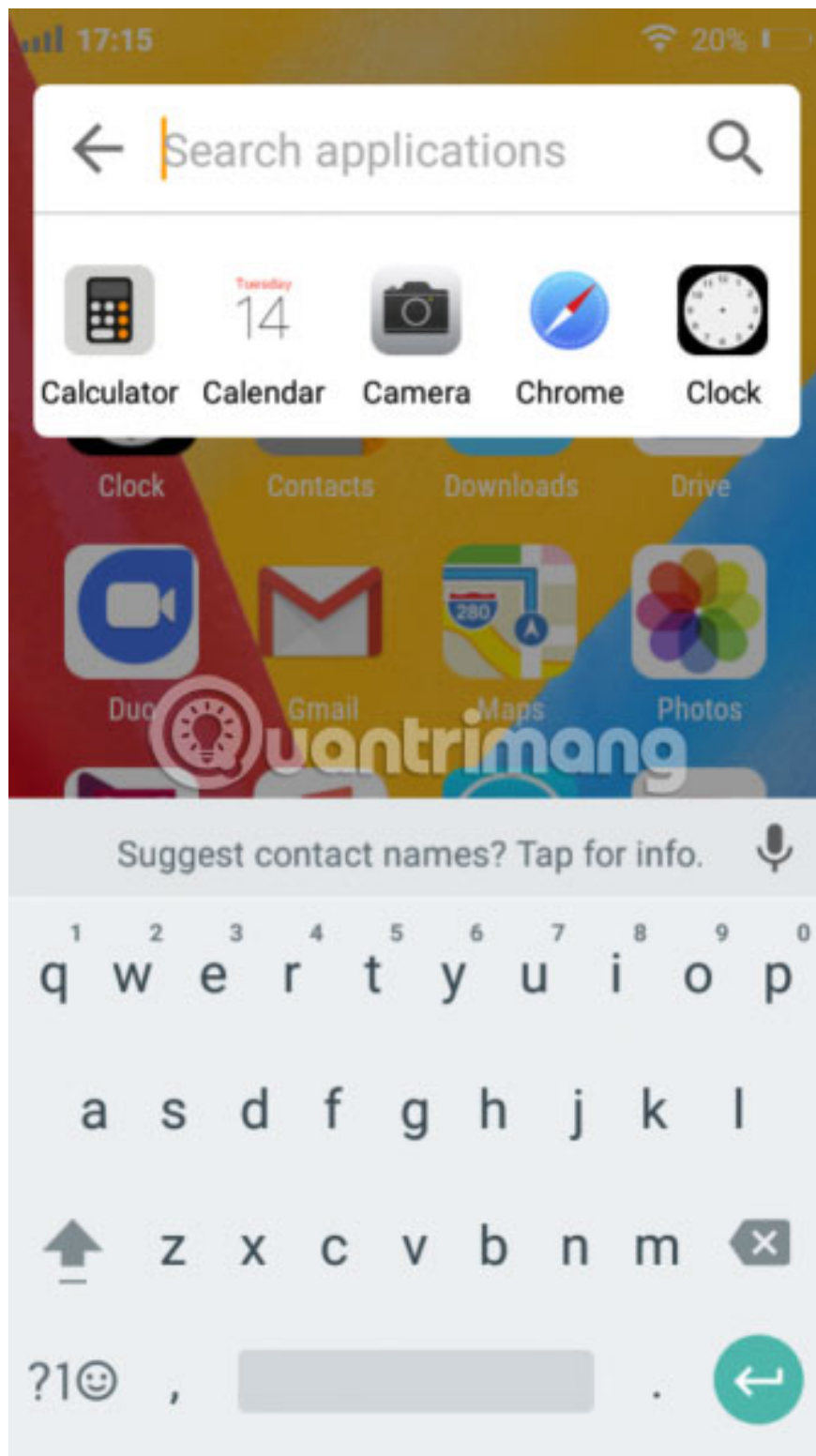
For those who don't know, the launcher is responsible for the device's main screen interface, how the app starts, how you call and how you interact with the Android operating system.

There are many launchers suitable for all tastes. Some launchers focus on design, while others prioritize improving functionality.

Some of the best launchers that help your phone look like iOS include:

Phone X Launcher





Modeled on iOS 12, Phone X Launcher aims to reproduce the latest generation of iPhone models on Android devices. That means you will find a notch at the top of the screen, regardless of whether your phone model actually has this part. (Notch is the area on the top of the phone, where the speaker and front camera are located)

This launcher is similar to the iOS experience, including a swipe-down search bar, iOS-style lock screen, customized version of Control Center on the iPhone, smart controls for WiFi and flashlight, along with The best

iOS wallpapers.

There is an in-app purchase, in case you want to delete the ad.

Download Phone X Launcher (Free) .

iLauncher

iLauncher is designed like iOS 9.

It removes the application tray and puts all apps on the home screen like iOS. iLauncher also replaces the default icons of some major system apps like **Phone, Messages, Camera** and **Settings** to make them look like on iPhone.

Unfortunately, the clock app does not display the actual time and the calendar application does not display the correct date in the icon thumbnail.


Download iLauncher (Free) .

IOS icon pack for Android

Another way to give your Android phone an iPhone-like appearance is to use the icon pack.

To use the icon pack, you need to use the launcher that supports this feature. However, you do not have to choose one of the launchers that the article discussed above. You can install any launcher you want to customize your own way. Check out the list of **TipsMake.com** 's best Android launchers to learn more.

iOS 11 - Icon Pack



It can be said that the best iOS icon pack for Android is iOS 11 - Icon Pack.

This icon pack provides the largest number of iOS icons for Android, including **Gallery, Settings, Weather, Calendar, Calculator, Camera, Google Play** and more.

All icons have a resolution of 192×192 . They are designed to operate at 110% on 7×5 grid using the popular Nova Launcher.

Download iOS 11 - Icon Pack (Free) .

iUX 12

iUX 12 uses the same design for applications as seen in iOS 12.

Although the design of the app is slightly newer than the previous option, the article still recommends the iOS 11 icon pack because it has more icons available. Having a consistent look on the phone is important.

In addition, the design differences between iOS 11 and iOS 12 are relatively small (you can test yourself). However, if having the latest tweaks is important to you, the iUX 12 is still a reliable option.

Download iUX 12 (Free) .

Android version of iPhone application

You can pair the above icon packs and launchers along with their iPhone-like applications. This is the way to get the most seamless experience.

Of course, you can never replace all Android apps with their iOS version, but here are some applications you should consider:

IOS12 Lock Screen

No sim



21%

17:14

Thursday, May 9



just now - 17:14

Notification Center iOS 12

Successfully installed



just now - 17:13

Screenshot captured.

Tap to view your screenshot.



just now - 17:14

Update Google Play services

Notification Center iOS 12 won't run unless you update Google Play services.



2 minutes ago - 17:12

Google

Security alert




2 minutes ago - 17:12

> Slide to unlock





Settings


 Preview 

 Enable Lockscreen 

 Set Password 

 Change Pass 

 Enable fingerprint 

Disable system lock screen 

SETTINGS LOCK SCREEN

 Wallpapers 

 Date Format 

 Text Slide 

True to its name, IOS12 Lock Screen helps Android lock screen to look like the latest version of iPhone lock screen. It provides iOS-style notifications, features that control iOS-like music players and screen unlocking options under the iPhone theme.

Download IOS12 Lock Screen (Free) .

iCalendar

If you are looking for an application that is similar to the iPhone calendar on Android, consider iCalendar iOS 13. This app is compatible with Google Calendar, providing custom color codes for events, supporting viewing maps and having a browser Integrated task management.

Read the list of the best calendars for Android for **TipsMake.com** for more options.

Download iCalendar iOS 13 (Free) .

iMusic

iMusic



ALL SONGS

Shuffle 0 songs 

 Quantinang



Music



Playlist



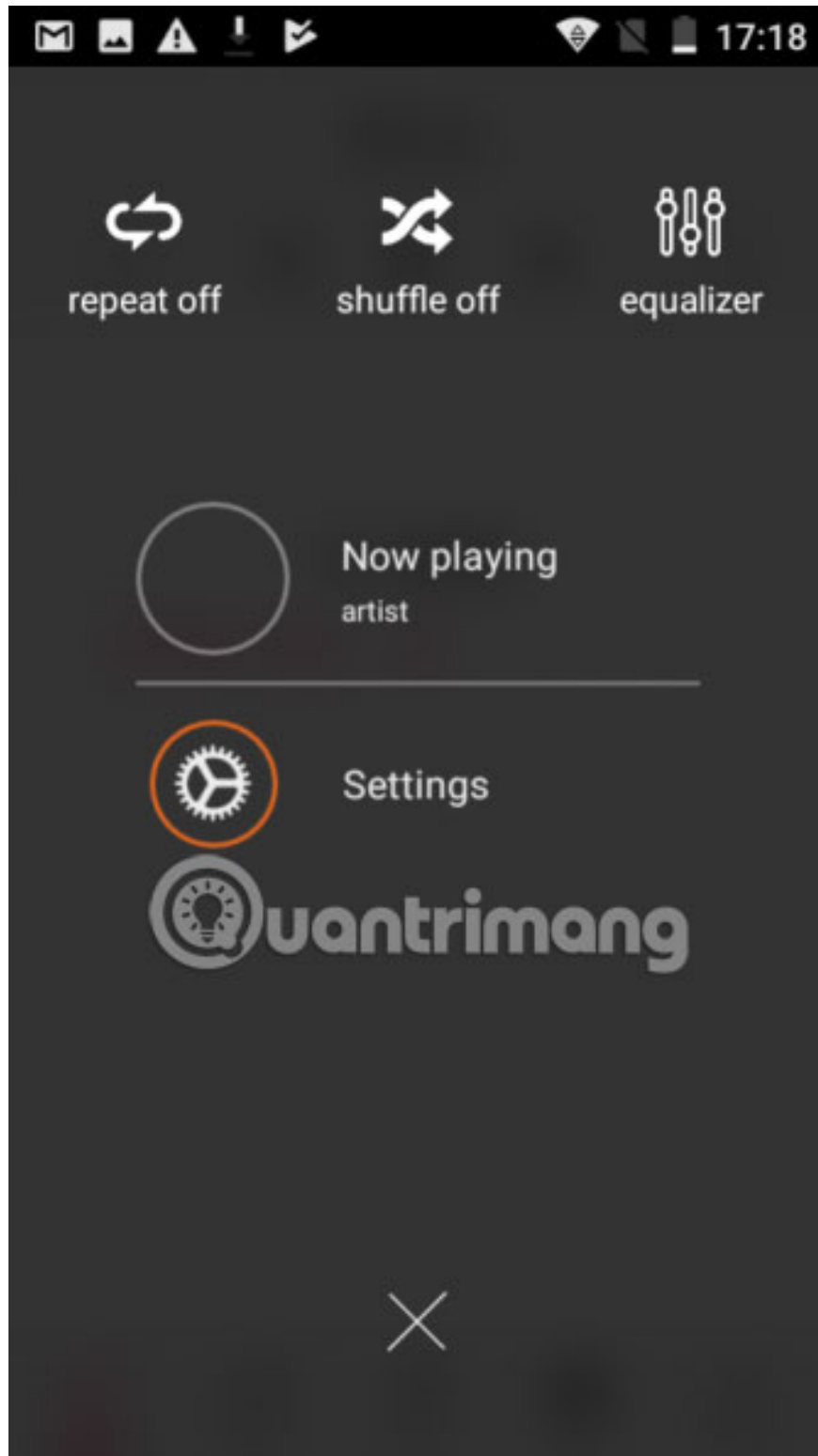
Artist



Album



Genre



In terms of design, iMusic is the most similar application you can find for Apple Music on iOS. This application is a full-featured MP3 player that supports card editing, continuous playback and smart playlists. In addition, there is a sleep timer, a ringtone selector and an equalizer.

Download iMusic (Free) .

iCalculator

iCalculator brings iOS computers to Android, including round numbers and color palettes.

In addition to the basics, iCalculator can record equation history, provide graphing features, perform conversions and have memory functions such as M +, M, MR and MC.

Download iCalculator (Free).

Notification Center iOS 12



17:19

Notification Center iOS 12 PRO

Enable



GENERAL



Customize Controls



Background Image



Vibration



Hide in full screen



GESTURES



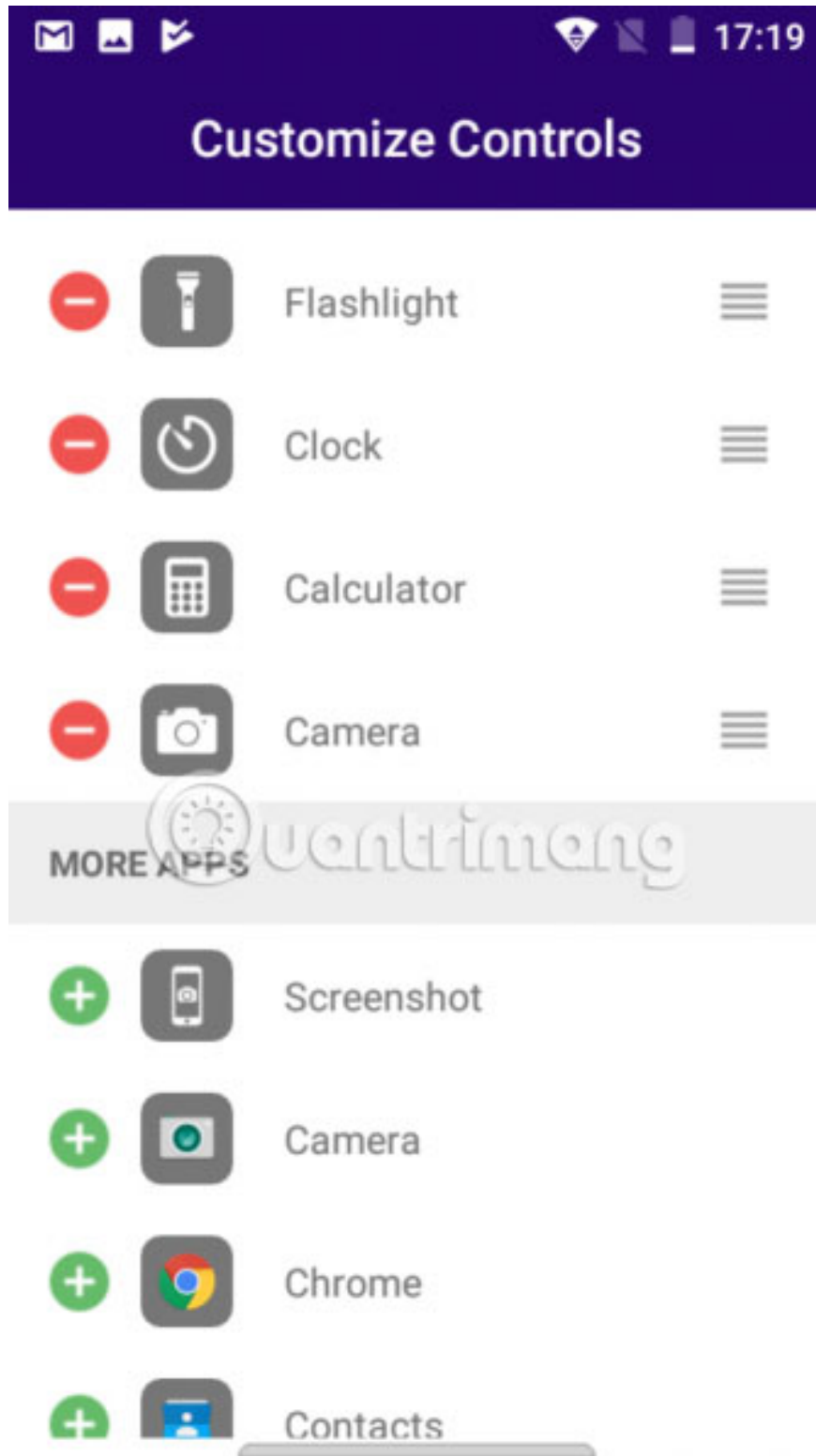
Swipe Up

Show Control Center



One Click

None



Finally, consider Notification Center iOS 12. It sets the iOS notification screen on Android home screen. As such, you have quick access to volume control features, Bluetooth, WiFi, flashlight, flight mode, music playback, etc.

This app also has some custom options. You can choose the location of tools that appear on the notification screen and hide the tools you don't need.

Download Notification Center iOS 12 (Free) .

The article does not suggest launchers, icon packs or applications in order. If quality and features are your number one priority, there are better options available on the Internet.

However, if your only purpose is to make the Android device as similar to iOS as possible, the options that the article suggests are worth considering.

If you want to learn more, see how to install custom ringtones on Android and common problems when installing custom Android ROMs.

Wish you find the right choice!

You finished reading the article "**How to make Android look like iPhone**" edited by the [TipsMake](#) team. We hope this article has provided you with many useful tech tips and tricks. You can search for similar articles on tips and guides. Thank you for reading and for following us regularly.