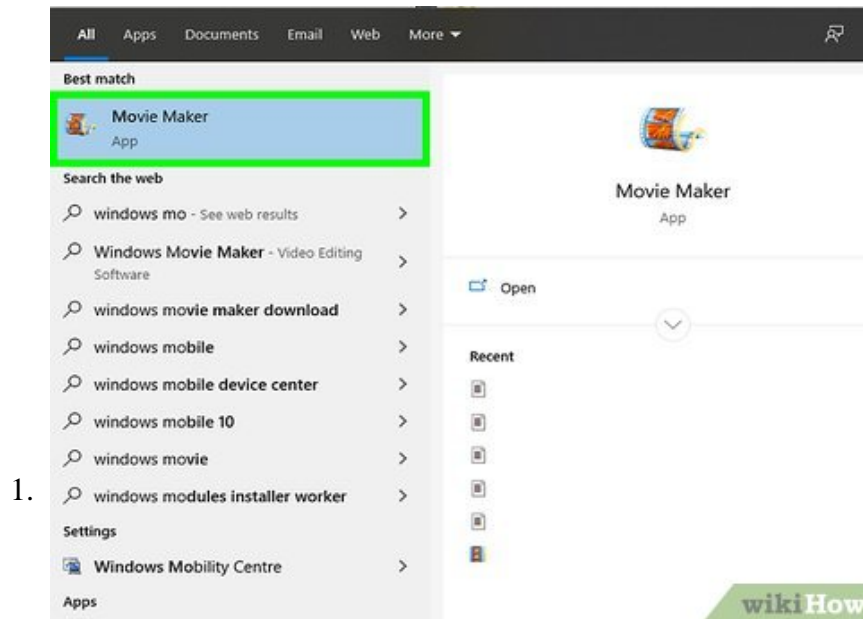


# How to Make a YouTube TTS Video

If you want to be listed in the 'YouTubers who have made TTS videos' list on 'the TTS Wiki', follow these steps, as you can make a famous Microsoft Sam, Mike and Mary video. Get a video editing software. The most popular video editing...

Method 1 of 4:

## General TTS video



1.

**Get a video editing software.** The most popular video editing programs for making TTS videos are Sony Vegas and Windows Movie Maker.



## Speakonia

FREE / CFS-Technologies / Windows 95/98/Me/NT/2000/XP / Version 1.3.5 / FULL SPECS

EDITORS' RATING: ★★★ 105 USER VOTES ★★★★★



**i** CFS-Technologies no longer supports the Speakonia software, but still allows the download and use of it. Visit the CFS-Technologies site for a free registration key for Speakonia.

### EDITORS' REVIEW

BY DOWNLOAD.COM STAFF / FEBRUARY 27, 2009

2.

Not a fictional Eastern European country from a Marx Brothers movie, Speakonia is actually a modest freeware utility that reads text out loud. Speakonia comes with about 20 voices (all with strong robotic accents) and lets you quickly change the reading speed and pitch. It's also little trouble to correct the pronunciation of words (proper names, for instance). Speakonia can save text in WAV files for playback when you're driving or jogging, but unfortunately it can't save sound files in the MP3 format, so you may need a third-party conversion utility. The program interface is clear and straightforward, you simply select text in any document and press Ctrl C to read it aloud. However, Speakonia lacks controls for skipping to the next sentence or paragraph. In spite of those drawbacks, its decent performance and free price make it a reasonable choice for the vision-impaired or people who'd rather do their reading with their ears than their eyes.

wikiHow

**Get Speakonia.** You'll need this to download to make TTS videos. To convert the text you entered, the voice you chose, its pitch, speed and volume, register it and restart it.

**VEGAS Pro 17 Edit**  
Powerful video production & audio editing

SAVE \$100

Please select a version:

VEGAS Pro Edit VEGAS Pro VEGAS Pro 365 VEGAS Pro Suite

Select a purchase option

New purchase Upgrade

**\$299.00** Regularly \$399.00

BUY NOW

Valid until January 29, 2020  
\$100 discount

WHAT'S NEW? FEATURES SPECIFICATIONS PRODUCT COMPARISON TUTORIALS

wikiHow

3.

**Register a video editing software you have.** Except for Windows Movie Maker, this option is for people who read this with Sony Vegas only.

Dear Visitor,

We are sorry to announce, that there will be no more updates of software by CFS-Technologies in the foreseeable future. Unfortunately we also won't be able to offer support for our software anymore.

To use the full potential of Speakonia a registration key is needed.

Please use the following key:

Name:Unlimited License

E-Mail:none@needed.com

Registration Code:SPK-174101-172083

Please also see the [Speakonia FAQ](#) for answers.To download Speakonia please see the [Speakonia c|net page](#)

We would like to thank you as a costumer for your long lasting support and your understanding!

4.

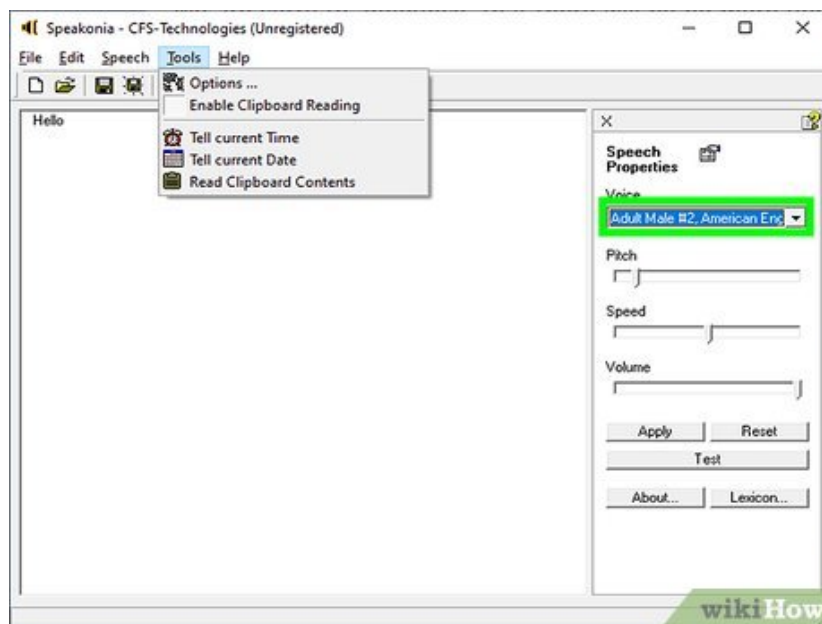
Best Regards,

Chris Schuster  
CFS-Technologies

wikiHow

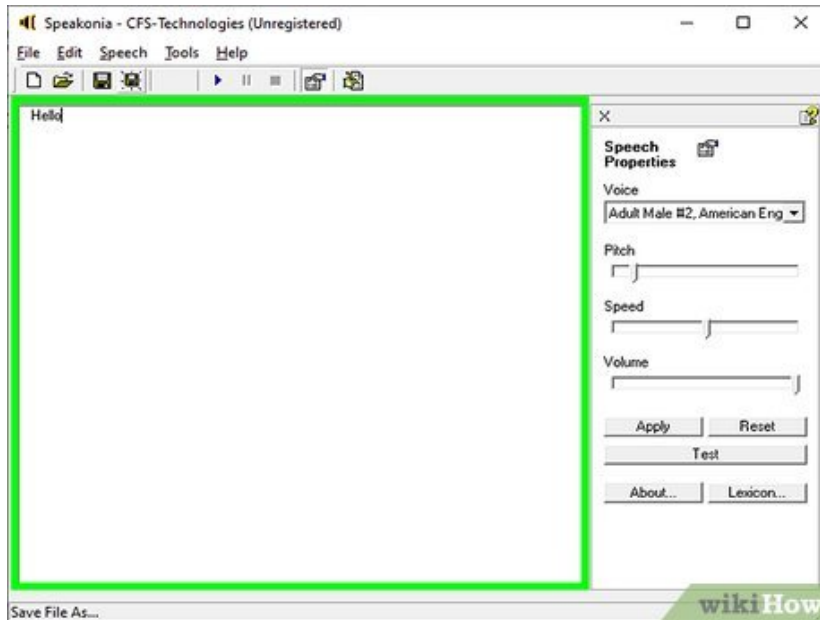
**Download Sam, Mike and Mary.** This is currently available from visiting the CFS-Technologies' website, but the company is defunct currently. It has only 2 pages.

5.



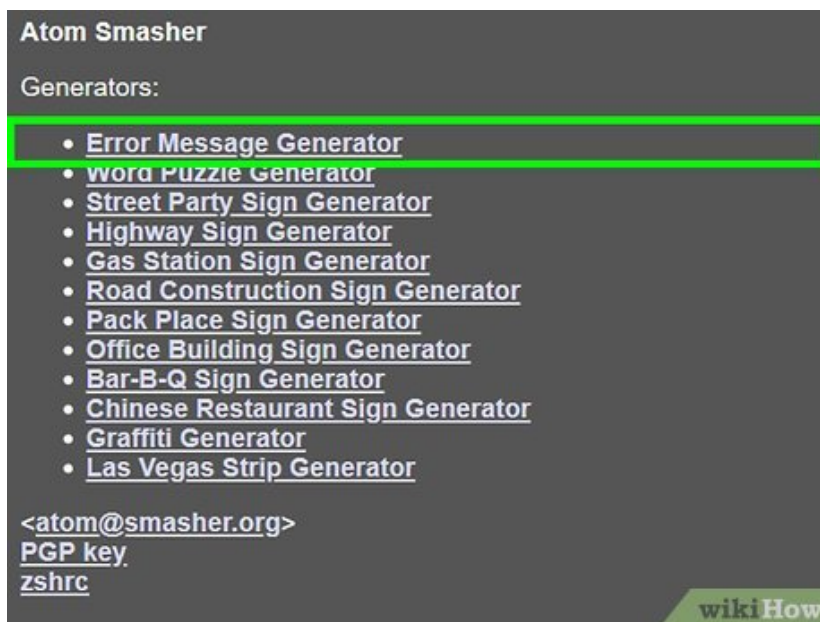
**Make concepts.** Sam, Mike and Mary all have concepts made by its creators.

6.



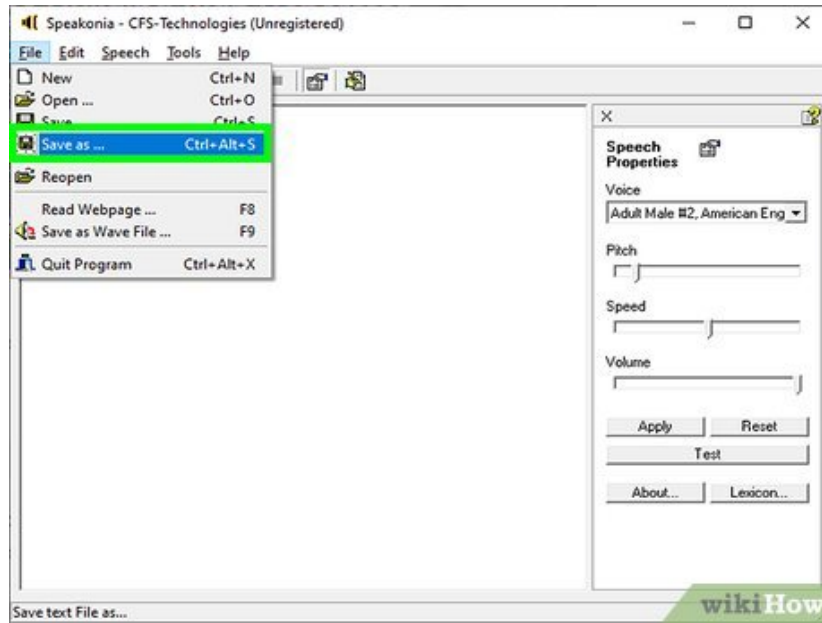
**Add some words into Speakonia.** You'll be able to make a silent movie without the voices downloaded, with Speakonia. You will be able, if you register it, to export it to .WAV files.

7.



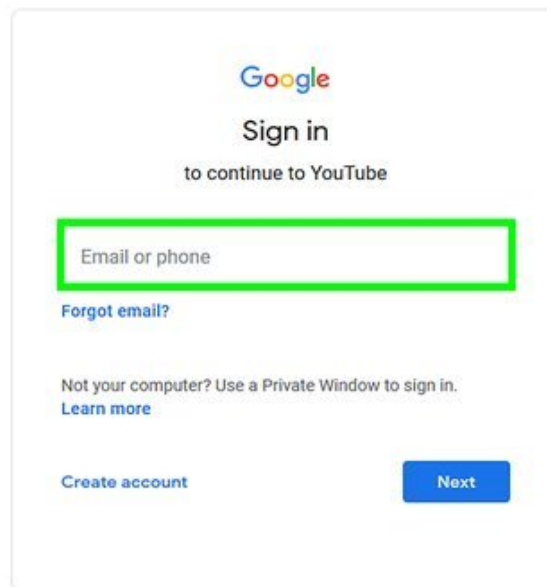
**Make errors.** If you are doing a "Funny Windows Errors" episode, be sure to put Microsoft Sam only. Also, you can visit "atom.smasher.org" to make the errors to be in the show. Be sure, the errors Sam reads are funny. You can also take error requests, if you like.

8.



**Put audio.** The great movie does not look good if you don't have .WAV files exported from Speakonia. If you are doing a FWE episode, be sure to know: one error - one line. You can also in a FWE episode you're doing, put "Next error, please" before the next error.

9.



**Make a YouTube account if you don't have one.**



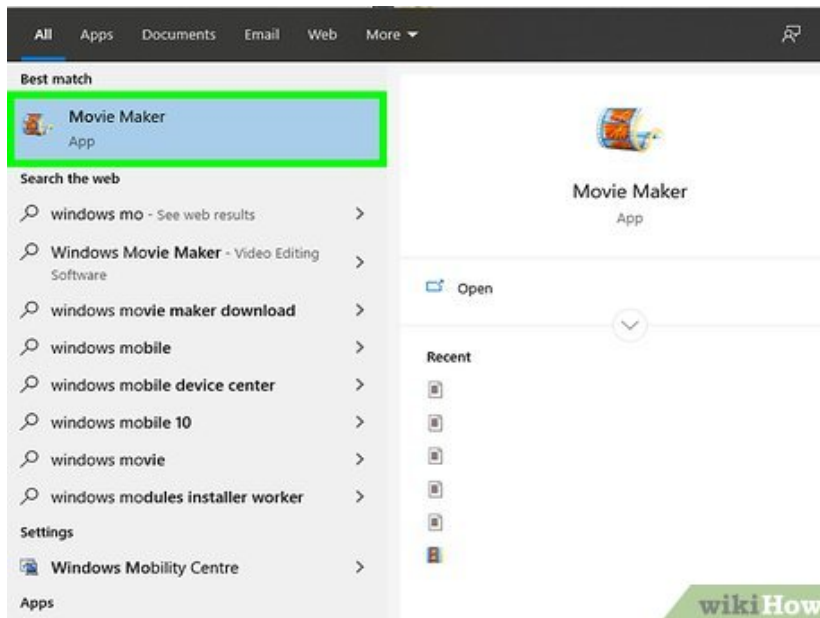
Drag and drop a file you want to upload  
Your video will be private until you publish it

SELECT FILE

10.

wikiHow

**Publish your rendered movie to YouTube and you're now a TTS video maker!**



11.

wikiHow

**Make more.** But not at the same day.

Method 2 of 4:

**Opinion videos**



1.

wikiHow

**Download a picture from Internet.** That can figure out what you comment on it.

---

HOME > WINDOWS > BUSINESS SOFTWARE > VOICE RECOGNITION SOFTWARE > SPEAKONIA

### Speakonia

FREE / CFS-Technologies / Windows 95/98/Me/NT/2000/XP / Version 1.3.5 / FULL SPECS ▾

EDITORS' RATING: ★★★☆☆ 105 USER VOTES ★★★★★

 **DOWNLOAD NOW**

 CFS-Technologies no longer supports the Speakonia software, but still allows the download and use of it. Visit the CFS-Technologies site for a free registration key for Speakonia.

#### EDITORS' REVIEW

BY DOWNLOAD.COM STAFF / FEBRUARY 27, 2009

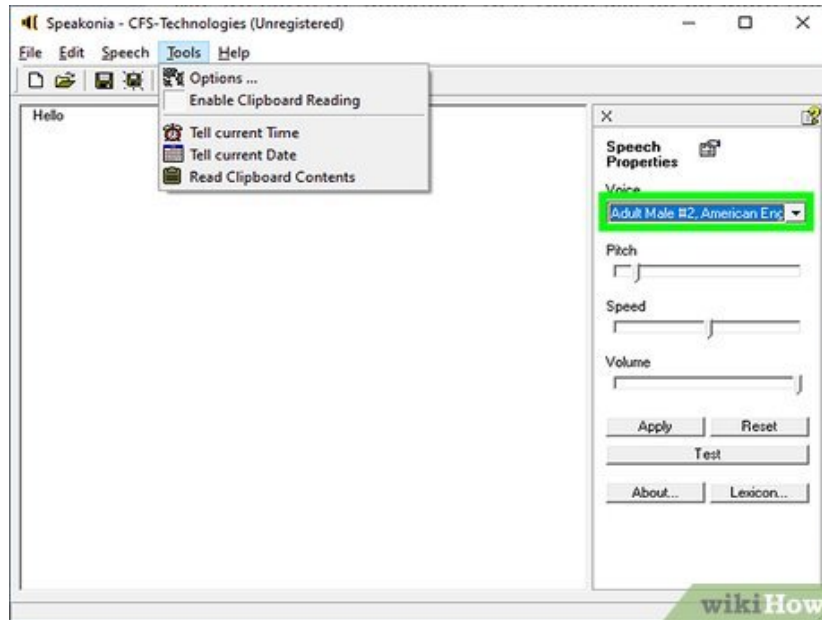
Not a fictional Eastern European country from a Marx Brothers movie, Speakonia is actually a modest freeware utility that reads text out loud. Speakonia comes with about 20 voices (all with strong robotic accents) and lets you quickly change the reading speed and pitch. It's also little trouble to correct the pronunciation of words (proper names, for instance). Speakonia can save text in WAV files for playback when you're driving or jogging, but unfortunately it can't save sound files in the MP3 format, so you may need a third-party conversion utility. The program interface is clear and straightforward; you simply select text in any document and press Ctrl C to read it aloud. However, Speakonia lacks controls for skipping to the next sentence or paragraph. In spite of those drawbacks, its decent performance and free price make it a reasonable choice for the vision-impaired or people who'd rather do their reading with their ears than their eyes.

2.

wikiHow

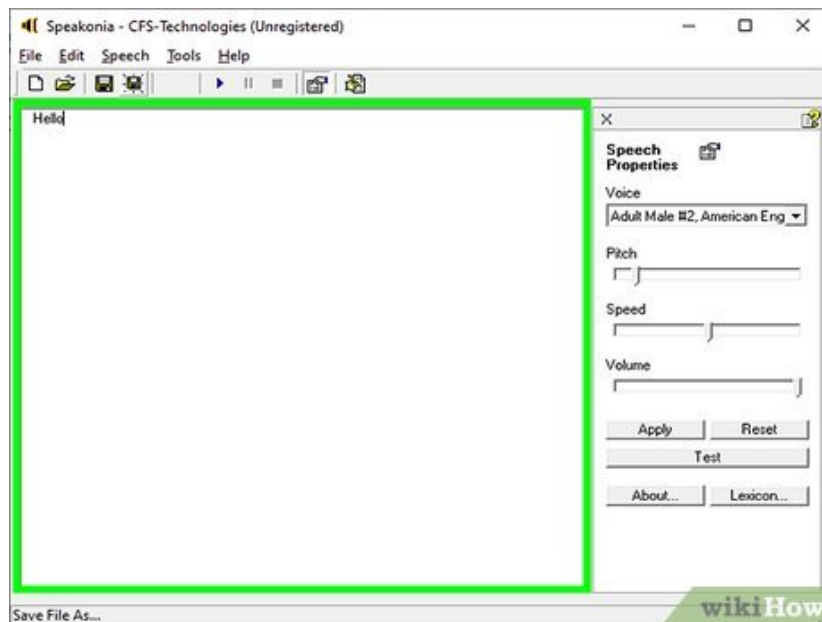
**Do steps on setting up to make a TTS video that can be found above.** That helps you.

3.

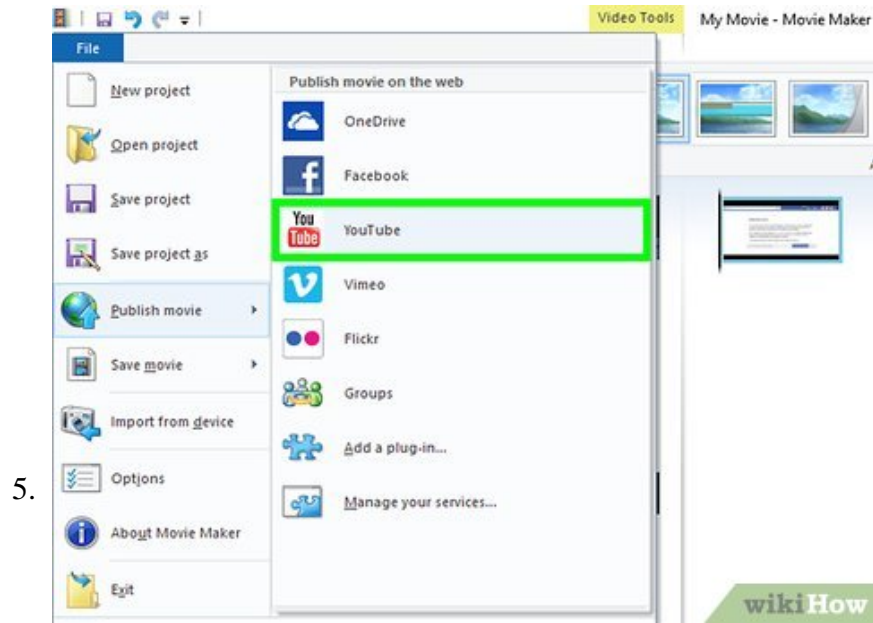


**Put only Microsoft Sam as a voice.** If you put him, he'll be your primary voice.

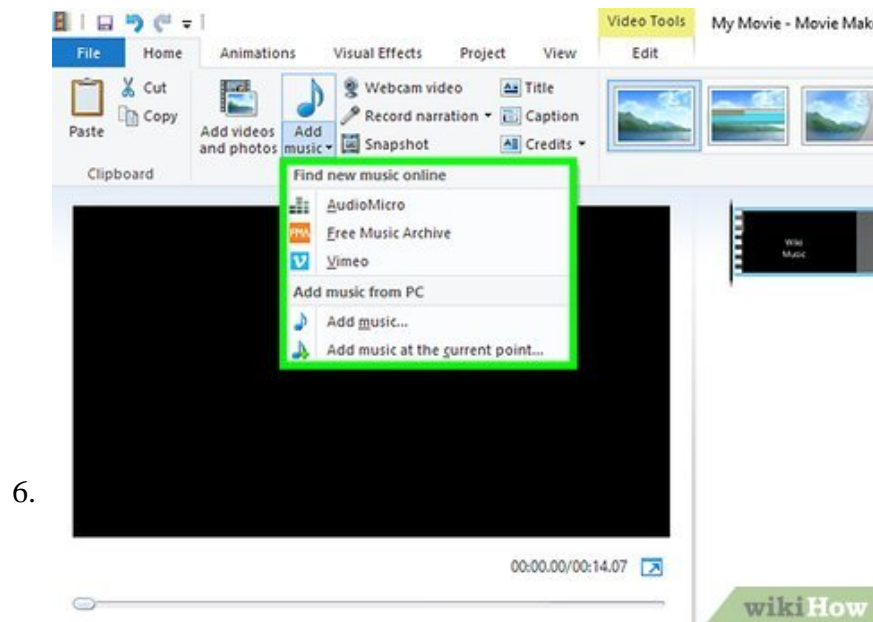
4.



**Enter text of the opinion of a thing of you into Speakonia, preview it, and after that, convert to WAV format.** If you do all those things, you can put it into a video.



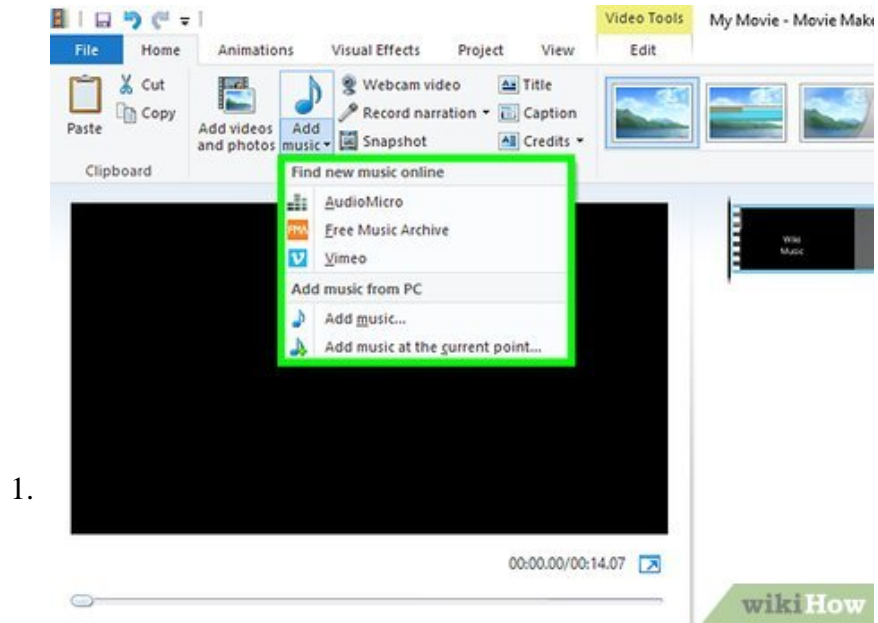
**Don't forget to open a video editing software.** That helps you edit a video, make it and publish to YouTube if you like.



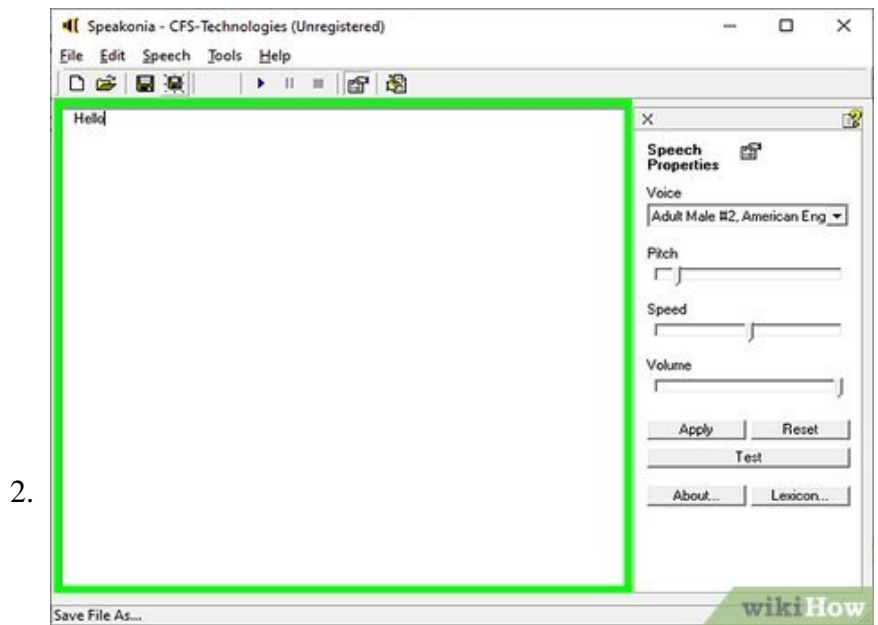
**Prepare 2 tracks on the video editing software.** On the first track put just a picture of a thing, and on the second the full audio. Be sure to set the length of a picture to be equal to the length of audio.

Method 3 of 4:

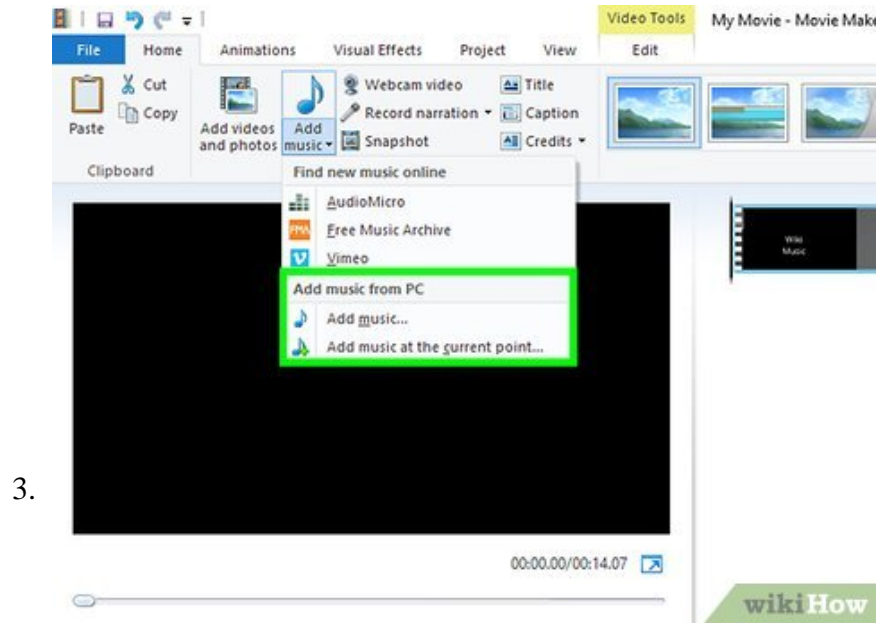
## Text and audio



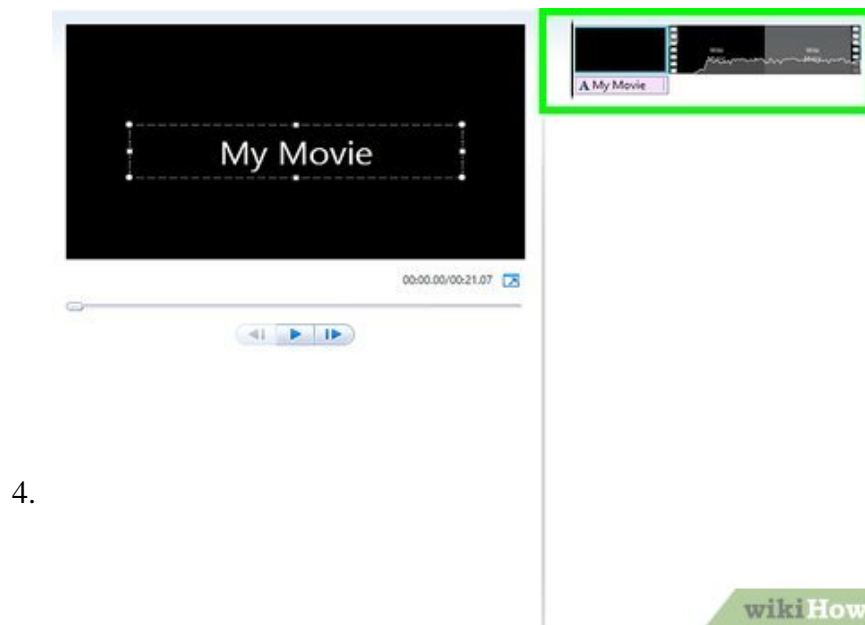
**Prepare 2 tracks. One is for text, and one is for audio.**



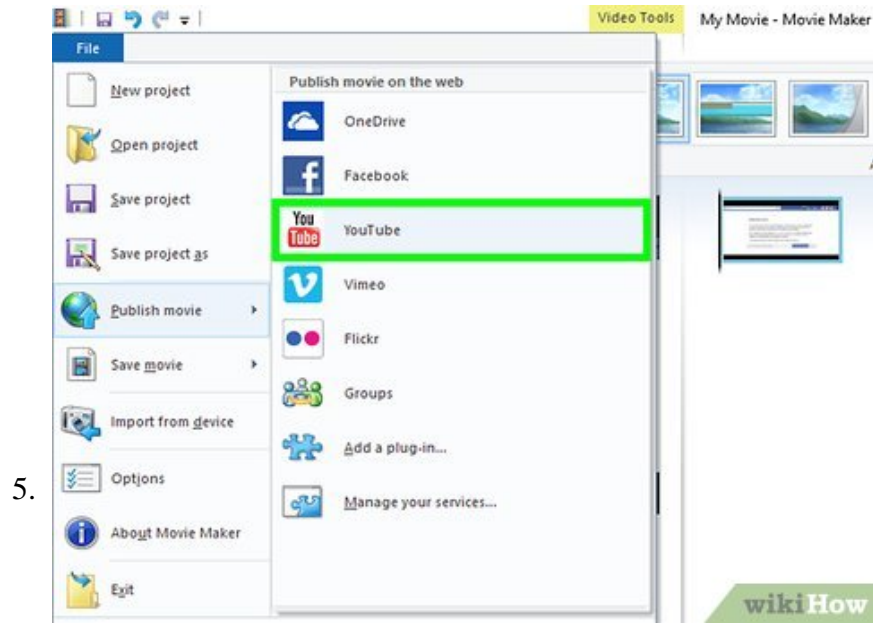
**Enter text of any Microsoft TTS voice. You can also record if the voice is **not** available on Speakonia.**



**Put the audio text on the second track.**



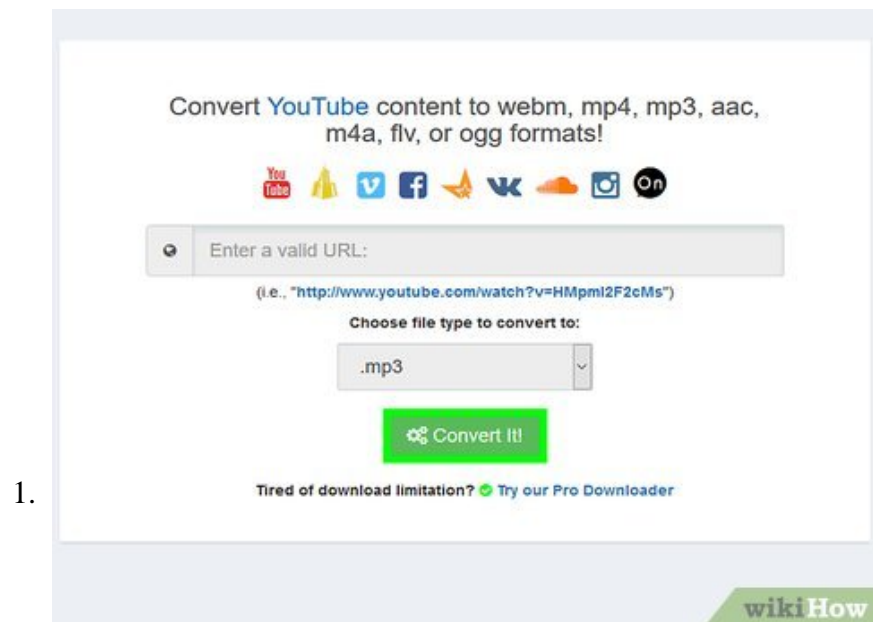
**Be careful for the text length.** Preview a lot of times, follow the audio and put the text enough with the length as the "small" part of the text being spoken on audio.



You can also do this type of videos as part of a general TTS video.

Method 4 of 4:

## Logo blooper



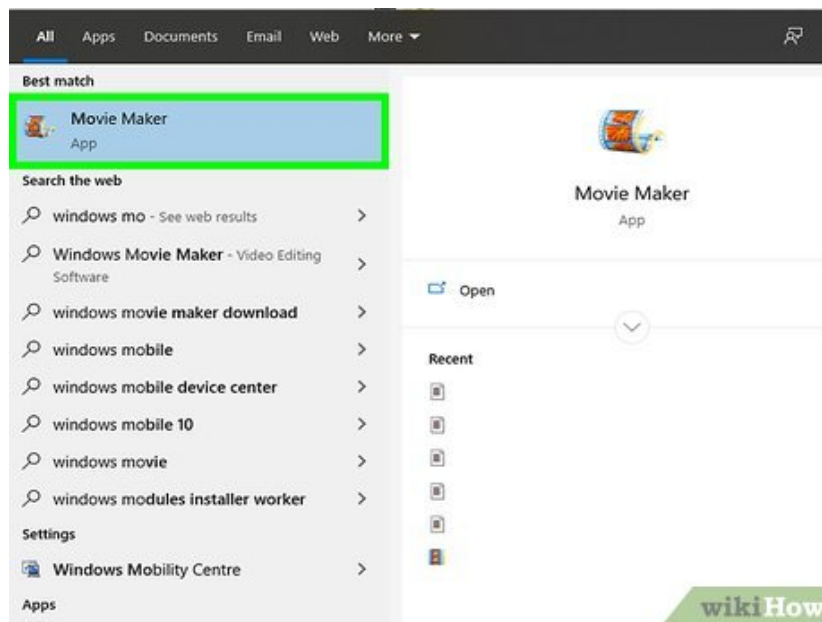
Download a source video of any logo in video motion on YouTube, as an mp4 file. Downloading websites include ixconverter.net, etc.



2.

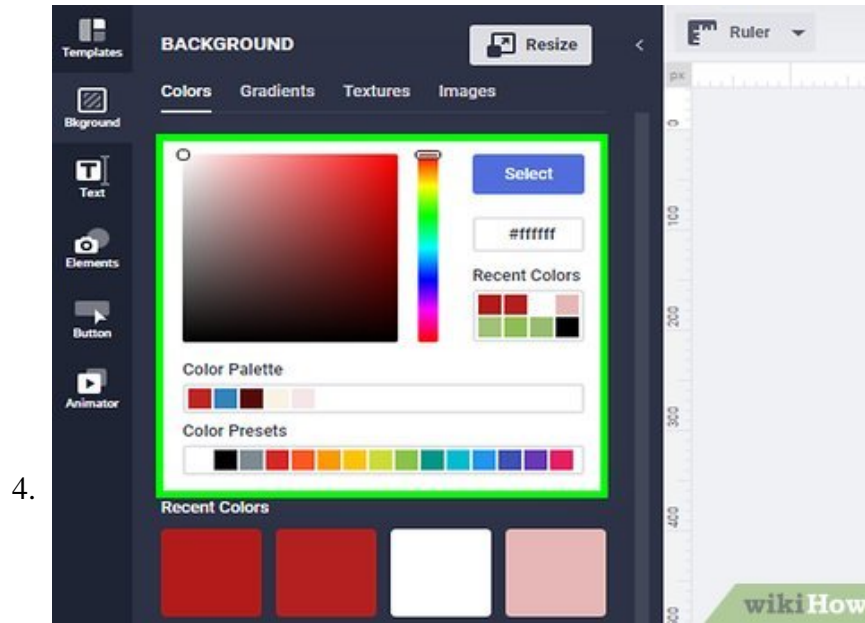


**Make sure the logo has text which can be change and is in full color.** This does will not be the case for some logos, so be sure to look for one that is in the required form.

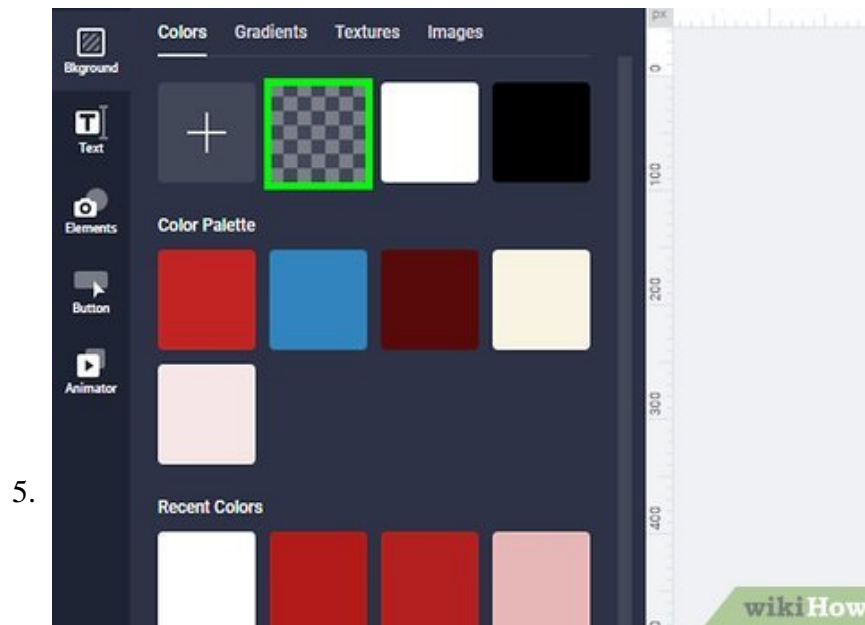


3.

**Open a video editing software and do the steps in the *General TTS video* method, except for 5 last ones.**



Prepare a color for the "studio" in the video.



Make sure the concepts have transparent background, if haven't, or copy/paste in Paint, concepts with a white background, and change the background to match the studio.



## Speakonia

FREE / CFS-Technologies / Windows 95/98/Me/NT/2000/XP / Version 1.3.5 / FULL SPECS

EDITORS' RATING: ★★★ 105 USER VOTES ★★★★★



CFS-Technologies no longer supports the Speakonia software, but still allows the download and use of it. Visit the CFS-Technologies site for a free registration key for Speakonia.

### EDITORS' REVIEW

BY DOWNLOAD.COM STAFF / FEBRUARY 27, 2009

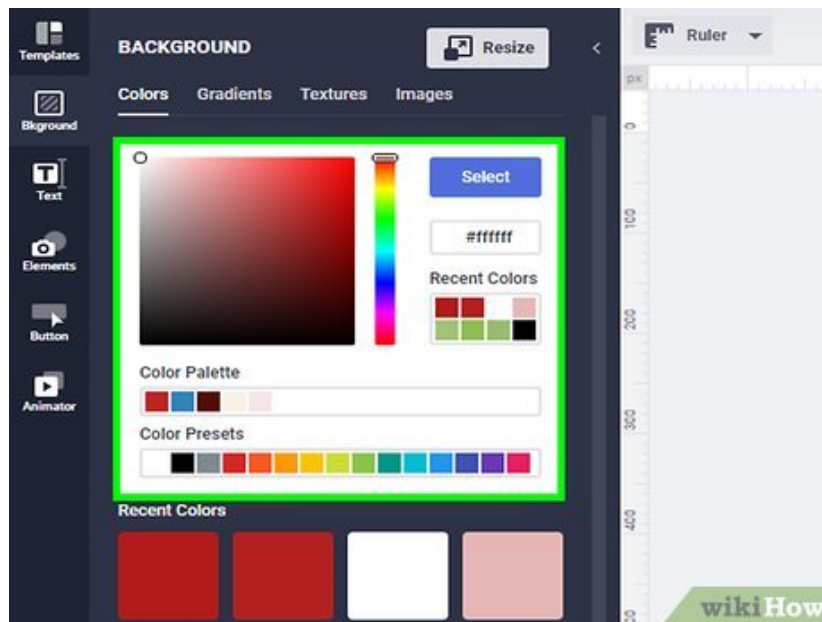
6.

Not a fictional Eastern European country from a Marx Brothers movie, Speakonia is actually a modest freeware utility that reads text out loud. Speakonia comes with about 20 voices (all with strong robotic accents) and lets you quickly change the reading speed and pitch. It's also little trouble to correct the pronunciation of words (proper names, for instance). Speakonia can save text in WAV files for playback when you're driving or jogging, but unfortunately it can't save sound files in the MP3 format, so you may need a third-party conversion utility. The program interface is clear and straightforward; you simply select text in any document and press Ctrl C to read it aloud. However, Speakonia lacks controls for skipping to the next sentence or paragraph. In spite of those drawbacks, its decent performance and free price make it a reasonable choice for the vision-impaired or people who'd rather do their reading with their ears than their eyes.

wikiHow

**Make the first blooper. After it, make multi-voiced reactions in Speakonia.**

7.



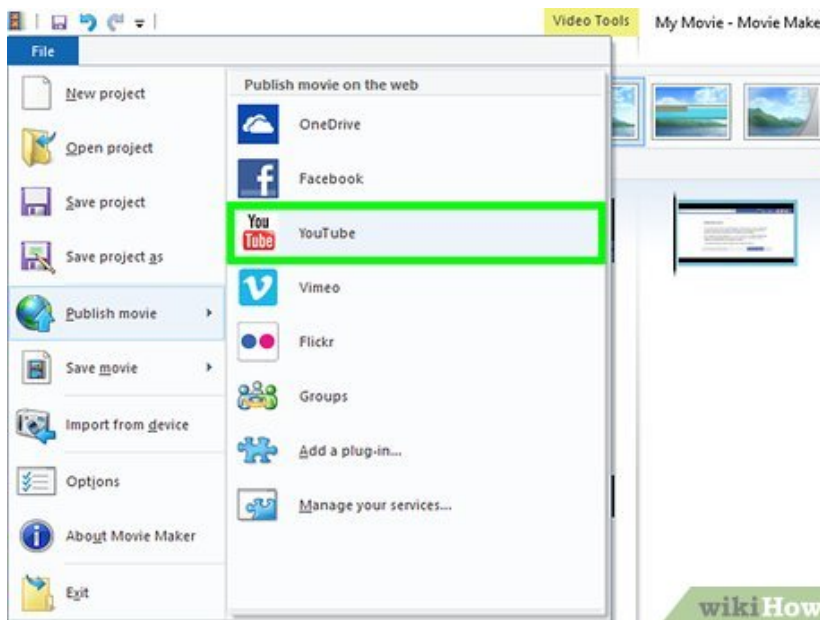
**Do the second one too, and more until at least 10 different bloopers.**

8.



**Make a tantrum when someone in the video gets angry during one blooper, but not at the end.**

9.



**Do the last three steps in the *General TTS video* method.**

You finished reading the article "**How to Make a YouTube TTS Video**" edited by the [TipsMake](#) team. We hope this article has provided you with many useful tech tips and tricks. You can search for similar articles on tips and guides. Thank you for reading and for following us regularly.