

How to make a voice or video call on Telegram

The early days of 2021 are witnessing the rise of multi-platform messaging applications focusing on user privacy, which is typical of which is Telegram. Telegram voice and video calls are tightly end-to-end encrypted.

Telegram gives users more privacy controls than WhatsApp, Facebook Messenger and some other popular messaging software today. In addition to superior security, this application still supports users with all the basic features required on an online chat platform. For example, texting 1-1, create large chat rooms with up to 200,000 participants, transfer files up to 2GB in size, or make free voice and video calls .

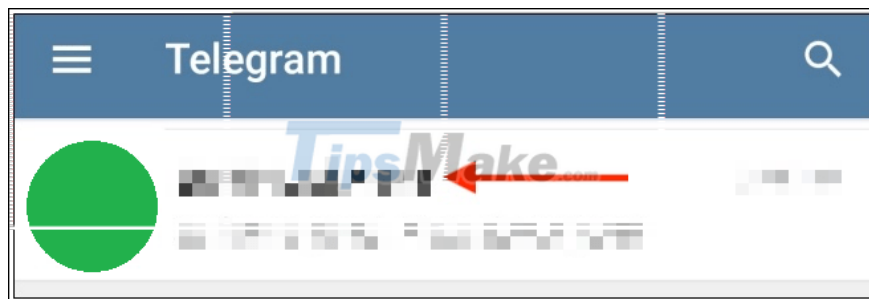
While chat messages are only server-side encrypted, Telegram voice and video calls are end-to-end encrypted.

Currently, Telegram only supports making voice and video calls in live chats. It has a separate Voice Chat feature where anyone in the chat group can visit and talk. In this article, we will learn about making voice and video calls in private chats on Telegram.

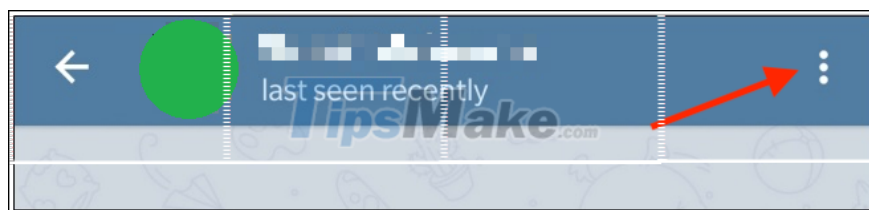
How to make a voice or video call on Telegram Android

You can quickly make voice or video calls in Telegram Android using the options menu.

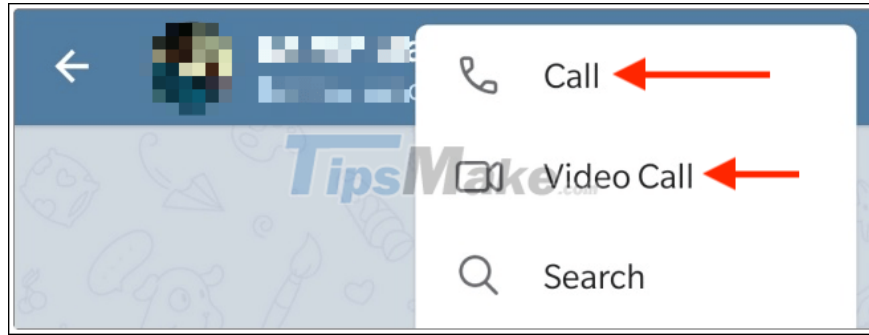
First, open the Telegram app on your Android device and select the contact you want to call.



Next, tap the three-dot menu icon located vertically in the top right corner of the screen.



In the menu that appears, click on the 'Call' option to start a voice call, or click on the 'Video Call' option to start a video call.



You can also switch to a video call after making a voice call by pressing the 'Start Video' button.



Just press the red 'End Call' button to end the call whenever you want.



How to make a voice call or video call on Telegram iOS

On iOS, you can also make voice and video calls from a contact's profile. To get started, open the Telegram app and choose the person you want to call.

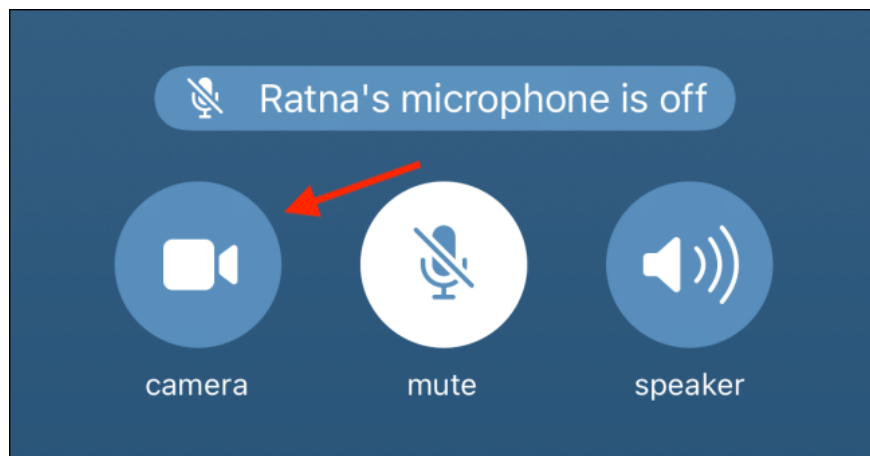
Here, tap the person's name at the top of the screen.



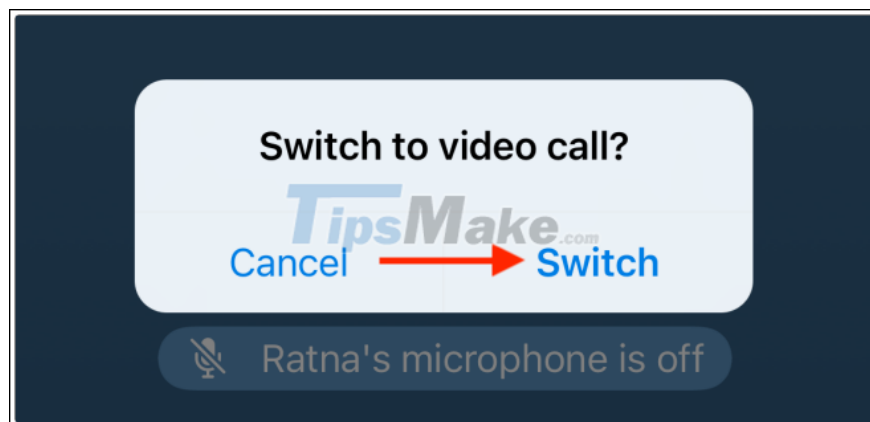
You can select the 'Call' option if you want to make a voice call, or the 'Video' option if you want to make a video call.



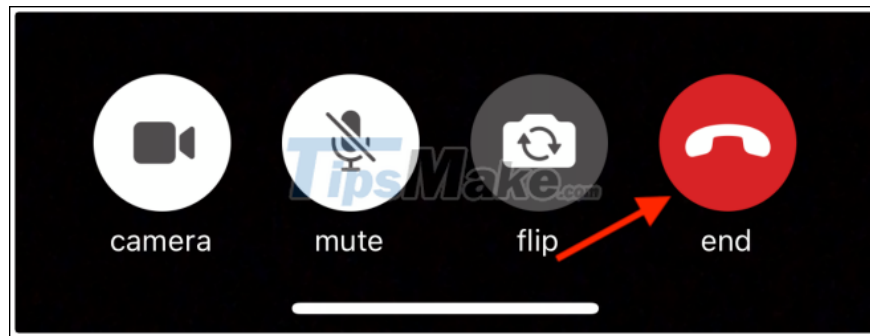
You can quickly turn a voice call into a video call by pressing the 'Camera' button.



From the pop-up message, tap the 'Switch' button.



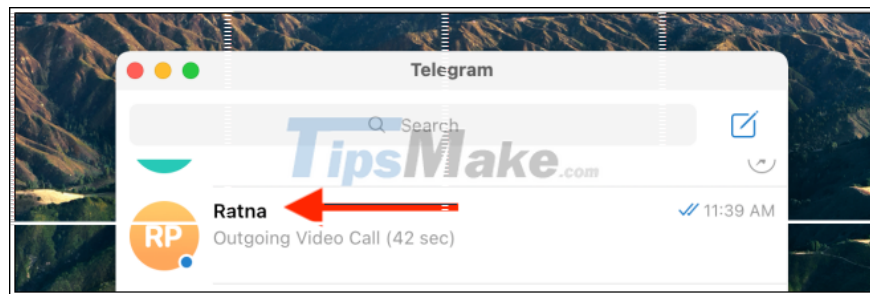
To end the call, just press the red 'End' button.




How to make a voice or video call on the Telegram desktop

Telegram on the platform handles calls in a different way. Instead of directly starting a video call, you'll need to make a voice call first. From there, you can switch to a video call by turning on the camera.


First, open the Telegram app on your computer, then navigate to the conversation you want to call.



Click the phone icon in the upper right corner of the screen to start a regular voice call.



After the other party picks up the phone, you can click on the 'Camera' button to turn on the camera and switch to video calling.



To end the call, click on the 'Decline' button.

You finished reading the article "**How to make a voice or video call on Telegram**" edited by the [TipsMake](#) team. We hope this article has provided you with many useful tech tips and tricks. You can search for similar

articles on tips and guides. Thank you for reading and for following us regularly.

© 2019 TipsMake.com