

# How to Make a Scary Movie on Windows Movie Maker

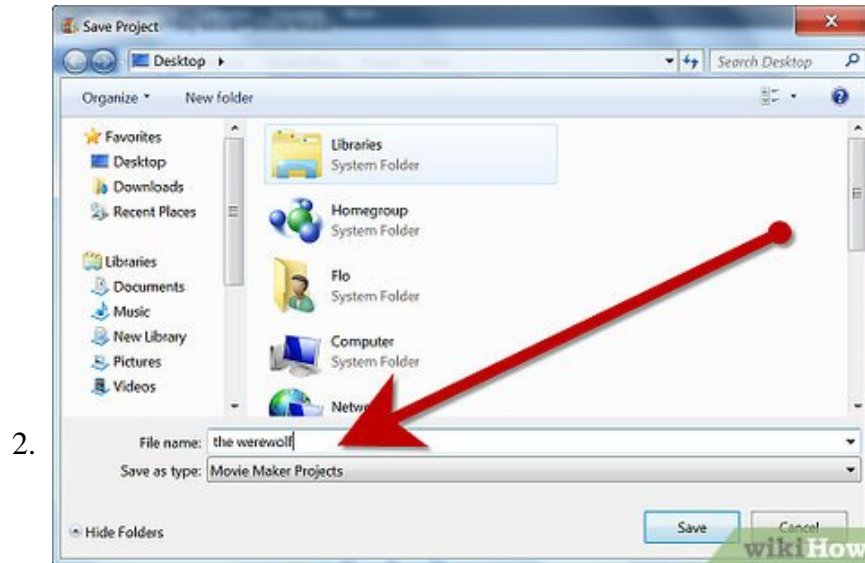
Ever wanted to make a good scary movie on Windows Movie Maker? Find out here in just a few easy steps! You want your horror film to really be horror. Since you are making this on Windows Movie Maker, it's best to know not to film the whole...

Method 1 of 3:

## Idea



**Develop a plot and storyline before you start filming.** While improvising can be compelling, it rarely works in the horror genre.



**Think of a snappy title!** Whether it's "The Haunted Mirror" or "Room 1", make sure it sounds relative to the movie. Example; If your movie is about a ghost trying to possess you, you shouldn't name it "Zombies in the Graveyard". Try something like "Possession" or "Paranormal Brainteaser".

Method 2 of 3:


## Acting



**Remember to act like you're really there, and feel your characters emotions.** Enhance your screams if you have to, but make it look real.



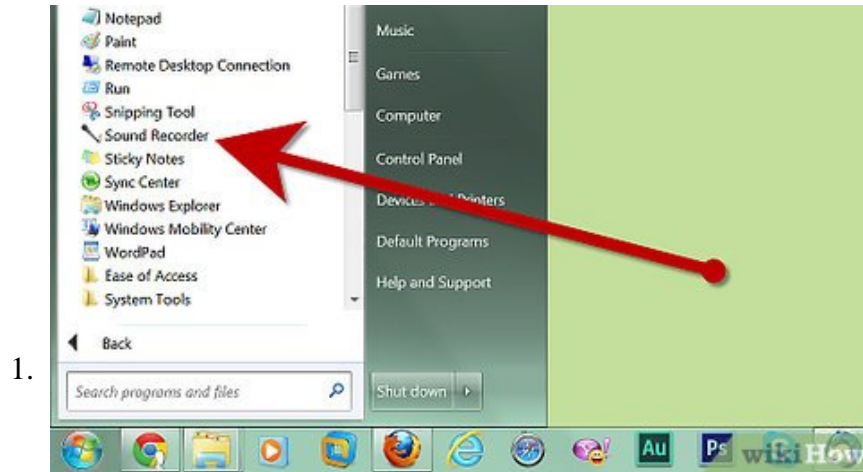
**Make it action packed and use props if needed.** Also, to make floating objects, attach a really thin string to it so it looks like nothing is holding it. This may take a while, but when its done, it will be worth it.



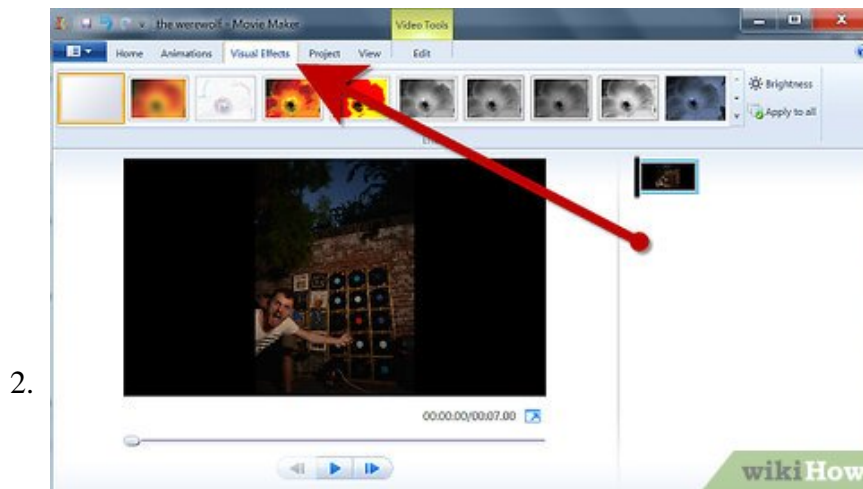
**Use a green screen if you have one.** This way, you can add backgrounds of places you might not go to (i.e. creepy forest, sewers, etc.)

Method 3 of 3:

## Editing



**Add sound effects.** Use Sound Recorder if you have it on your computer and make sure you save it.



**Consider putting scenes in grayscale or slow down action scenes, though you won't be able to do that on Windows Movie Maker.** Try something else first before adding it to your collections on Windows Movie Maker.



**Add titles, change the colors, fonts, animations, etc.** You won't be able to do this on Windows Movie Maker either, but you could add transparent, colored paper or plastic. For a fog, you can add some kind of fabric in front of the camera lens or just a grayscale colored transparent type of object. Anything works.

You finished reading the article "**How to Make a Scary Movie on Windows Movie Maker**" edited by the [TipsMake](#) team. We hope this article has provided you with many useful tech tips and tricks. You can search for similar articles on tips and guides. Thank you for reading and for following us regularly.

---