

How to create a March 8th greeting card to celebrate International Women's Day - Create online greeting cards for March 8th.

Create International Women's Day (March 8th) greeting cards online to send meaningful and happy wishes to your loved ones and friends on colorful cards.

International Women's Day on March 8th is a day when the world celebrates women, a day to commemorate them by sending them the most beautiful flowers, sweet gifts, and cards filled with wishes for happiness.

Besides making your own greeting cards and meaningful gifts for International Women's Day (March 8th), you can also design online greeting cards. Then you can send them to family and friends via Facebook, email, or other services. This article will guide you on how to create online greeting cards for International Women's Day.

1. Create March 8th greeting cards online at [TipsMake.com.com](https://www.tipsmake.com)

Below are horizontal card templates for computers and vertical templates for creating cards on your phone. **Adjust the percentage** to zoom in or out of the card, then **tap the box to write your message** . After creating the card, **tap Save Image** to download the PNG card image to your device.

Make a March 8th greeting card online for your grandmother.

8th March greeting card for mom

Sample March 8th greeting card for wife or girlfriend

Sample 8/3 greeting card for your sister

Sample March 8th greeting card for your sister

Sample greeting cards for colleagues and friends on March 8th.

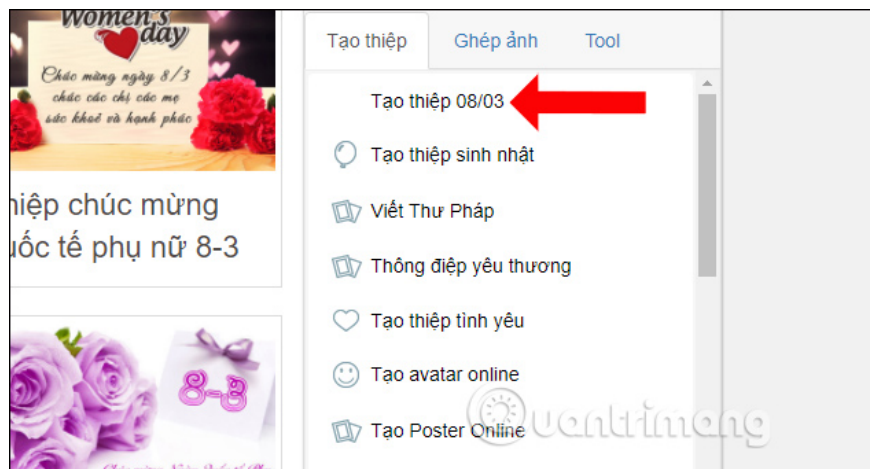
8/3 greeting card template on your phone

2. Instructions on creating March 8th greeting cards online on Greeting Cards.

Step 1:

First, access the Greeting Cards website using the link below. On the right side of the interface, click on the "Create Card" section, then click on the "Create 08/03 Card" theme .

1. <https://thiepmung.com/>



Step 2:

Looking to the left, you'll see a service offering users many different types of greeting cards to celebrate March 8th, such as elegant March 8th greeting cards, beautiful International Women's Day greeting cards, creating March 8th greeting cards, International Women's Day greeting cards, etc. You choose the type of greeting card you want to use.



Step 3:

Next, the user should enter the greeting message in the "**Enter message**" box . Then, click on the "**Color code**" box to select the desired text color.

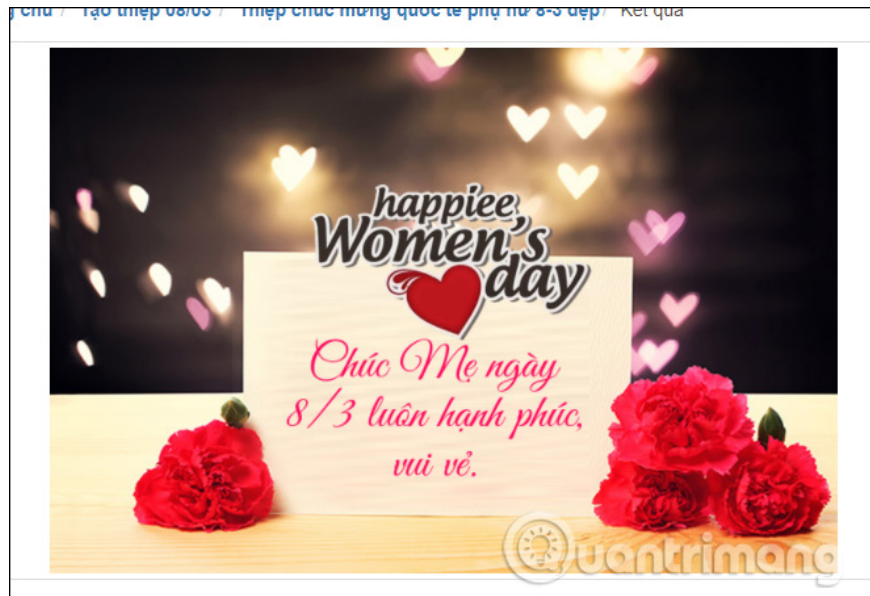


Finally, click the **Create Image** button at the bottom.

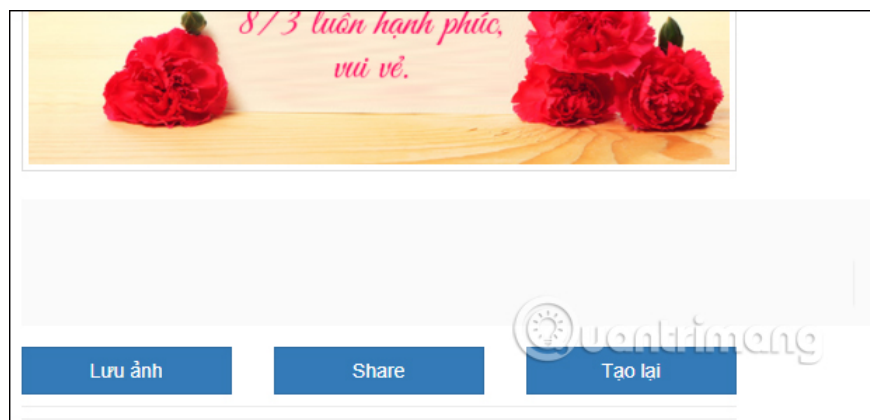


Step 4:

The result will be a card created with the selected card frame, as shown below.



We can save the card to our computer by clicking **the Save button** to send it via email or other data transfer services to family and friends.



Alternatively, you can click **the Share button** to share the card on Facebook and tag the recipient. If you want to create a new message using the same card template, click the Recreate button.



A website for creating meaningful March 8th greeting cards, right?! With pre-designed card templates, users simply need to enter the wishes they want to send to their grandmother, mother, wife, girlfriend, or other loved ones for March 8th, along with colors to match the greeting card. The cards can be downloaded to your computer or shared directly on Facebook when the Greeting Cards website connects with Facebook.

See more:

1. What gift should I give my girlfriend on March 8th?
2. A compilation of the best wishes for mothers, wives, and girlfriends on March 8th.
3. How to make pop-up cards for International Women's Day (March 8th) for clumsy guys.

Happy Women's Day to you all!

You finished reading the article "**How to create a March 8th greeting card to celebrate International Women's Day - Create online greeting cards for March 8th.**" edited by the [TipsMake](#) team. We hope this article has provided you with many useful tech tips and tricks. You can search for similar articles on tips and guides. Thank you for reading and for following us regularly.