

## How to make a call right on the iPhone lock screen: no need to unlock iOS 10

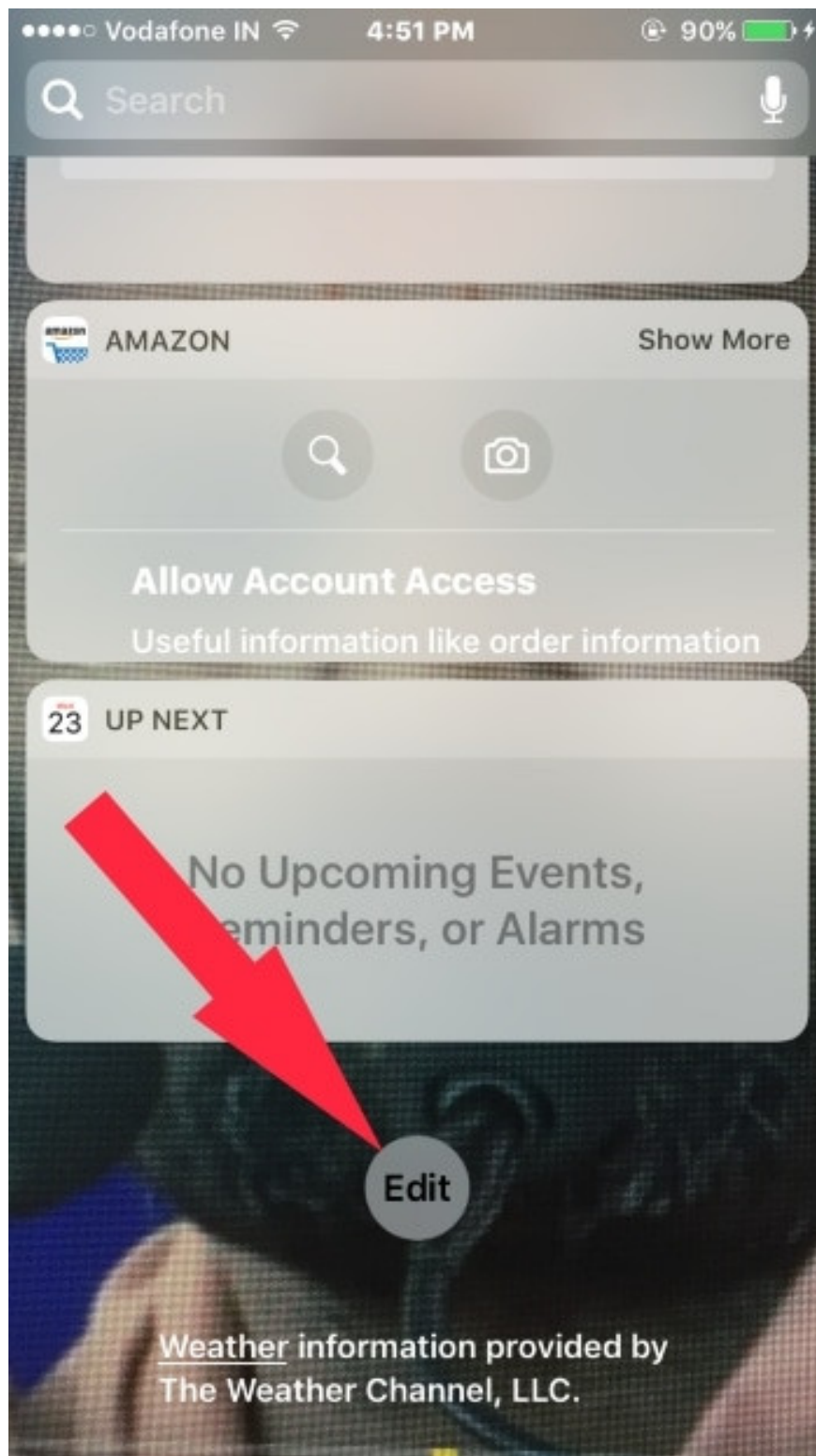
The big change on iOS 10 version is that the unlocked interface on the device has changed. Slide in Unlock has been replaced by the words Press to Unlock. That means the user will need to click the Home button to scan the fingerprint or enter the password to open the device. And this change also allows users to manipulate calls on the Lock Screen lock screen without having to unlock their iOS 10 device.

The big change on iOS 10 version is that the unlocked interface on the device has changed. **Slide in Unlock** has been replaced by the words **Press to Unlock** . That means the user will need to click the Home button to scan the fingerprint or enter the password to open the device. And this change also allows users to manipulate calls on the Lock Screen lock screen without having to unlock their iOS 10 device.

### Steps to make a call right on the iPhone, iPad lock screen: iOS 10

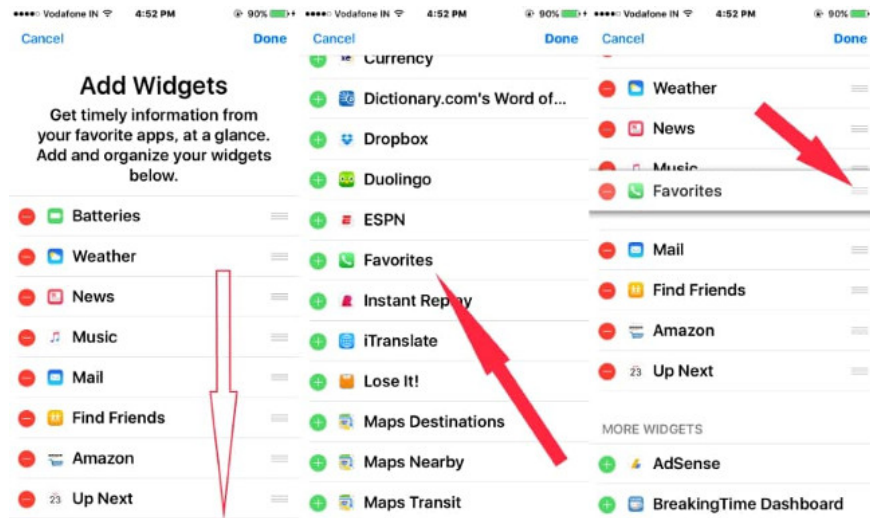
First add your name to the Widget notification center.

1. Access the **Widget** screen, then scroll down the screen.



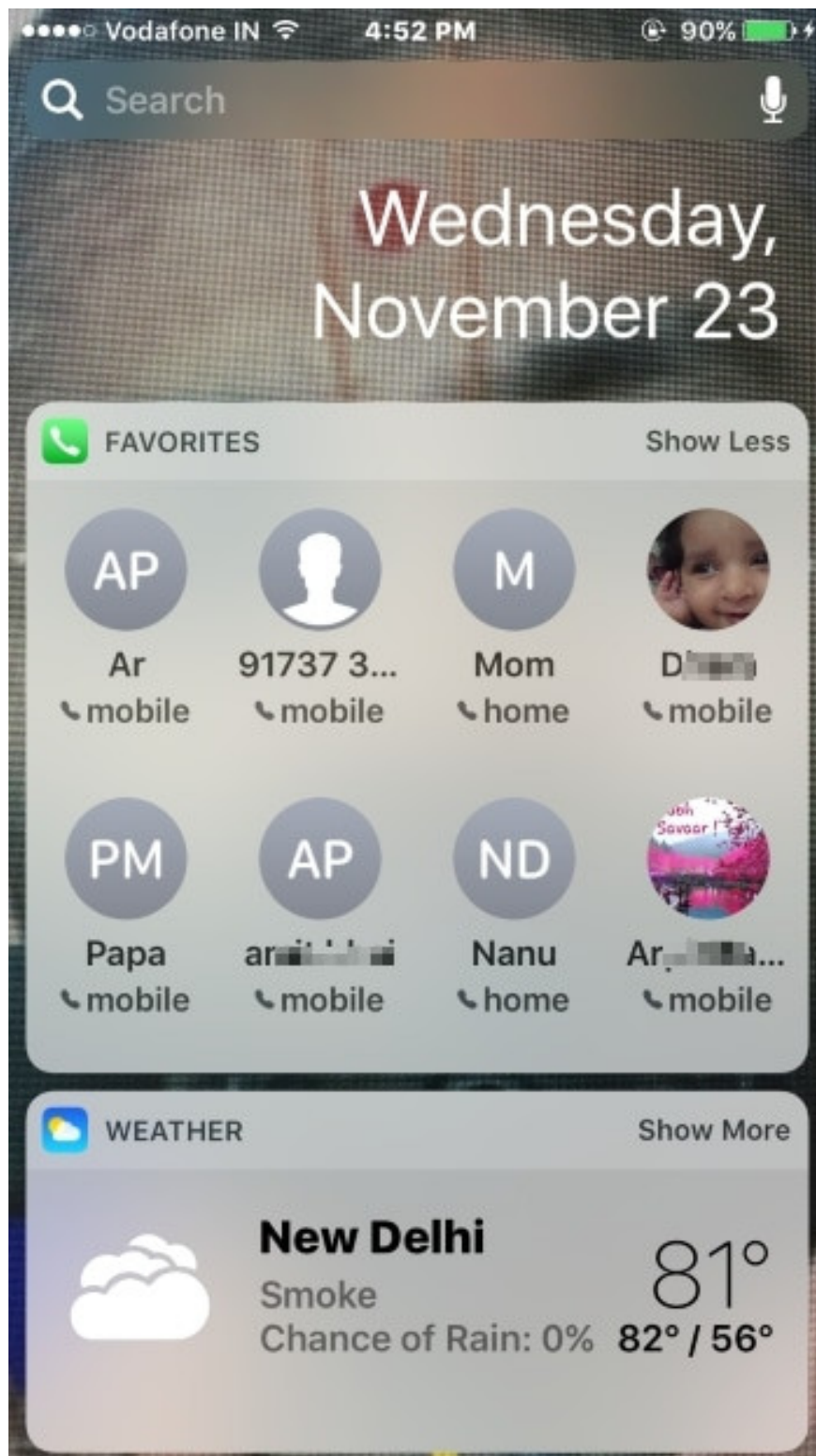
2. Next, click **Edit** .

3. In the **More Widgets** section, find the **Favorites widget** , then click the " + " icon next to the Widget name.



4. The next step is to move the Widget to the top of the page. This step is quite simple, click and slide the 3 dash icon.

5. Next, click **Done** in the top right corner of the screen.



Now you can proceed with the test.

**Note:**

Here you cannot see the full list of all the contacts you have saved, but only the most used contacts can be seen. So you can create your favorite contact list and find contacts on the Widget lock screen.

To rearrange the order of the contacts name on your favorite contacts widget, open the Phone app on iPhone phone then click on Favorite. In the top right corner, find and click **Edit** . To delete a contact, press the red icon or to rearrange the order of contacts.

### **Refer to some of the following articles:**

1. Unlock iOS 10 screen is much simpler with 3 ways
1. Enable Bedtime sleep monitoring on iOS 10
1. Instructions to downgrade iOS 10 to iOS 9.3 do not worry about losing data

### **Good luck!**

You finished reading the article "**How to make a call right on the iPhone lock screen: no need to unlock iOS 10**" edited by the [TipsMake](#) team. We hope this article has provided you with many useful tech tips and tricks. You can search for similar articles on tips and guides. Thank you for reading and for following us regularly.