

How to logout and logout Google accounts remotely to avoid losing accounts

How to logout and logout Google accounts remotely to avoid losing accounts. The fact that we log in to a Google account in many different places also increases the risk of losing the account because some users forget to log out after finishing work. But luckily, Goog

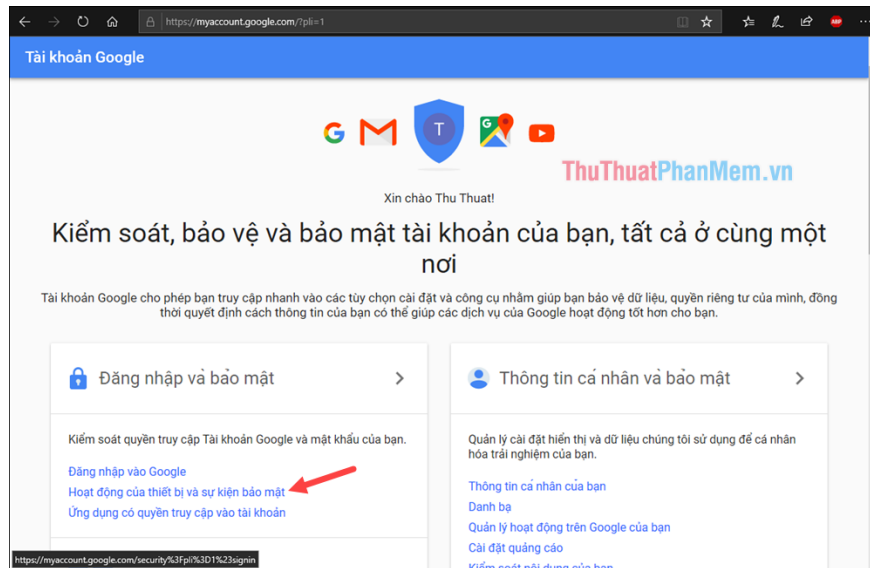
As you know, our Google account will come with a lot of different services such as Gmail, Youtube, Driver.vv. Also used to login on Android phones. Because of that, it is indispensable for us to sign in to our Google account in many places. However, the fact that we log in in many different places also increases the risk of losing an account because some users forget to log out after finishing work. But fortunately, Google equips us with a nice feature that is logging out of a remote account, this feature will help us log out our Google account from anywhere, on any device. If you have forgotten to log out. If you do not know how to do it, please follow the following article of TipsMake.com.



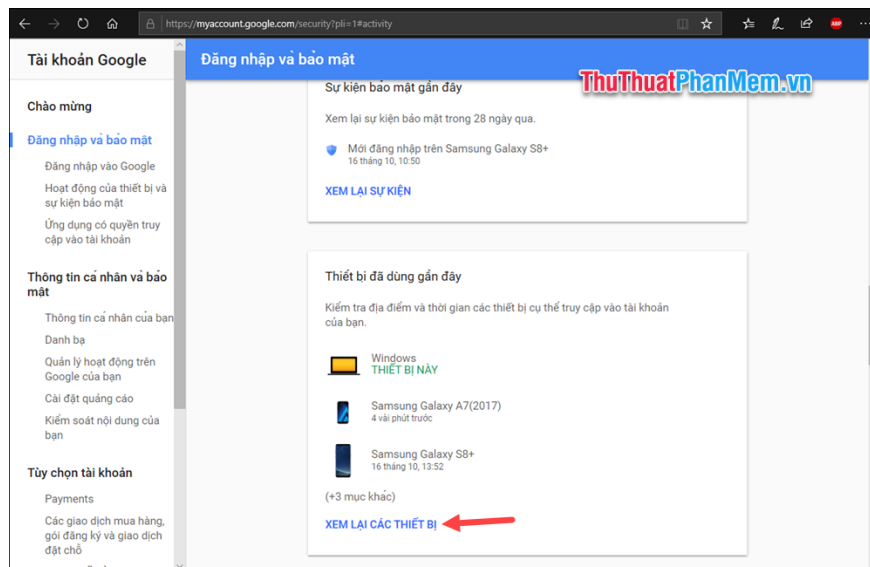
Step 1 : You access the link below and login to your Google account:

<https://myaccount.google.com>

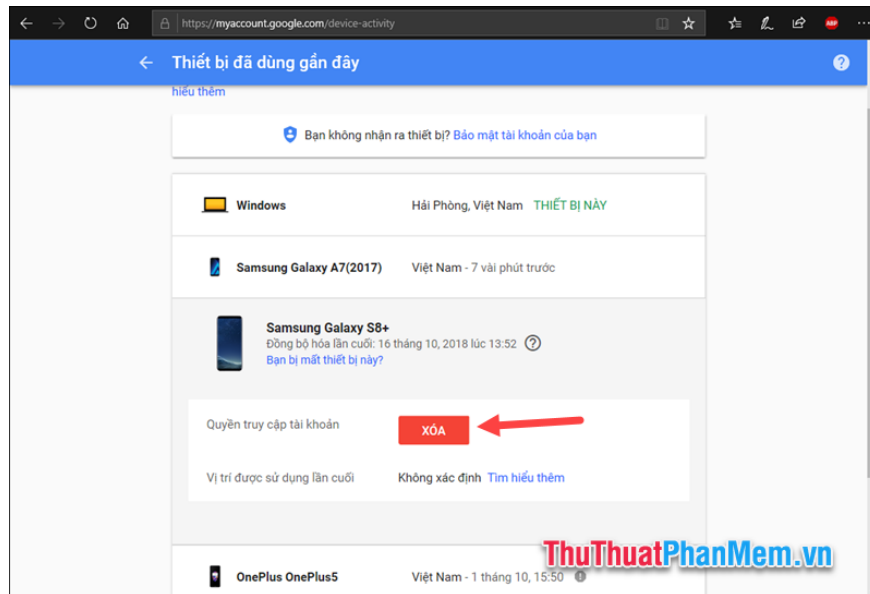
After logging in, you will be taken to the interface as shown below, at this time select the item **Operation of the device and security events**



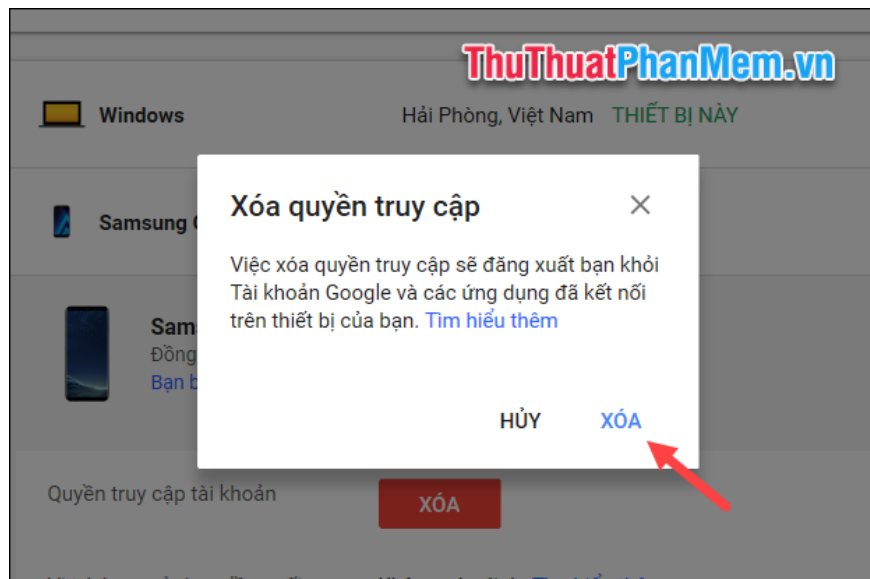
Step 2: A new window will appear, you will see an item is **Recently Used Devices**, this is the list that tells us the devices we have logged into your Google account. Click on **View Devices again** .



Step 3 : In this window will be all the devices you have logged into your Google account, which device you want to log out from, tap the device and select **Delete** .

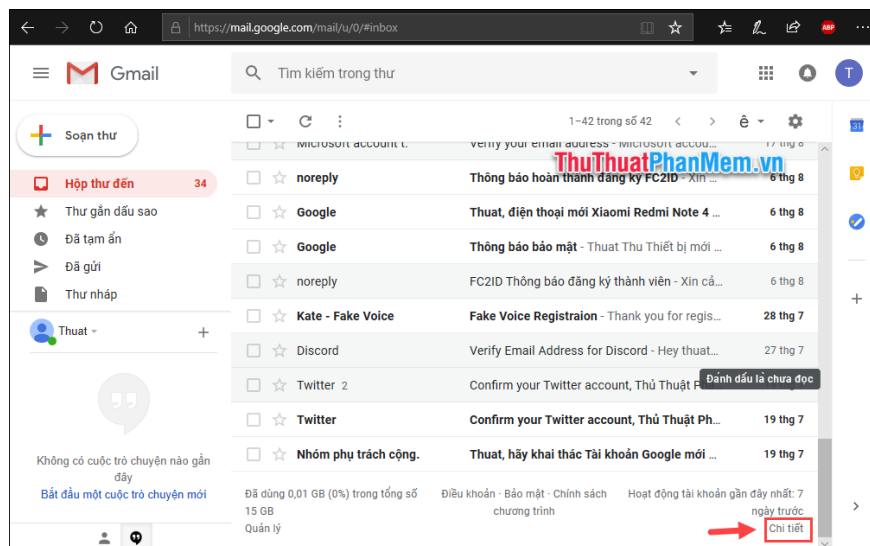


When a message appears, click **Delete** again.

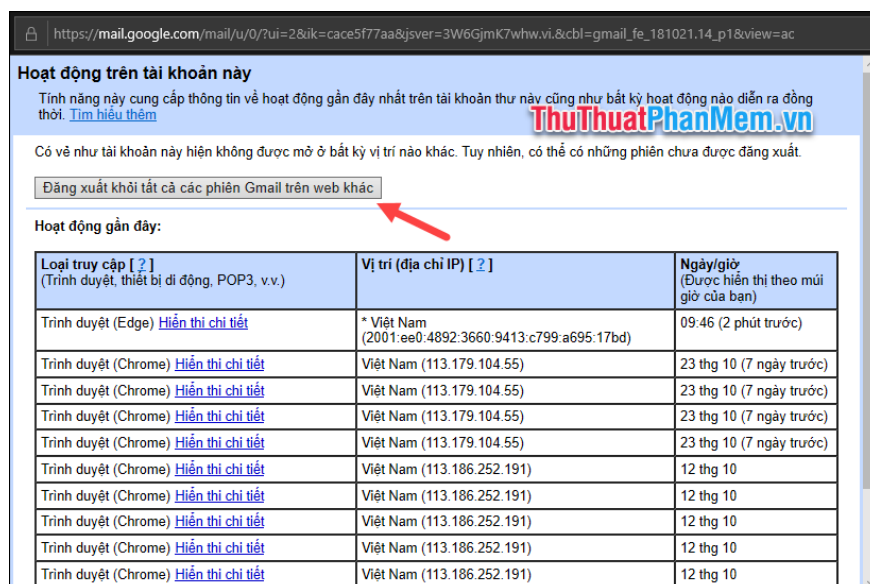


In addition to the above we can use another way is to logout remotely via Gmail.

Step 1 : You login to Gmail and access your Gmail mailbox, in the Gmail interface, scroll down to the bottom and select **Details**



Step 2: In the new window you will see your Gmail account login history on other devices, to log out your Google account from all other devices, click **Sign out from all sessions. Gmail on another web.**



Thus, with just a few simple steps, we can logout our Google account remotely to avoid the case of fraudulently taking account. Hope the article will be helpful to you, wish you success!

You finished reading the article "**How to logout and logout Google accounts remotely to avoid losing accounts**" edited by the [TipsMake](#) team. We hope this article has provided you with many useful tech tips and tricks. You can search for similar articles on tips and guides. Thank you for reading and for following us regularly.