

# How to login YouTube account on Smart TV Samsung, LG, Sony

YouTube is now the largest video search channel worldwide. And you can completely watch, as well as search all the videos you like right on the smart TV with simple operations.

YouTube is the leading channel to search and watch videos worldwide. And we can watch YouTube videos on TV, when we have Samsung, LG or Sony smart TVs. With a wide screen, crisp picture and sound quality, enjoying YouTube videos on TV will definitely bring a more enjoyable feeling, than you see on a computer or phone.


In this article, we will show you how to sign up for a YouTube account on Samsung, LG, and Sony smart TVs. We will take the example of the **Samsung Smart TV line 2015** .

## Step 1:

You open the YouTube application on TV. Press the **Smart Hub** button on the control and select the YouTube application in the app list.



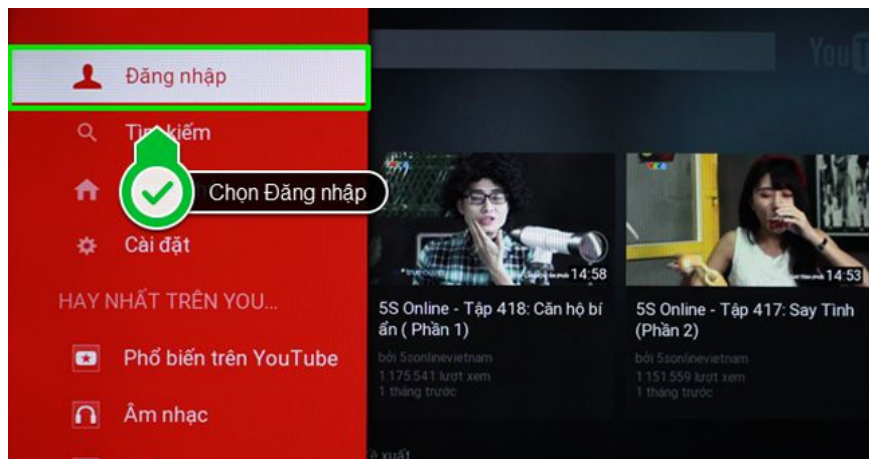
Press the Smart Hub button on the remote



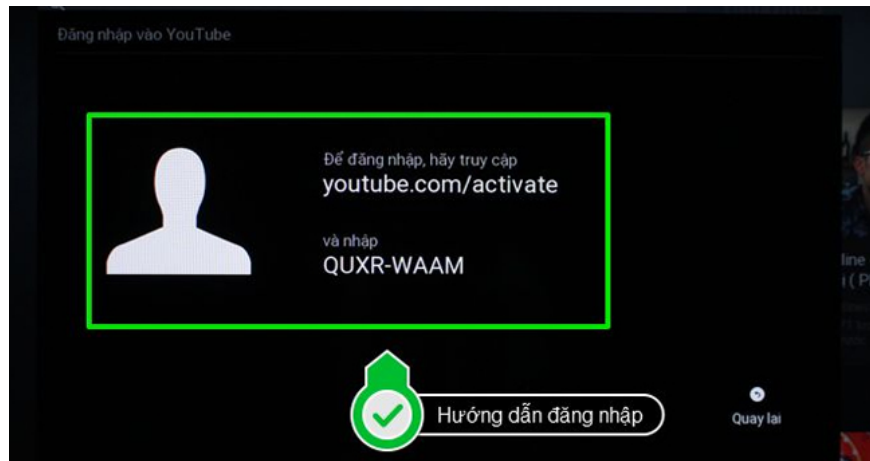
Click the YouTube application on the TV

## Step 2:

YouTube interface appears. We select **Log in** and follow the instructions to display login to YouTube account and login code.



Select Sign in to YouTube



Instructions for logging into YouTube on TV

### Step 3:

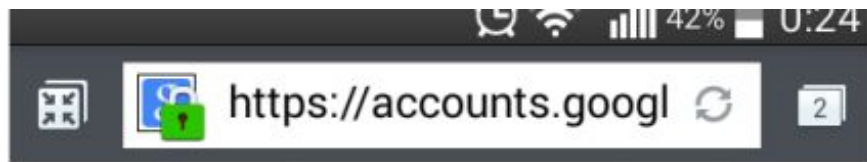
You log in to your account according to the steps below:

#### Step 1:

Login below link on computer or phone.

[youtube.com/activate](https://youtube.com/activate)

Soon, we will **log into our Google** account. Click **Login** . **Note** , if on a device that has access to a Google account can skip this step.



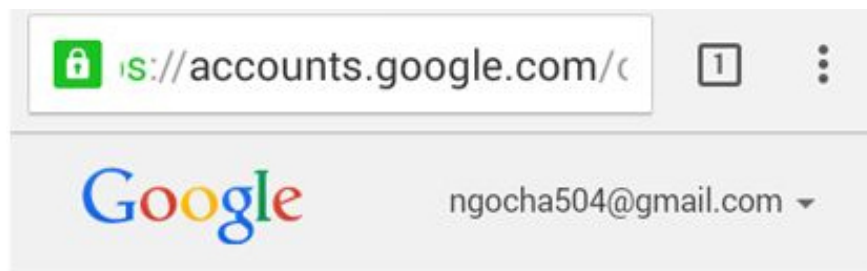
cả.



Log in to your Google account

## Step 2:

Immediately after successful login, the screen will display a blank frame so that we can **enter the login code** you see on the television screen. Select **Continue** .



### Kết nối thiết bị của bạn

Nhập mã được hiển thị trên thiết bị của bạn để bắt đầu

Tiếp tục

Enter the code into the frame

### Step 3:

Google will **notify you of the terms of service** , ask you to connect to your account information. Click **Accept** and the login process for your YouTube account on TV is completed.

📷 🔔 📶 88% 🔋 10:48

🔒 <https://accounts.google.com/> 1 ⋮

Google ngocha504@gmail.com ▾

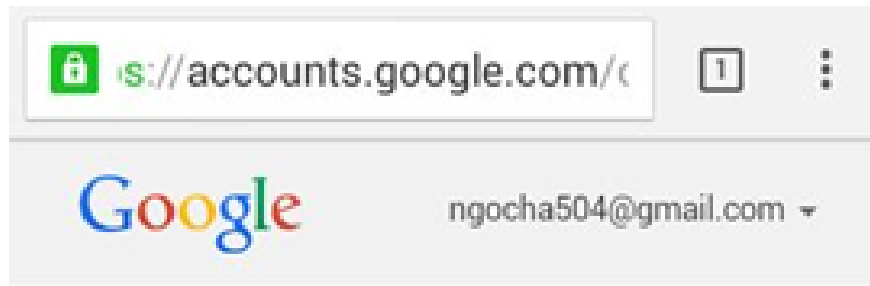


▾ YouTube TV muốn:

-  Quản lý tài khoản YouTube của bạn 
-  Xem và quản lý lịch sử thuê và mua hàng của bạn. 

Bằng việc nhấp vào Chấp nhận, bạn cho phép ứng dụng này và Google sử dụng thông tin của bạn theo [điều khoản dịch vụ](#) và [chính sách bảo mật](#) tương ứng. Bạn có thể thay đổi quyền này và các [Quyền tài khoản](#) khác bất kỳ lúc nào.

Hủy **Chấp nhận**



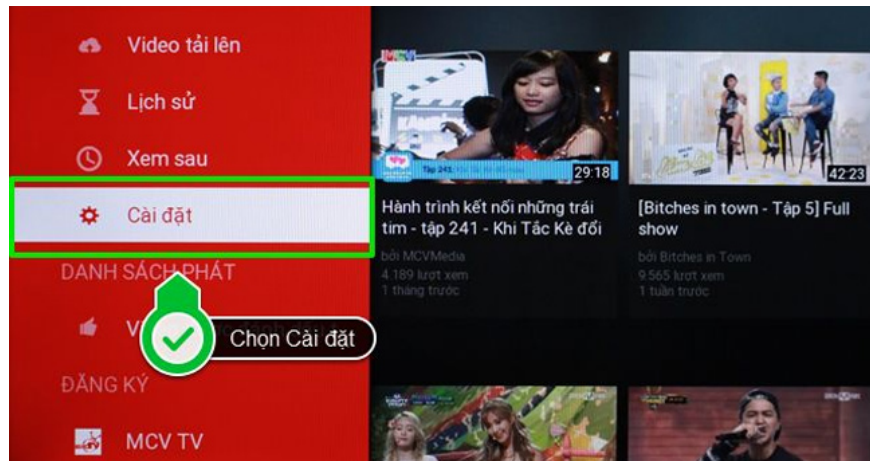
Thành công! Bạn đã được ủy quyền **YouTube TV**. Vui lòng quay lại thiết bị của bạn để tiếp tục.

---

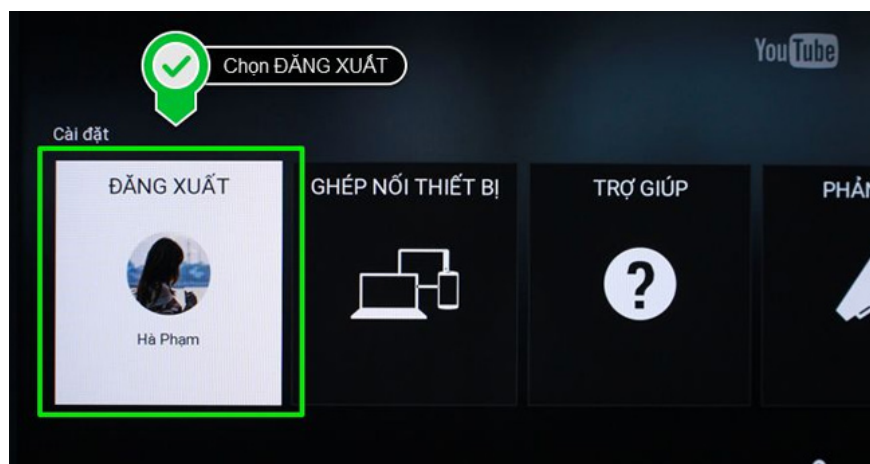
Accept the terms of service to login to your YouTube account

#### **Step 4:**

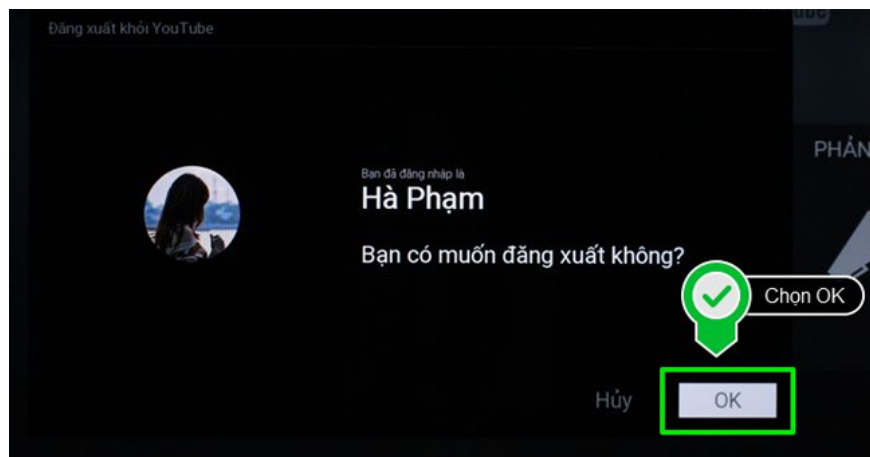
You find videos on YouTube and click to view. If you want to **exit YouTube account on TV**, we just need to go to the **Settings** section of the application. Then select **Logout** and click **OK** to confirm.



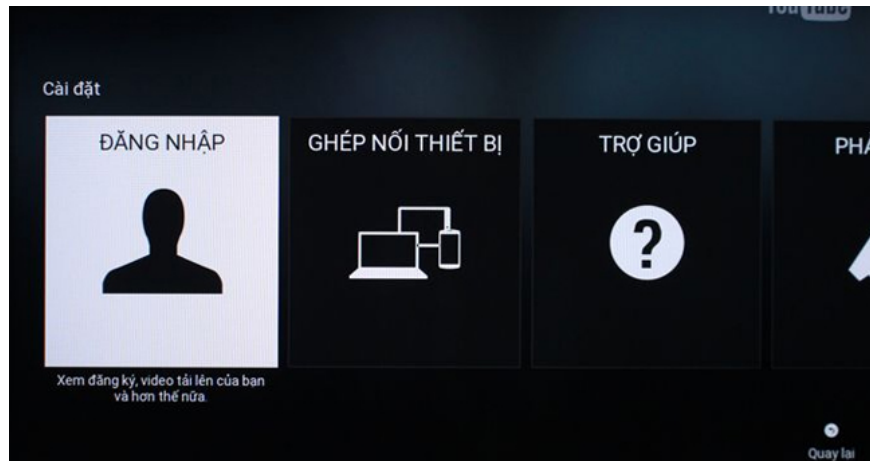
Select Settings on the Menu



Select Logout account



Click OK to exit the YouTube account



Successfully log out of YouTube account on TV

So we can enjoy HD-quality YouTube videos right on TV. During the implementation process, the TV, computer or phone must be connected to the Internet or WiFi. The YouTube interface on smart TV streams will be different. The above tutorial is for YouTube interface on Smart TV Samsung, LG, Sony.

### Refer to the following articles:

1. How to connect a laptop to a TV using an HDMI port
1. How to connect mouse, keyboard with Smart TV
1. What are the connection ways to watch videos on TV?

**I wish you all success!**

You finished reading the article "**How to login YouTube account on Smart TV Samsung, LG, Sony**" edited by the [TipsMake](#) team. We hope this article has provided you with many useful tech tips and tricks. You can search for similar articles on tips and guides. Thank you for reading and for following us regularly.