

How to log out the entire account only 1 click

With just one click, you can log out of a lot of different accounts without having to log out manually.

Logging out is not a complicated affair, but logging out of multiple accounts like Google, YouTube, Tumblr, . at the same time is quite time consuming. If users want to reduce the operation when logging out of multiple accounts, do not want to log out the accounts manually in turn, then the following tools can be used. These tools will shorten account logout for users. You do not need to visit each site and proceed to exit the account manually as before.

1. The fastest way to leave the Facebook group
2. How to log out of your Google account on devices
3. How to login to Facebook multiple accounts at the same time

1. Log out of your account with Logify

Logify is a service that supports users to exit the entire account including Amazon, Dropbox, Google, Google Drive, MySpace, Netflix, Office 365, SoundCloud, Skype, Steam, The New York Times, Tumblr, Wikipedia, WordPress, Vimeo , YouTube. This site works in all browsers and we do not need to install any additional tools.


Step 1:

Users access the link below to visit Logify's homepage.

1. <https://saig18.github.io/Logify/>

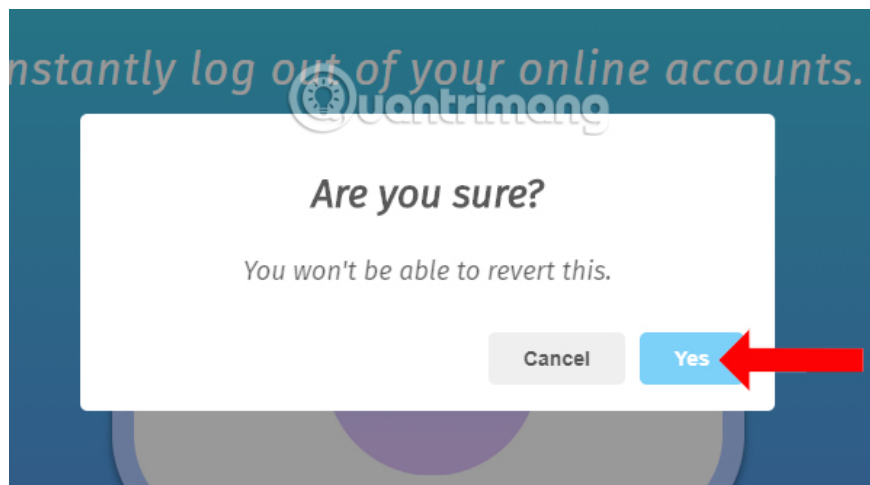
Step 2:

At the page interface click on **the blue icon with the arrow inside the circle** between the interface.




Step 3:

Next, the user will receive the following message, click **Yes** to agree to exit.



Soon the tabs that are accessing the above accounts will automatically close, and the account will also be logged out. Users should note the contents of the interface.

When you log out of successful accounts you will receive a message like the one below.



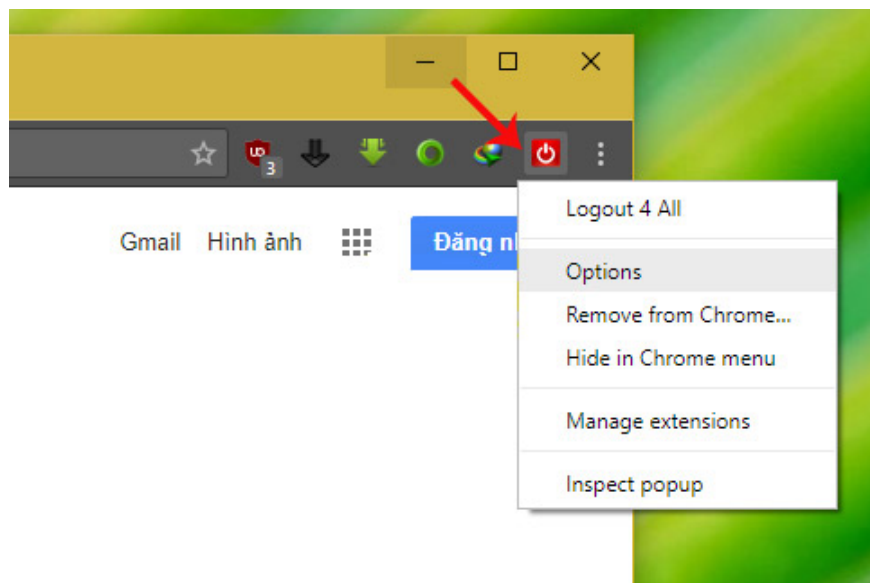
2. Log out with Logout 4 All

Logout 4 All, can help you quickly log out of your entire account in your browser with just one click. Logout 4 All supports logout of accounts on Gmail, Facebook, Twitter .

To install Logout 4 All, go to the link below, click **Add to Chrome** -> select **Add extension** .

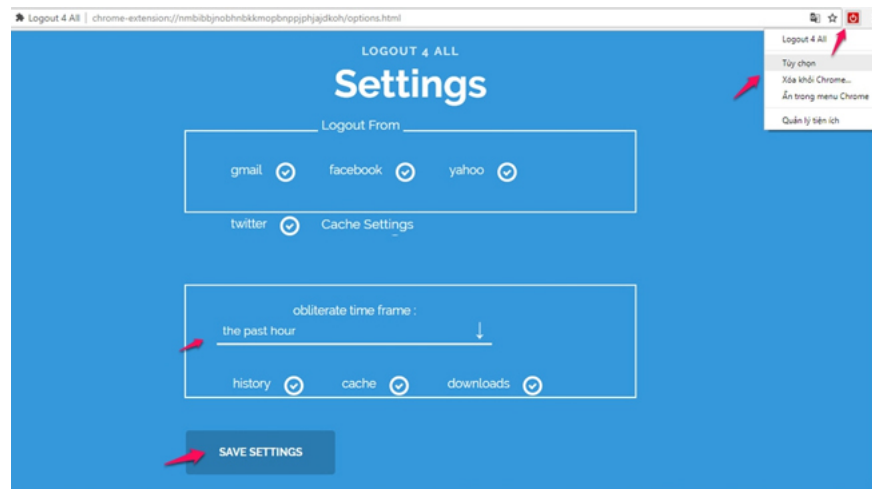
1. Logout 4 All

After installing, simply click on the Logout 4 All icon to log out all accounts on the browser. This process only takes 2-3 seconds.



Not only can logout of all accounts on Chrome browser, Logout 4 All also supports wiping web surfing traces including history, caching, download history.

To customize the component and time to delete, right-click on the Logout 4 All icon -> **Options** -> **Cache Settings** -> after the setting is complete, click **Save Settings** to save the changes.



See more:

1. Google Chrome and Firefox, which browsers "consume" more RAM?
2. Secrets behind Google Incognito mode (Incognito)
3. How to check which Chrome tab is slowing down your computer
4. Extension Police, an extension that helps protect Chrome from malicious extensions

You finished reading the article "**How to log out the entire account only 1 click**" edited by the [TipsMake](#) team. We hope this article has provided you with many useful tech tips and tricks. You can search for similar articles on tips and guides. Thank you for reading and for following us regularly.