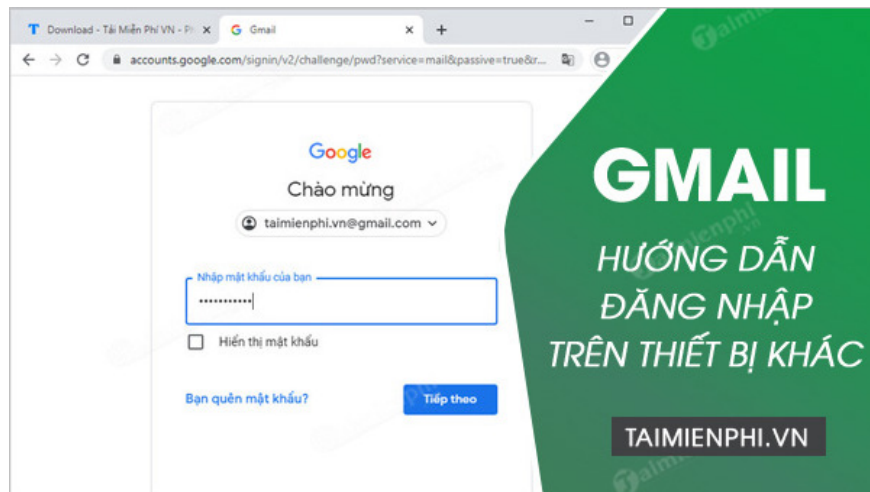


# How to log in to Gmail on another device

Logging into Gmail on a different device is necessary when you want to access your email account from a computer, phone, or tablet that isn't your own. This article will guide you step-by-step on how to log into Gmail quickly and securely.

If you're using a public or non-personal computer, logging into Gmail is necessary to access your email. However, after you're finished, don't forget to log out of your account to protect your personal information.



Note: The private browsing feature may work differently on different browsers. In this article, we will demonstrate using Chrome. For other browsers, please refer to this link:

## *How to log in to Gmail on another device*

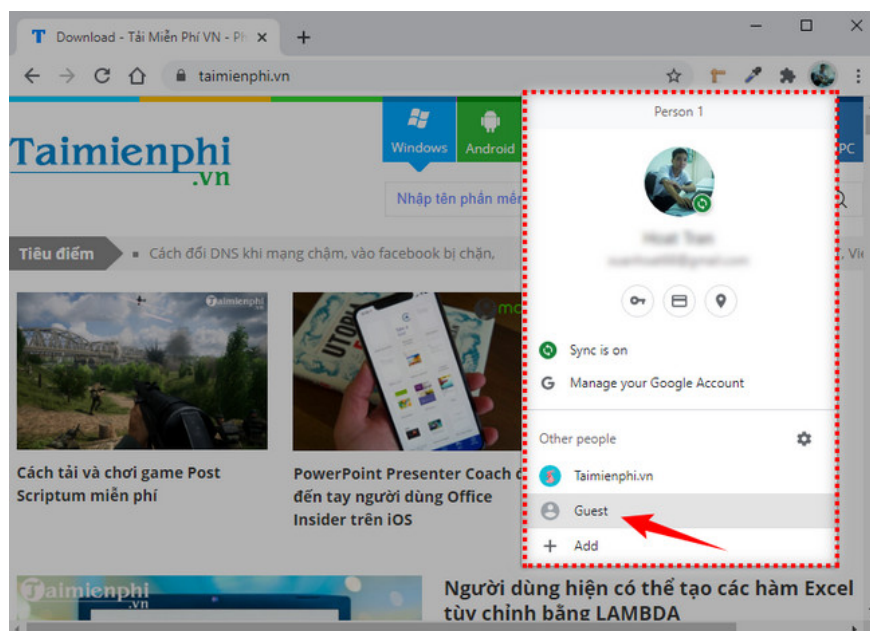
### **1. Log in to Gmail on another computer.**

**Step 1** : On your computer, open the Chrome browser.

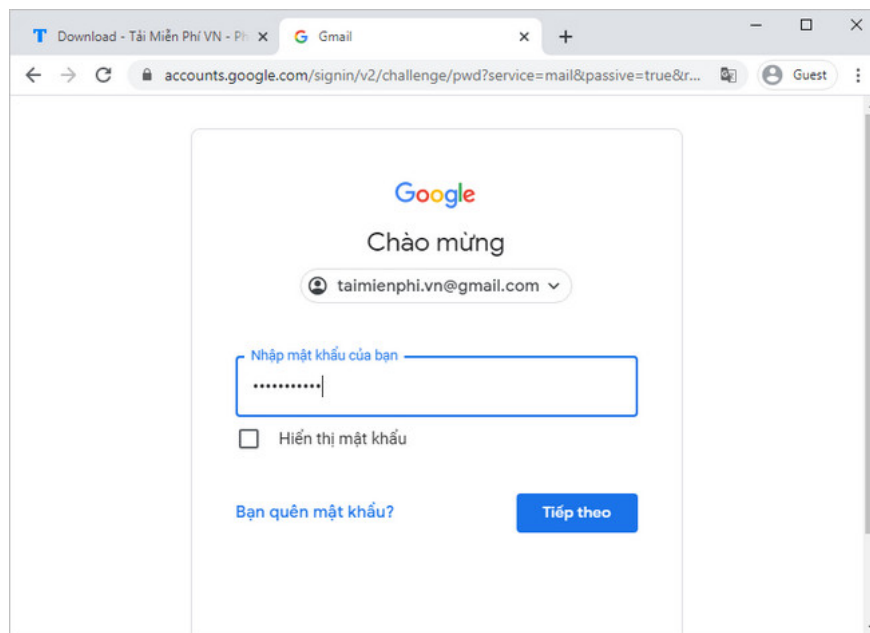
**Step 2** : **Click on the Profile** icon in the upper right corner.



**Step 3 :** Click on **Other** (Guest)



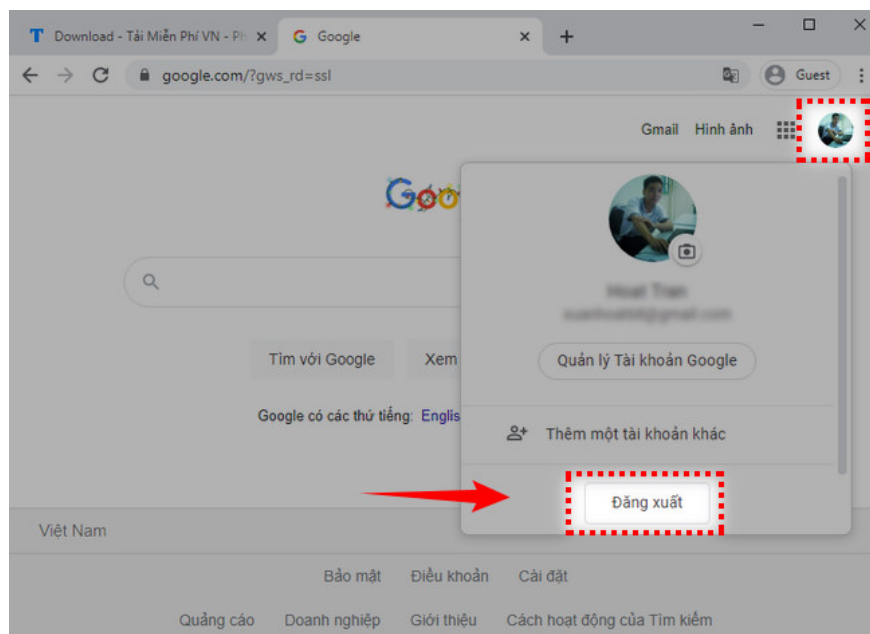
**Step 4 :** Access Gmail and log in to your account.



**Step 5** : After you've finished using the website, close all private windows or log out.


To log out:

1. First, open a Google service like YouTube or Gmail.
2. In the top right corner, select your profile picture, initials, or email address.
3. Click on **Sign Out** .



## 2. Log in to Gmail on another phone.

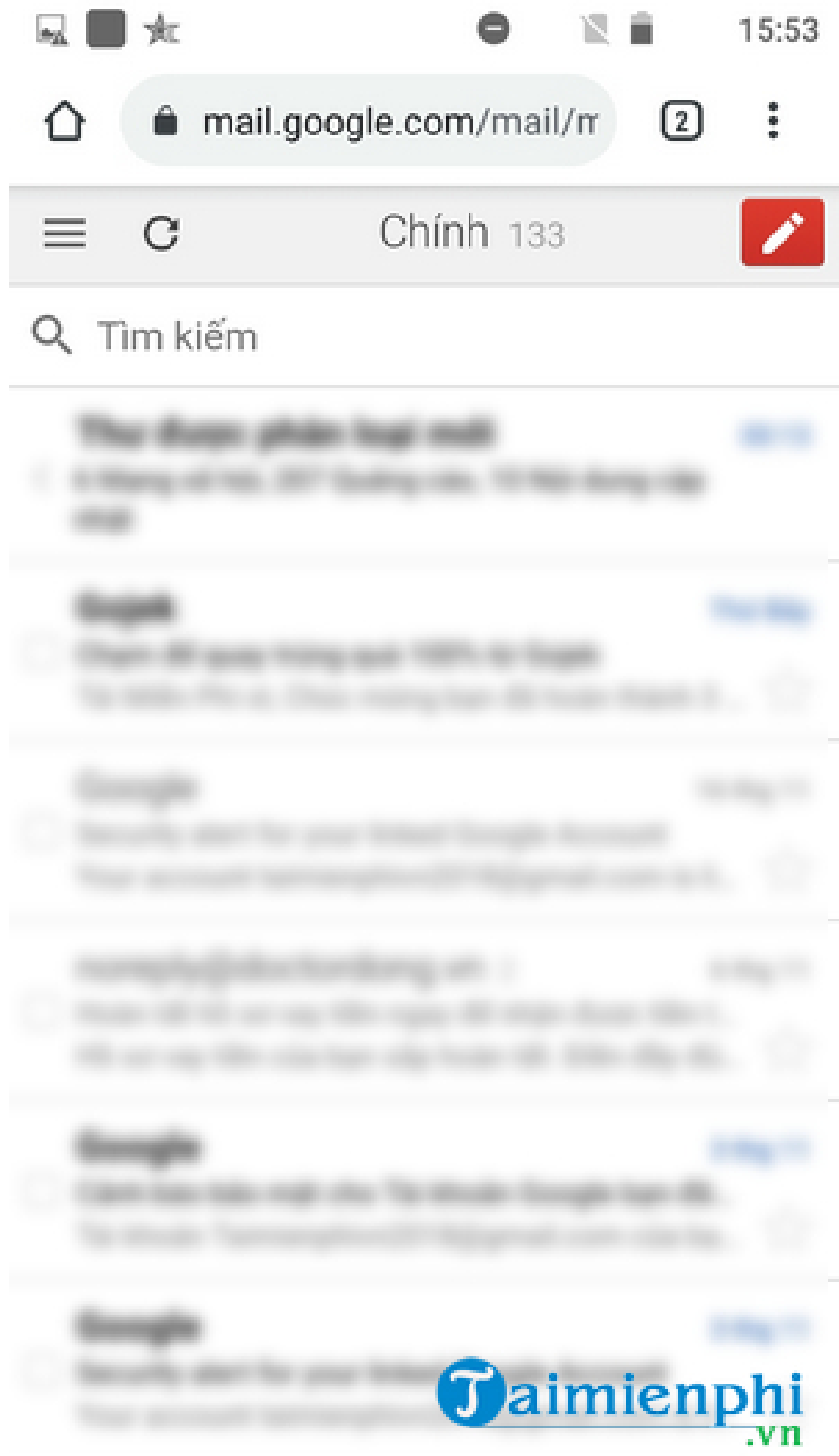
**Step 1** : On your Android or iOS phone/tablet, open a browser app such as **Chrome** .



*Step 2* : Open a private window.



**Step 3** : Access Gmail and log in to your account.



**Step 4** : Once you've finished using the website, close all private windows or log out.

To log out:

1. First, open a Google service like YouTube or Gmail.
2. In the top right corner, select your profile picture, initials, or email address.
3. Click on **Sign Out** .



The above is a guide on how to log in to Gmail on another device. With this method, you can use a friend's or anyone else's device without worrying about security. If you don't have a Gmail account yet, you can find instructions on how to register for Gmail [here](#).

Additionally, if you forget to log out of your account, don't worry, because you can still **remotely log out of your Gmail account** on all your devices.

You finished reading the article "**How to log in to Gmail on another device**" edited by the [TipsMake](#) team. We hope this article has provided you with many useful tech tips and tricks. You can search for similar articles on tips and guides. Thank you for reading and for following us regularly.

---