

How to lock the screen of your computer Windows 10, Windows 7 is simple and fast


How to lock the screen of your computer Windows 10, Windows 7 is simple and fast. Locking your computer screen is an extremely simple and quick way to help us protect our computer from strangers in case we have to leave the computer for a while.

Locking your computer screen is an extremely simple and quick way to help us protect our computer from strangers in case we have to leave the computer for a short time. Instead of having to turn off the computer, the screen lock will be much faster and we can quickly return to the unfinished work at any time. This article of TipsMake.com will guide you how to lock the computer screen on windows 10 and windows 7, please refer.



Method 1: Use keyboard shortcuts

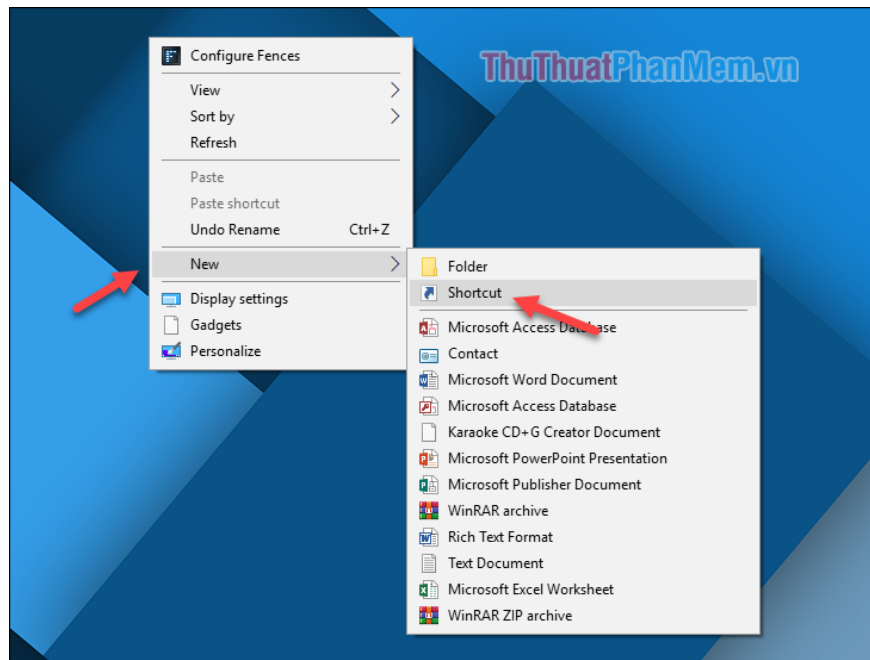
The fastest way for you to lock the screen no matter what you are doing is to use the **Windows + L** keyboard shortcut immediately the screen will lock and you can get up to do something else.



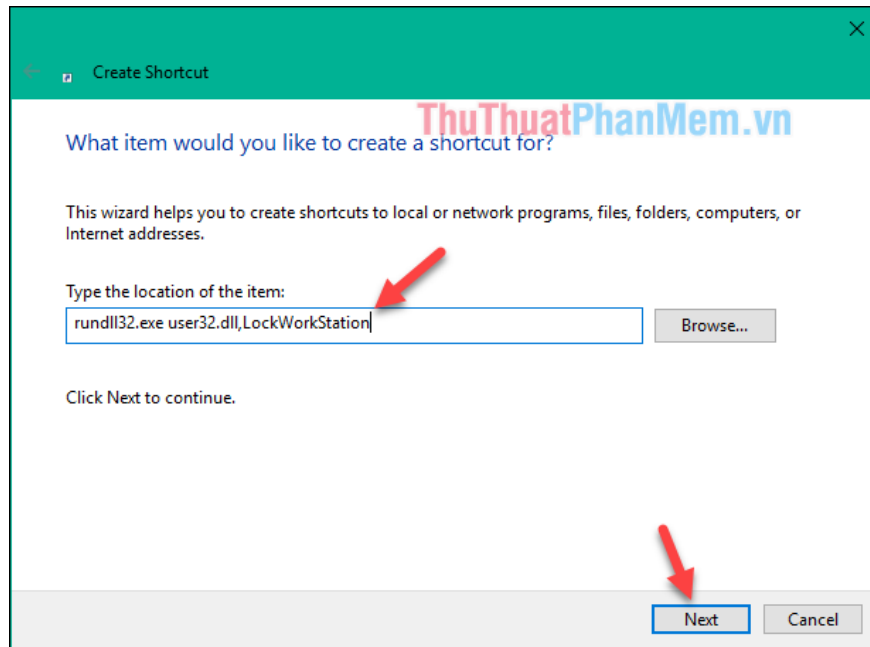
Method 2: Create a screen lock button

If you do not like to use the key combination as the first way, we can create a button on the Desktop screen to lock the screen with 1 mouse click.

Step 1 : Right-click on the Desktop and select **New -> Shortcut**



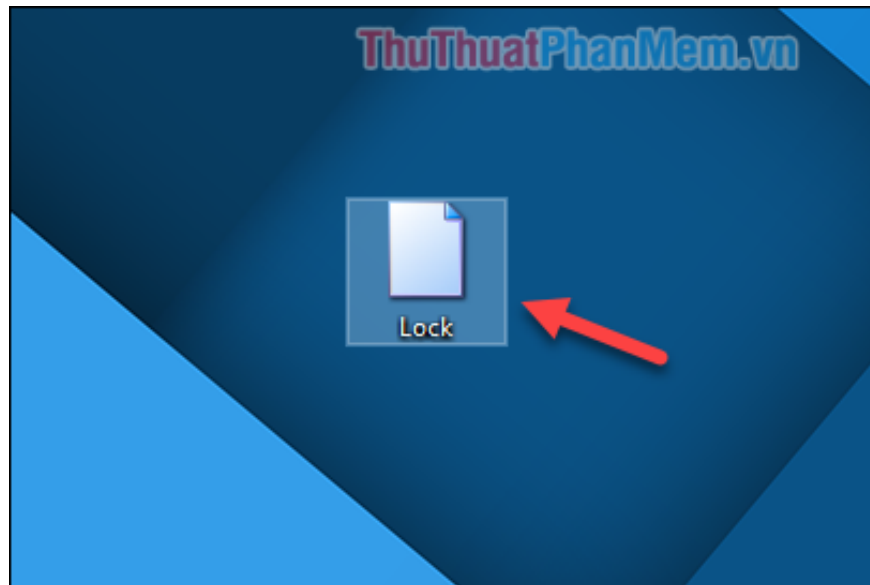
Step 2: A new window appears, enter the command: **rundll32.exe user32.dll, LockWorkStation** in the box and then click **Next** .



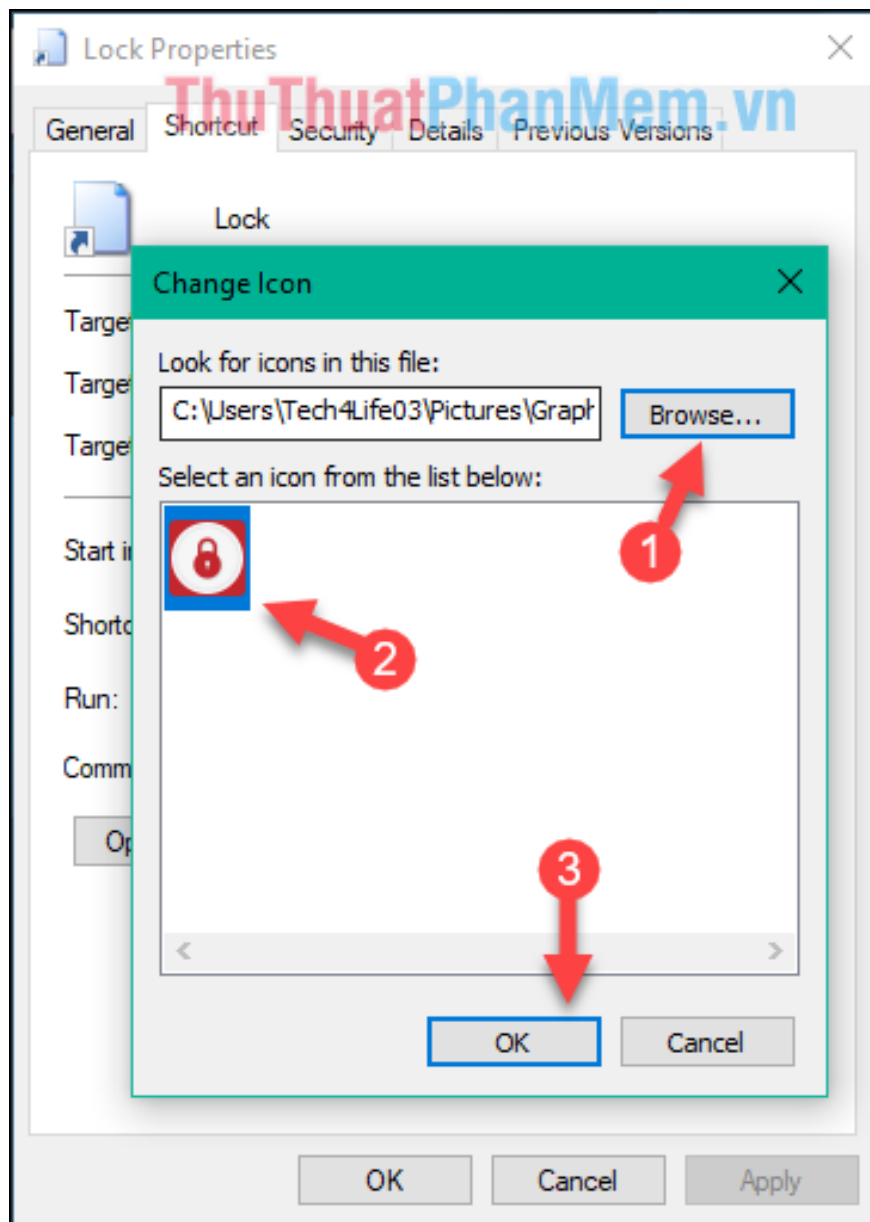
Step 3: Next, you name the button and then click **Finish**



So we have created a screen lock button, you just need to double click on the Lock button and the screen will lock:



If you want to change the Lock button icon for better, right-click on the Lock button and select **Properties** then in the new window select Change icon



And so our Lock button is much nicer:



Above is a tutorial on how to lock a computer screen on windows 7 and windows 10, hope you will find the article useful. Good luck!

You finished reading the article "**How to lock the screen of your computer Windows 10, Windows 7 is simple and fast**" edited by the [TipsMake](#) team. We hope this article has provided you with many useful tech tips and tricks. You can search for similar articles on tips and guides. Thank you for reading and for following us regularly.