

How to load Call of Duty Mobile the fastest

You can top up CP Call of Duty Mobile easily according to the instructions in this article with loading via SMS or Zing Card, or most conveniently via ATM card.


Many Call of Duty Mobile gamers are not really satisfied with the gifts from entering the Call of Duty Mobile code and the Call of Duty Mobile cross-code sharing. So they want to experience it with the best things in the game.

To get the best weapons, accessories, characters, equipment in the game, you must have CP. The currency can only be obtained when recharging Call of Duty Mobile VNG, it has only been launched for a day, but many gamers want to deposit CP into Call of Duty Mobile VNG.

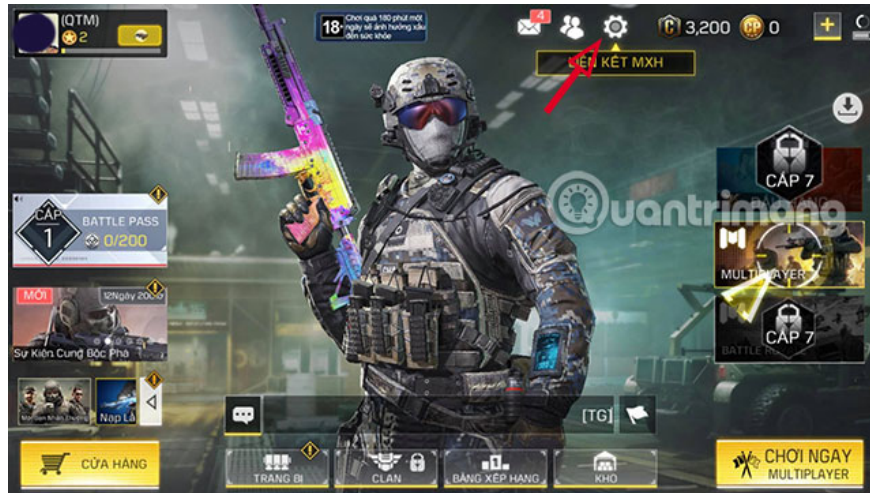
Currently there are 5 ways to load CP into Call of Duty Mobile VNG, in this article TipsMake.com will guide you how to load CP into Call of Duty Mobile fastest.

Guide to top up Call of Duty Mobile VNG easiest

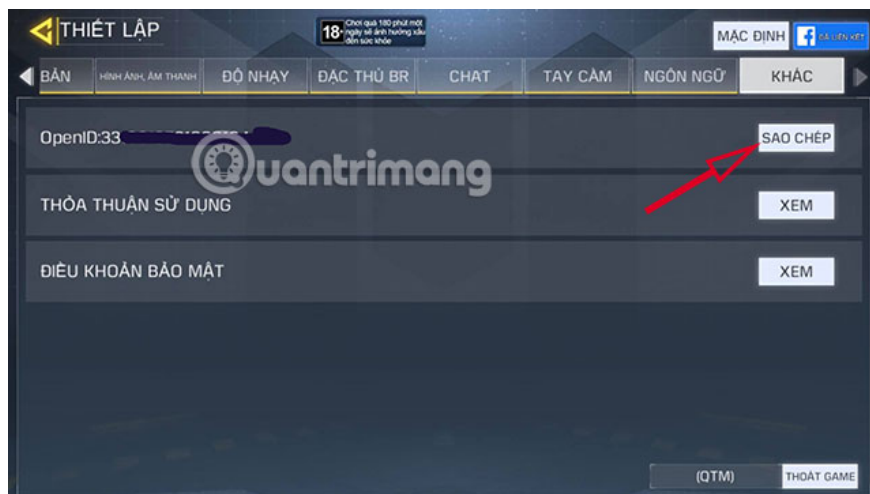
Step 1: Access to the official CP loading address at <https://pay.zing.vn/mobile/g/360mobi/> and select **Call of Duty Mobile VN**. Next enter your OpenID code.



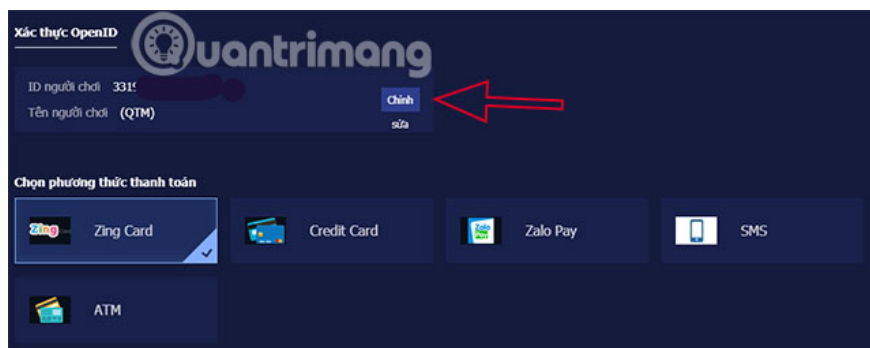
Step 2: If you do not know your **OpenID** go to Call of Duty Mobile and select the **Settings** icon .



In the **Settings** section , drag to Other and click **Copy** in the OpenID at the top.



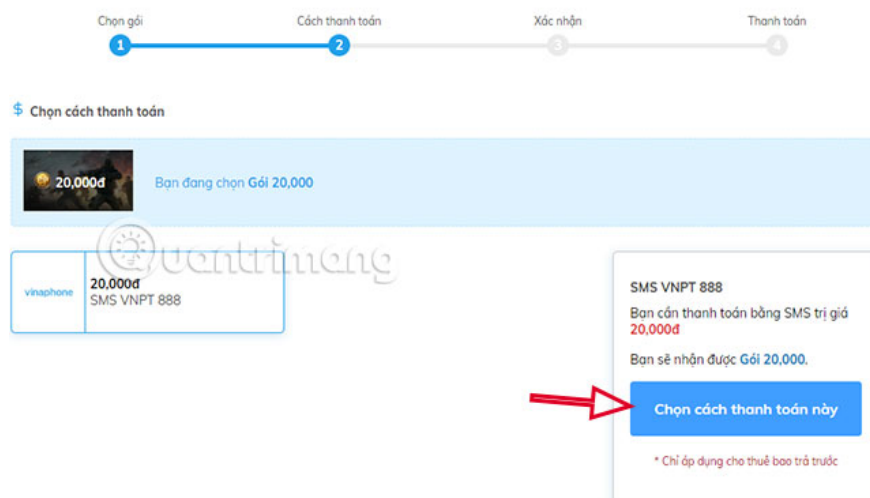
Step 3: Enter the OpenID code, if it is correct, the OpenID code will display your player name below.



As fast as you can use the form of Call of Duty Mobile recharge by SMS. Select the package you want to load below and click **Pay now** .



Call of Duty Mobile VN recharge package with new SMS is only for Vinaphone. Unfortunately, Call of Duty Mobile VN has not supported other carriers yet. Click **Choose this payment method** . At the next **Confirmation** step , click Deposit.



The syntax for composing a message to top up Call of Duty Mobile will be displayed. You can get the camera (if using an iPhone) to scan the QR code> choose to open in Safari> open in Messages> then click Send to complete the payment.

Thanh toán

Bạn hãy soạn tin nhắn "VNG DK20 CODM 20200421021710105" gửi đến 888. Giá trị thanh toán là 20000

Mã giao dịch: 1625900659935035392

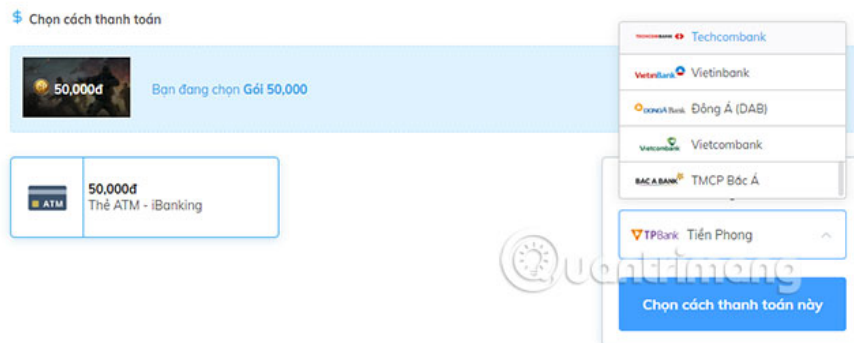


Quét QR code để thanh toán nhanh

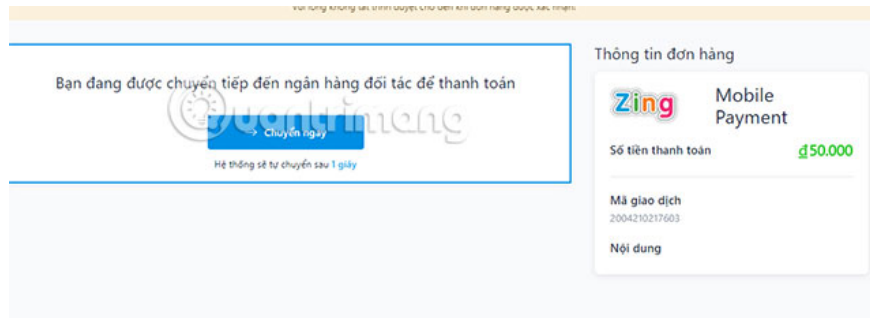


Kiểm tra kết quả giao dịch

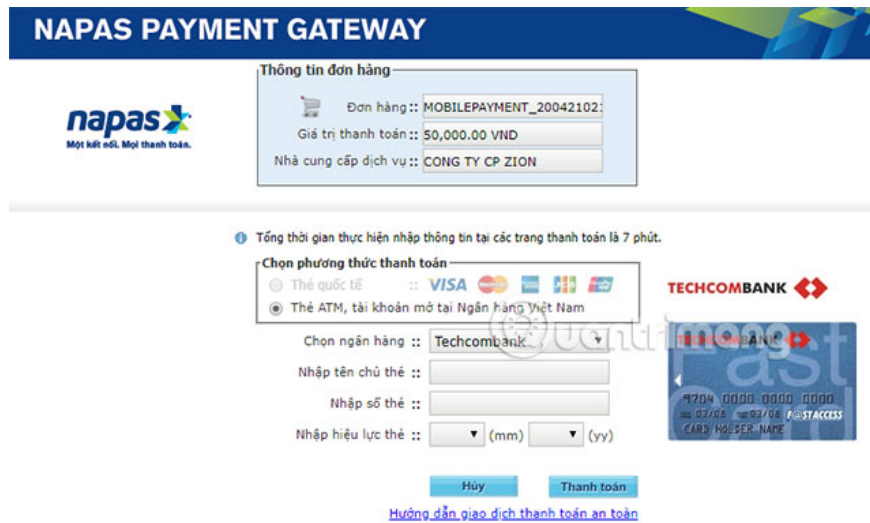
With ATM deposit, you can select the current bank account and click Choose this payment method. The lowest face value for depositing money by ATM is 50,000 VND.



Follow the next steps to go to the card information page.



Go to the card information page, fill in the information on the card and click **Make** a payment, then confirm with the OTP and make a payment.



In addition to the above two ways, you can use the CP loading method with Zing Card if you find a place to buy Zing Card.

So through CP Call of Duty Mobile above, you can buy items, weapons, characters, high-end equipment in Call of Duty.

You finished reading the article "**How to load Call of Duty Mobile the fastest**" edited by the [TipsMake](#) team. We hope this article has provided you with many useful tech tips and tricks. You can search for similar articles on tips and guides. Thank you for reading and for following us regularly.