

How to live stream YouTube videos on your phone

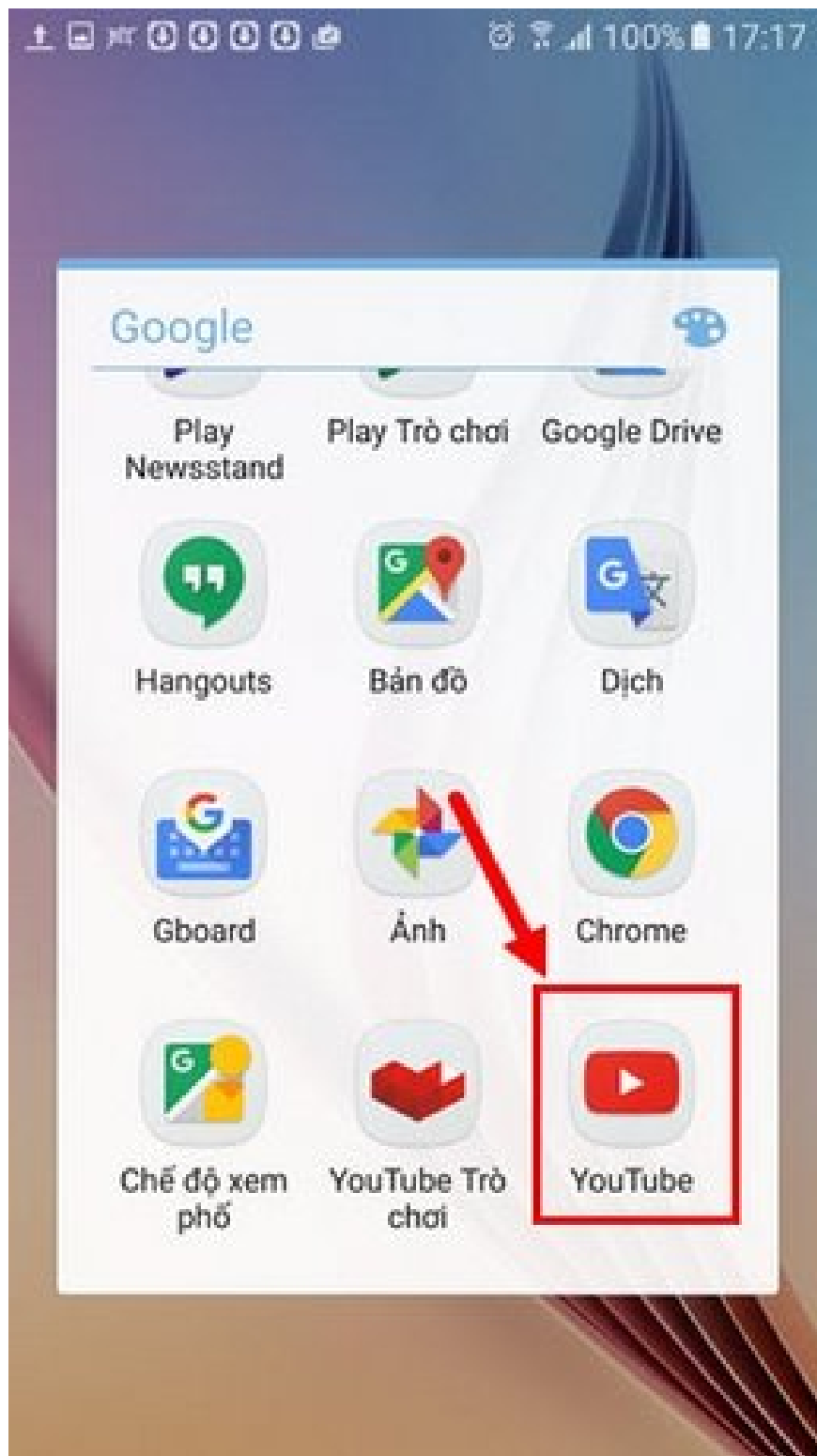
Live streaming YouTube videos on your phone is a long-awaited feature. YouTube has recently launched a live streaming feature directly on your mobile device, allowing you to broadcast all the events happening around you on YouTube without needing any additional software. Taimienphi will guide you on how to live stream YouTube on your phone.

Live streaming is a current trend among tech users, meeting the need to share their events and moments with everyone through compact devices like mobile phones. For this reason, after a period of testing, YouTube has officially launched the mobile live streaming feature through the YouTube app. Taimienphi will guide you on how to live stream YouTube videos on your phone.




Guide to live streaming YouTube videos on your phone.

Step 1 : **Open YouTube** on your phone.



Step 2 : On the YouTube app, tap the **camera** icon in the bottom right corner of the screen.




Năng Động Việt Nam

Cùng lắng nghe lời con muốn nói

Quảng cáo NESTLE MILO VIETNAM

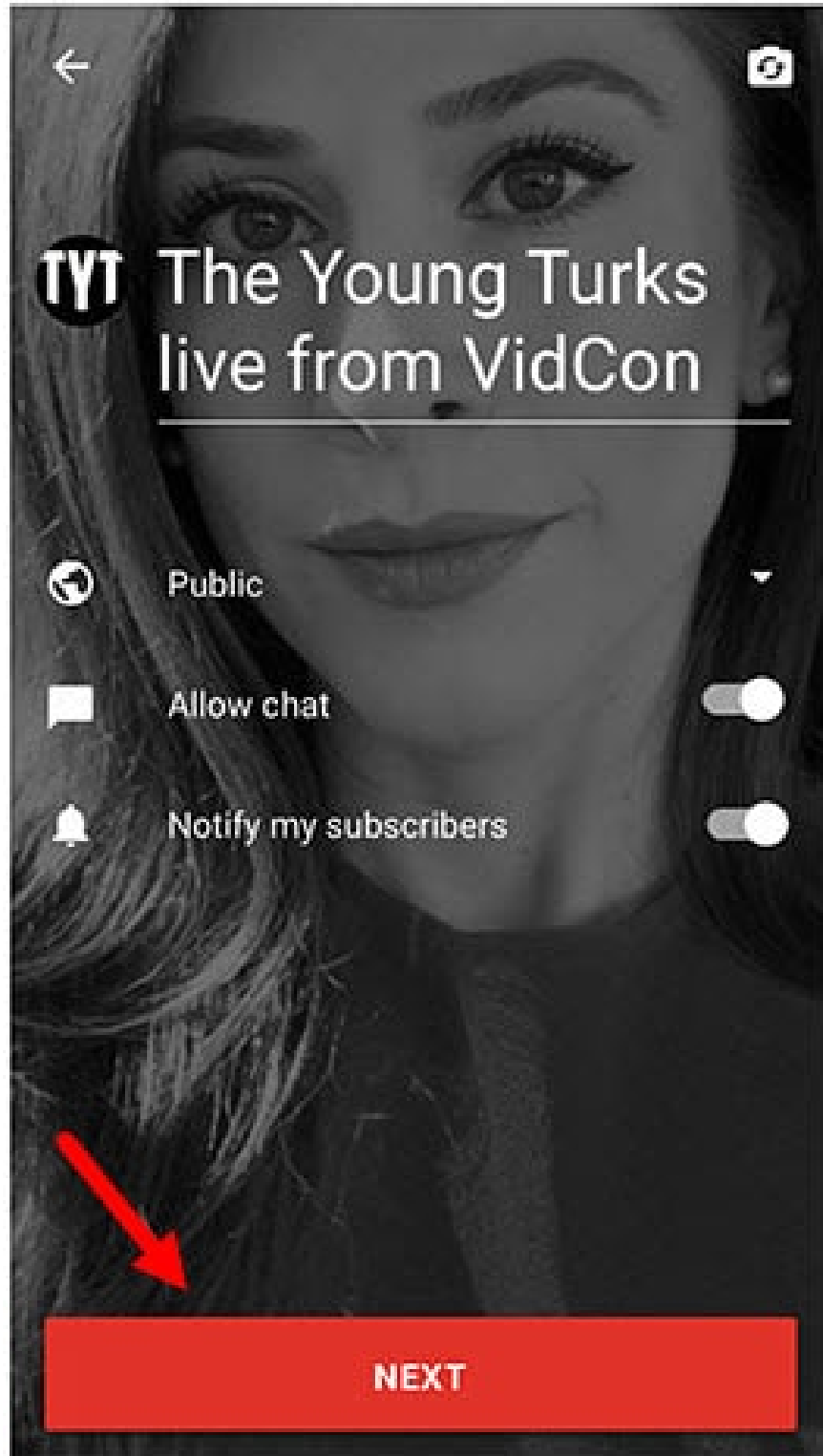
Xem ngay!



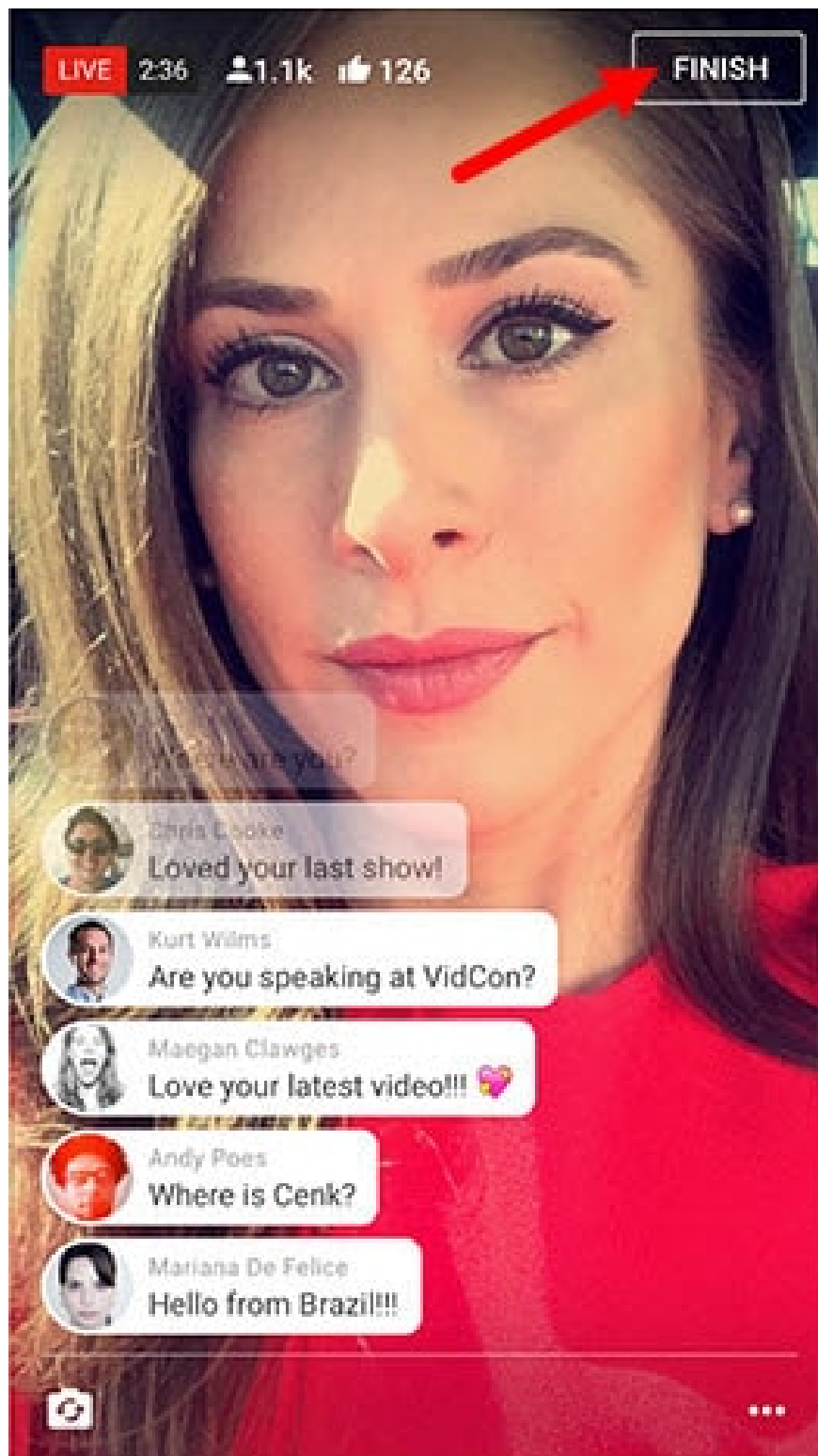
Step 3 : During the live stream setup process, YouTube will allow you to customize some information for your live stream video.

- **Name your live stream video**
- **Adjust privacy settings:** Broadcast publicly or restrict viewers
- **Allow chat:** Allow viewers to chat
- **Notify my subscribers:** Notify your channel subscribers about your live stream video

Click **Next** to start the live stream.



Step 4 : During the live stream, you will see the number of viewers, the number of followers, and the chat history of the viewers. To end the live stream, click "**Finish**" in the upper right corner of the screen.



So, with just a few steps, you can easily live stream on YouTube to share your favorite moments with everyone. This is a great feature, in addition to the YouTube Gaming feature for gamers to share their gaming skills.

For Facebook users, you can now use the live video streaming feature to share events with your friends. Live streaming on Facebook is quite simple; as long as your phone's camera is working, you can do it.

If you don't have it, download YouTube.

For Android devices: Download **YouTube for Android**

For iPhone, iPad: Download **YouTube for iPhone**

The vast majority of people selling and doing business on Facebook don't know how to fully utilize the free channels that Facebook supports, such as Groups, personal page livestreams, fanpage livestreams, etc., to generate excellent revenue. This is simply a matter of sharing your livestream to Facebook Groups. You can refer to the article shared on TipsMake for instructions on how to share livestreams to Facebook Groups.

You finished reading the article "**How to live stream YouTube videos on your phone**" edited by the [TipsMake](#) team. We hope this article has provided you with many useful tech tips and tricks. You can search for similar articles on tips and guides. Thank you for reading and for following us regularly.