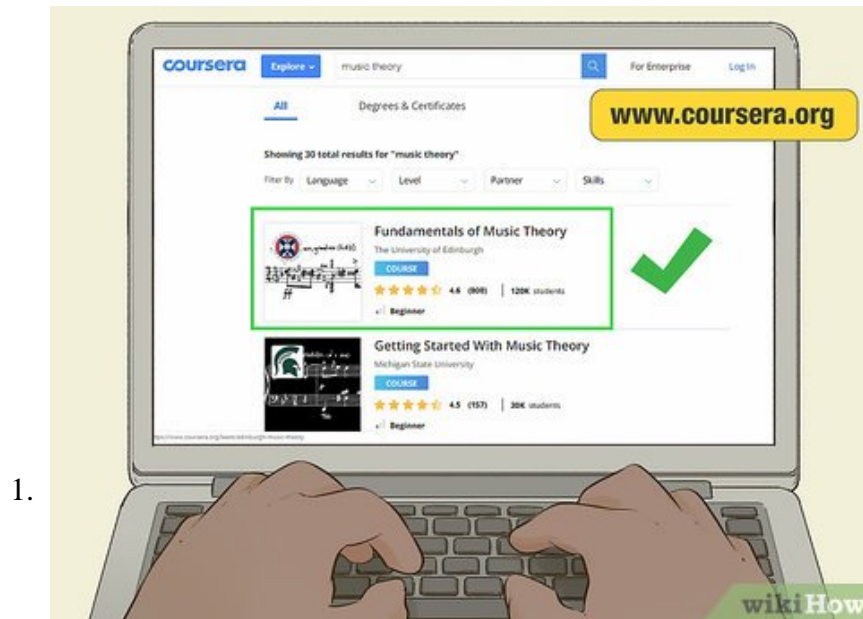


# How to Learn Music Theory Online

The web has become a fantastic resource for online learning. If you're interested in learning music theory but can't take classes in your community, you can always turn to the internet for help. There are so many available programs online...

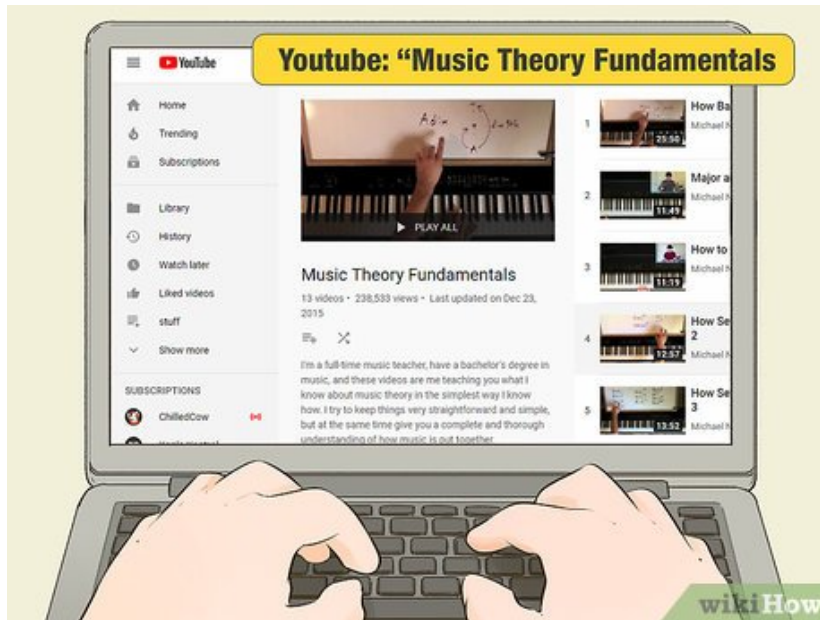
Method 1 of 3:

## Finding Free Online Lessons



**Try a free university-affiliated course on music theory.** Some colleges and universities publish lectures online for free. This is a great way to find a lesson taught by a professional without having to pay the cost. [1]

1. Explore a website like Coursera, an online learning platform that partners with universities and organizations to provide lessons run by top educators. [2] They offer dozens of music theory courses from universities around the world: <https://www.coursera.org/courses?query=music%20theory>
2. iTunes University is another great resource for finding lectures from accredited universities.



2.

**Use YouTube to find dynamic music theory lessons for free.** The great thing about learning on YouTube is the visual aspect of the platform. If you are a visual or audio learner, finding videos about music theory on YouTube is a great option.<sup>[3]</sup>

1. A good place to start is Michael New's YouTube channel, which has thorough and straightforward lessons that are easy for beginners to understand as well as advanced content for intermediate to experienced musicians. You might start with his 'Music Theory Fundamentals' playlist: <https://www.youtube.com/playlist?list=PL1302D94F247600CD>



3.

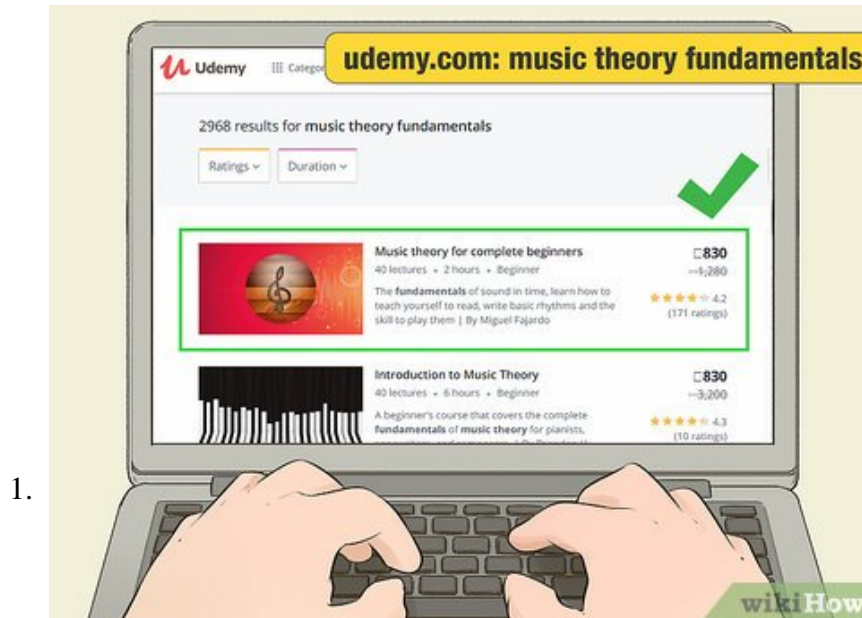
**Read through a few free music theory websites to find one that you like.** There are dozens of websites that are completely devoted to teaching music theory for free.<sup>[4]</sup> Some of these feature written text, some offer games, and others offer video lessons.

1. Spend some time exploring MusicTheory.net. This website offers clear instruction and has a whole section devoted to interactive exercises: <https://www.musictheory.net/exercises>

2. Ableton's 'Learning Music' course is a great option for people who know nothing about music theory. This interactive website starts with super basic information and allows you to ease into learning music theory: <https://learningmusic.ableton.com/>
3. The benefit of using free resources to learn about music theory is that you don't have to buy into just one. Keep trying sites until you find a few that you really like.

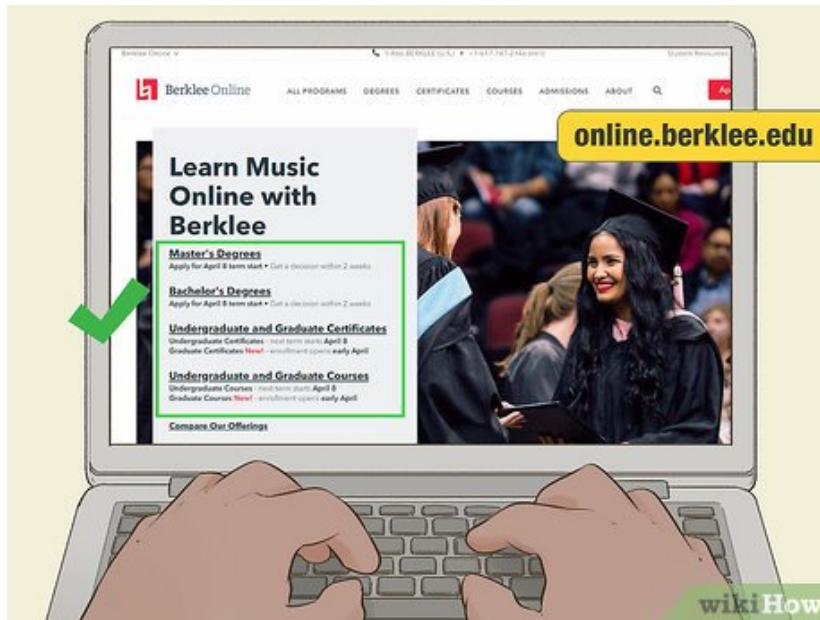
Method 2 of 3:

## Paying for Online Lessons



**Find a paid lesson through a music theory website.** There are quite a few websites that specialize in teaching music theory courses. They are often run by professionals who have spent their lives as musicians or teachers. A paid course in music theory can offer more guidance and support than a free resource.

1. Udeemy.com provides thousands of courses offered at a reasonable price. They have a huge section of music courses available, and quite a few that specialize in music theory. These courses include videos, articles, and additional resources while allowing you to move at your own pace.
2. Not all paid courses are created equal. If you are going to pay to learn music theory online, make sure you are getting more value than you would in a free course.<sup>[5]</sup>



2.

**Enroll in a music theory course at an online university.** Learning through an online university is especially beneficial if you are thinking about getting a degree or certificate in music theory. A music theory course through an online university will give you a structured course that can span several months. Another benefit is that an online university may connect you with other students.<sup>[6]</sup>

1. Check and see if your local community college offers a free online program in music theory.
2. Many major universities also have extension schools that provide online learning and may offer music theory courses.
3. Try an online university like Berklee Online.<sup>[7]</sup> Online universities offer degree programs which would allow you to extend your study of music theory into a degree or certificate.




3.

**Sign up with a private online instructor.** If one-on-one learning is your style, try a website that offers private online instruction. A website like TakeLessons.com will match you up with an online instructor who will personalize the learning experience: <https://takelessons.com/online/music-theory-lessons>.

1. One-on-one lessons are great because they are tailored to your skill level and will allow you to move at your own pace.<sup>[8]</sup>

Method 3 of 3:

## Learning the Basics



1.

**music alphabet : A, B, C, D, E, F, G**

**Memorize the music alphabet in order to begin reading music.** The music alphabet is a system of letters that are assigned to represent notes of music.<sup>[9]</sup> Get a firm handle on the music alphabet before moving on, as everything else is based on this system that matches letters with sound.

1. The music alphabet contains 7 letters: A, B, C, D, E, F, G. Each line and space on the staff (the five lines you see on a piece of sheet music) represents a different letter. Memorizing these letters and their corresponding place on the staff will enable you to read sheet music.<sup>[10]</sup>

Intervals	Tone	Tone	Semitone	Tone	Tone	Tone	Semitone	
C major scale	C	D	E	F	G	A	B	C
D major scale	D	E	F#	G	A	B	C#	D
E major scale	E	F#	G#	A	B	C#	D#	E
F major scale	F	G	A	Bb	C	D	E	F
G major scale	G	A	B	C	D	E	F#	G
A major scale	A	B	C#	D	E	F#	G#	A
B major scale	B	C#	D#	E	F#	G#	A#	B

2.

wikiHow

**Practice musical scales by reading them on sheet music.** Scales are simply a sequence of notes.<sup>[11]</sup> As you learned when reading about the music alphabet, each note has an assigned letter. A scale is just a combination of these letters.

1. This is a C Major scale: C, D, E, F, G, A, B, C. On your instrument, playing each of these notes in this order would create a C Major scale.
2. Once you have a firm handle on how to read notes off of sheet music, practice playing scales by finding sheet music that features scale exercises.<sup>[12]</sup> The longer you practice, the more fluent you will become.



**Use ear training to gain a basic understanding of intervals.** An interval describes the distance in pitch between notes. While intervals can be visually observed on sheet music (intervals are the number of lines and spaces between each note) you can also practice hearing intervals to gain a basic understanding of the concept.<sup>[13]</sup>

1. You can hear intervals by playing two different notes. Notice which notes are missing between the two. That difference is an interval.
2. Use an interactive website to guide you through using ear training to understand intervals.<sup>[14]</sup>



**Memorize basic chords and play them often.** Chords are simply certain notes of a scale combined into one sound. When playing a scale, you would play note by note. When playing a chord, you would play each of those notes at the same time.<sup>[15]</sup> Learn the most common chord structures for your instrument and play them often. Practice reading them off of sheet music so you can easily spot them.

1. Chords give structure and organization to music. When you listen to a song, the overall sound you are hearing is a result of a certain combination of chords. Most chords are based on three notes being played at the same time.<sup>[16]</sup>



**Read key signatures to play the proper key when using sheet music.** Key signatures will designate the overall key of the song you want to play and will be marked on the staff at the very beginning the piece of

music. Learning how to read the key signature is essential when it comes to reading sheet music fluently. [17]

1. Key signatures also designate how many flats and sharps will be played in that piece of music.



**Practice concepts one step at a time to avoid feeling overwhelmed.** Many sites will offer self-check quizzes after every lesson or unit of lessons. This will help you stick with a concept until you have mastered it, then you can move on when you are ready.

1. Gain practical application by practicing what you are learning. You can try transposing a piece of music to a different key, or you can take up an instrument like the piano, an instrument that is set up in a way that makes it very easy to see the notes and relationships between them. [18]

**EXPERT TIP**

Picture 13 of How to Learn Music Theory Online

Aaron Asghari  
Professional Guitarist & Instructor

Aaron Asghari is a Professional Guitarist and the lead guitarist of The Ghost Next Door. He received his degree in Guitar Performance from the Guitar Institute of Technology program in Los Angeles. In addition to writing and performing with The Ghost Next Door, he is the founder and primary guitar instructor of Asghari Guitar Lessons.

Picture 14 of How to Learn Music Theory Online

Aaron Asghari  
Professional Guitarist & Instructor

**Our Expert Agrees:** There's a huge amount of information online in regards to music theory. Be sure to take it slow and only progress when you have a firm understanding of each topic.

You finished reading the article "**How to Learn Music Theory Online**" edited by the [TipsMake](#) team. We hope this article has provided you with many useful tech tips and tricks. You can search for similar articles on tips and

guides. Thank you for reading and for following us regularly.

---