

How to Know when to Talk to a Celebrity

Whether you live in the heart of LA or in a less star-populated area, there's always the slightest chance of running into a celebrity throughout your daily life. Your first impulse may be to hurry over to them for an autograph, but this...

Part 1 of 3:


Observing the Situation

1.




Talk to the celebrity if you're at a fan event. It's perfectly fine to approach the celebrity and ask for selfies or autographs during fan events, such as meet and greets or signings. These events are designed specifically for fans to meet and interact with celebrities in a more casual setting.

2.



Approach a celebrity with a gift or request at fan or media events. If you are able, it's always a better idea to present a celebrity with fanart, a glimpse of your cosplay, or a notebook to sign at a public event, such as a convention or on the red carpet. Celebrities will typically be busy interacting with fans and the media already, making this the perfect chance to talk to them yourself! Just be sure to ask the event staff whether it's okay to approach first.^[1]

3.



Take caution with approaching a celebrity on the street. If you spot a celebrity while out running errands or enjoying a meal at a restaurant, you may not want to strike up conversation with them right away. Chances are the celebrity is also just going about their daily life and may not want to be disturbed.

4.



Avoid approaching celebrities during mealtimes. Most people are not willing to have a friendly chat while right in the middle of lunch. Let the celebrity enjoy their meal and, if you still want to approach them, only do so after they've finished eating.^[2]

5.



Don't approach a celebrity who's already talking to someone else. Whether it's a face to face conversation or over the phone, celebrities (as well as any person) who are in mid-conversation should be left to finish that conversation before you attempt to start a new one. Walking up to talk while they are already occupied will leave a poor impression.

Part 2 of 3:


Reading Body Language and Other Social Cues

1.



Verify that the celebrity isn't busy with something or someone else. Take a quick glance at the celebrity to see whether they're busy. Don't approach them if they're on the phone or already speaking with someone else. Instead, wait until they finish or leave them be.

2.



Approach if the celebrity is smiling and happy. A person's facial expression can tell you a lot about how they're feeling at that particular moment. Are they smiling, or do they seem disinterested or upset? If they're frowning or otherwise look unhappy, don't approach them. They may not be willing to engage with you.

3.



Make sure the celebrity seems relaxed and receptive before you approach. Body language is also a great method of determining how approachable someone is. Check for any signs of tension, such as crossed arms or a tight, hunched stance. You'll have more success if the celebrity looks open and relaxed, as this suggests they're in a more pleasant mood and will be more willing to talk to you.

4.



Avoid approaching a celebrity who is dressed down or incognito. What someone is wearing can be a more subtle cue as to whether you should talk to them, especially for celebrities. Are they made up and looking their best, or are they shuffling around in a hoodie and thick sunglasses? The latter outfit suggests the celebrity may be trying to lay low, and doesn't want to meet with fans at the moment.

5.



Approach celebrities if they're greeting other fans enthusiastically. If you're at a fan event or notice the celebrity is already being approached by other people, pay attention to what they say. If they're greeting fans and laughing, go ahead and try greeting them yourself. If they're asking fans not to swarm, or their tone of voice sounds unenthusiastic and flat, it might not be the best idea to approach.

Part 3 of 3:

Approaching the Celebrity

1.



Plan out how you'll approach the celebrity. Treat how you'll talk to the celebrity just like if you were talking to a stranger. Consider what you want to say to them, how you'll say it, and if you'd like a selfie or an autograph from them. You want to be sure to leave a pleasant and polite impression.

1. Keep your phone in reach, or a pad and writing utensil in hand before you approach the celebrity. You don't want to waste yours and the celebrity's time fishing for these items. They may not have the time to spare, and you could come off as inconsiderate.^[3]

2.



Behave calmly. When you first spot a celebrity, it can be very tempting to rush over to them and express your admiration. Take a step back and think from the celebrity's perspective. No matter how famous a person is, they deserve the same level of courtesy as everyone else. If you feel yourself getting overwhelmed, stop and breathe.

3.



Don't photograph them. It has become basic etiquette to only take photos of others with their consent. Taking secret photos of the celebrity is both impolite and a major violation of their privacy.^[4]

4.



Avoid trailing after the celebrity. This is considered stalking, and could result in the celebrity leaving the area or even calling the authorities. Stay where you are and gauge whether it's appropriate to approach first.^[5]

5.



Say 'hello' and/or 'excuse me.' The best way to start any conversation is with a polite introduction. Greet the celebrity and apologize or excuse yourself for interrupting them, even if they don't seem busy.

6.



Use the celebrity's stage name or surname to address them. Supporting a celebrity's work and keeping up with their personal lives doesn't mean you can treat them like an old friend. Keep the conversation polite by using only their stage name or their last name (ie 'Ms. Stone' or 'Mr. Pitt') when you talk to them.^[6]

7.



Request pictures or autographs politely. Don't immediately move in for a selfie or thrust a pad and pen at them for an autograph. Instead, ask them if they have a moment to take a picture with you or sign something for you. They may be more receptive if you're polite.^[7]

8.



End the encounter if the celebrity says 'no.' Don't take it personally if the celebrity brushes you off or doesn't have time to fulfill your request. They may be turning you down due to a hectic schedule or need for privacy, rather than a disdain for their fans or toward you in particular. No matter how the encounter turns out, you can still say you've met a celebrity! Thank them for their time, bid them goodbye, and move on.^[8]

9.



Say 'thank you' and 'goodbye' before you leave. Tell the celebrity how much you appreciate them taking the time to talk to you. Now is a good time to briefly express your admiration of their work again. Offer a smile and don't be afraid to look directly at them.^[9]

10.



Go back to what you were doing quickly and quietly. Don't linger after the encounter is over. Give the celebrity their privacy back by resuming your life and what you were occupied with before you spotted the celebrity.

11.



Avoid attracting extra attention after the encounter. Don't tell the nearest group of people that you just ran into a celebrity. Respect their right to privacy and let them go about the rest of their day.

You finished reading the article "**How to Know when to Talk to a Celebrity**" edited by the [TipsMake](#) team. We hope this article has provided you with many useful tech tips and tricks. You can search for similar articles on tips and guides. Thank you for reading and for following us regularly.