

How to know if your iPhone is jailbroken?

For iPhone users, jailbreaking their device is like root operation on an Android phone, or you might think that is the case to open more access to your account to the deeper part of the system. iOS system.

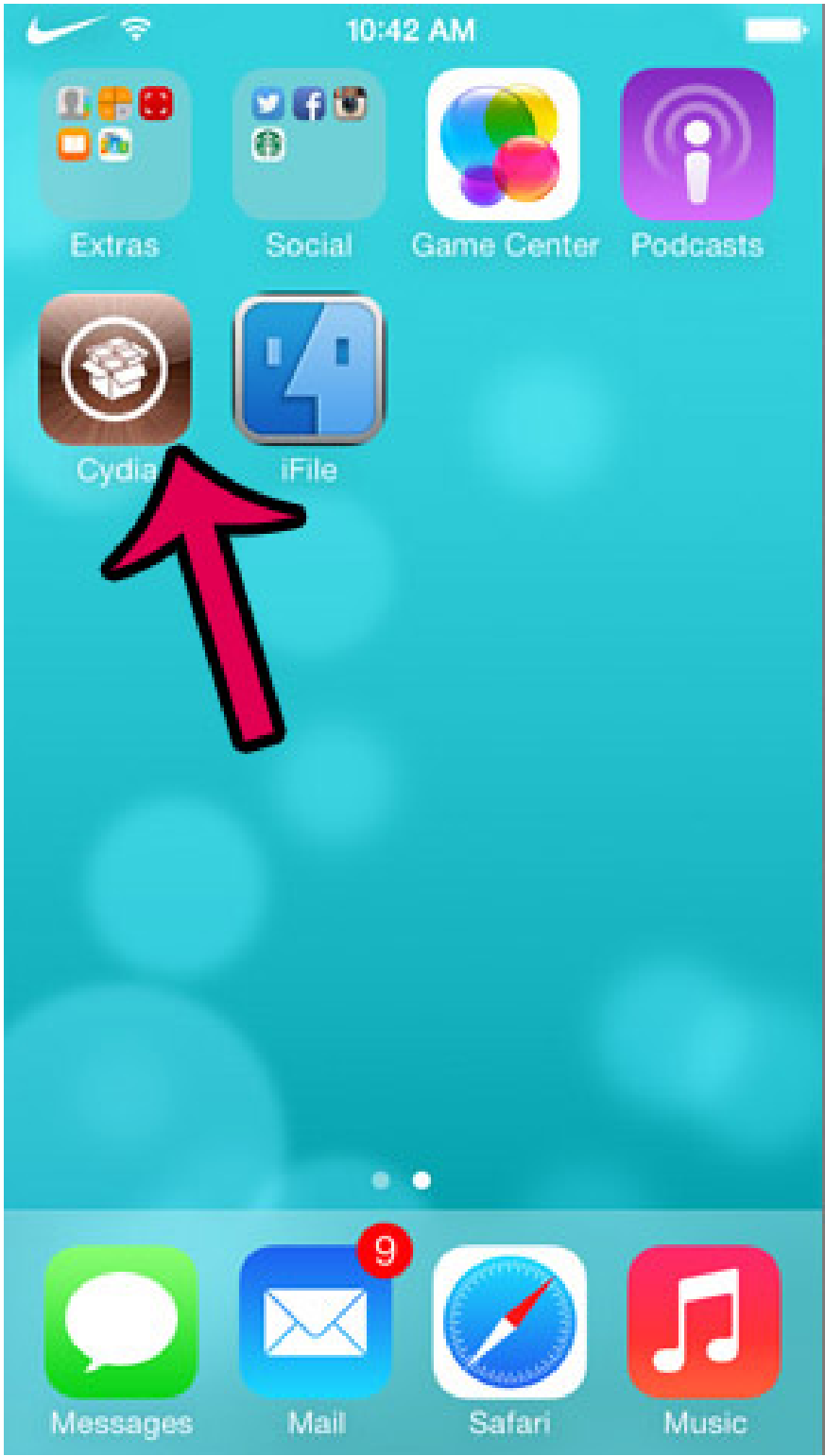
For iPhone users, jailbreaking their device is like root operation on an Android phone, or you might think that is the case to open more access to your account to the deeper part of the system. iOS system. So how to be able to identify the iPhone you are using jailbroken or not? Please refer to the article below of TipsMake.com offline.

See more:

1. The steps needed to root your Android Galaxy Note 5 phone.

The first way:

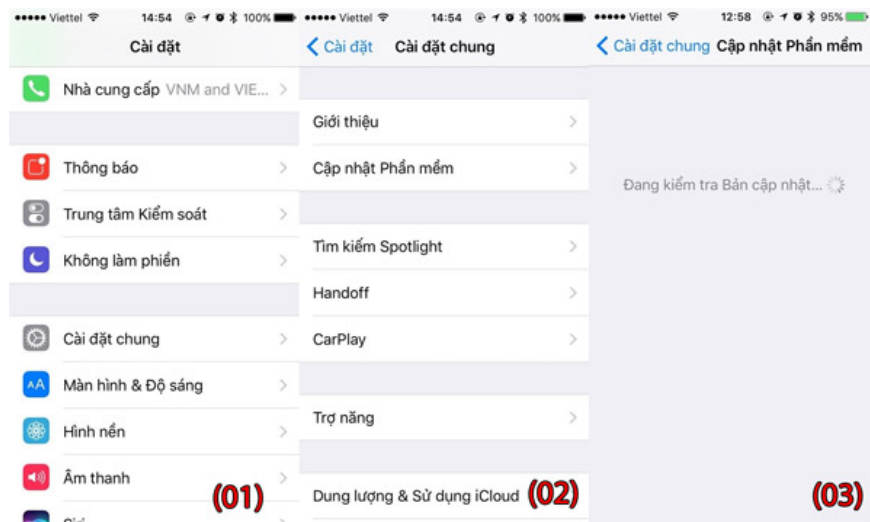
For jailbroken iPhone phones, the Home screen will almost certainly have the icon of Cydia. You just need to see Cydia icons and icons in this area.





The second way:

However, for cases without icons, the icon of Cydia does not mean that your device has been jailbroken. Please apply the next method, which is checked in **Settings > General Settings > Software update** :



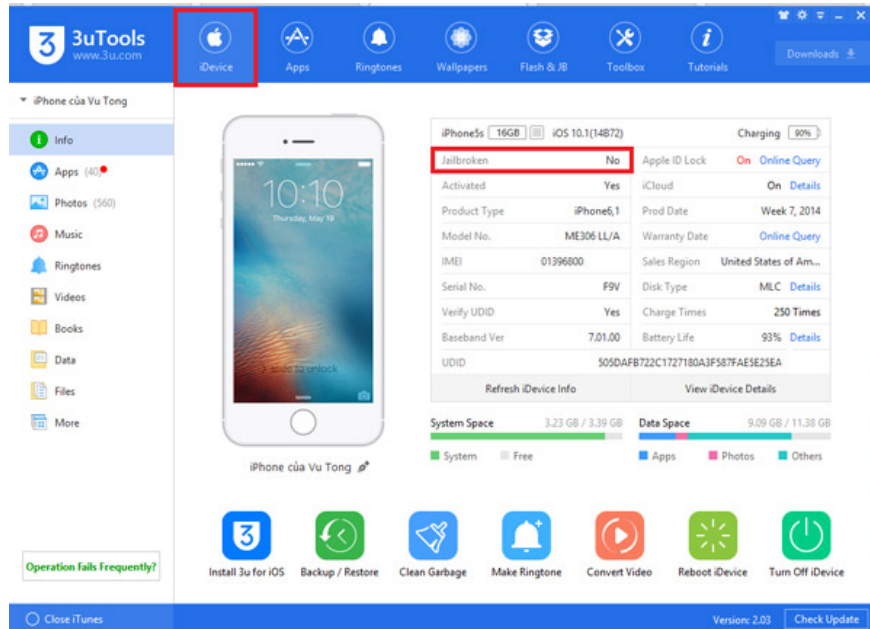
If in the **Software Update** section , your iPhone just keeps downloading without showing specific information, it must be 90% that **iOS** device has **jailbroken** .

The last way:

Using external support software, it is **iTools** or **3uTools** . You can download the link below:

1. Download free iTools for Windows.
2. Download 3uTools for computers and laptops.

Once installed, you connect the iPhone device to the computer, and check in the **iDevice** section as shown below, see the status of **Jailbroken** as **Yes** or **No** :



Good luck!

You finished reading the article "**How to know if your iPhone is jailbroken?**" edited by the [TipsMake](#) team. We hope this article has provided you with many useful tech tips and tricks. You can search for similar articles on tips and guides. Thank you for reading and for following us regularly.